

**MASTER CATALOG**  
CATALOG PRINCIPAL  
CATÁLOGO MAESTRO



**Fits Like OE Because We Make OE**  
**S'ajuste comme l'É.O. car nous fabriquons l'É.O.**  
**Se ajusta como equipo original porque fabricamos equipo original**  
1996 and Newer • 1996 et plus récents • 1996 y más nuevos



## PARTS. TRAINING. SUPPORT.

Visit our website at [www.walkerexhaust.com](http://www.walkerexhaust.com) for interactive e-Catalog website tools with the latest coverage to help ensure you have the right part number to complete your repair. Walker® also offers the latest product and training information to help make your search complete.



### EASY-TO-USE ELECTRONIC CATALOG

- Search by year, make and model, by VIN, or by state and plate number

### MUFFLER AND CONVERTER DIMENSIONAL SEARCH

- Search for universal mufflers and converters by body shape, lengths, and inlet and outlet specifications to find the best fit

### SIMPLE PART SEARCH

- Search by product part number

### WALKER® TECH TALK

Join the conversation!

- Feel free to browse our posts for the latest diagnostic tips and information on all Walker® Emissions Control products.
- If you don't see the information you're looking for, log in to post a question for assistance from our Walker® technical resource team.



### TENNECO® YOUTUBE CHANNEL

- Visit our channel for a complete educational and technical "how to" video series to help you pinpoint the true cause of an emissions issue.



### WALKER® MOBILE APP

Download the Walker® Emissions Control mobile app to have access to everything you need, on the go.

- eCatalog Application Search
  - With product features and images
- Part Search
- Dealer Locator
- Training Video Library
- Available for Android™, iPhone® and iPad®



Scan the QR code to get the latest Walker® Exhaust System news and product updates.

The Android, iPhone and iPad trademarks are trademarks of Google and Apple respectively, and are used for reference purposes only.



## PIÈCES. FORMATION. SOUTIEN.

Visitez notre site Web à [www.walkerexhaust.com](http://www.walkerexhaust.com) pour accéder aux outils interactifs de notre catalogue en ligne comprenant les informations les plus à jour, afin d'obtenir le bon numéro de pièce pour compléter votre réparation. Walker<sup>MD</sup> offre aussi de l'information et des formations à jour pour vous aider dans vos recherches.



### CATALOGUE ÉLECTRONIQUE FACILE À UTILISER

- Recherche par année, marque et modèle, par NIV, ou par État / province et numéro de plaque

### RECHERCHE PAR DIMENSIONS DU SILENCIEUX ET DU CATALYSEUR

- Recherche de silencieux et catalyseurs universels à partir de critères de forme, longueur et de spécifications sur les orifices d'entrée et de sortie, afin de trouver la pièce la plus adéquate

### RECHERCHE SIMPLIFIÉE

- Recherche par numéro de pièce

### FORUM DE DISCUSSION TECHNIQUE DE WALKER<sup>MD</sup>

Joignez-vous à la conversation!

- Parcourez nos messages pour obtenir les derniers conseils sur le diagnostic et de l'information sur tous les produits de contrôle d'émissions de Walker.<sup>MD</sup>
- Si vous ne trouvez pas l'information désirée, publiez votre question pour obtenir de l'aide de l'équipe de ressources techniques de Walker.<sup>MD</sup>



You Tube

### CHAÎNE YOUTUBE DE TENNECO<sup>MD</sup>

- Visitez notre chaîne pour consulter une série complète de vidéos de formations techniques et pratiques destinées à vous aider à déterminer la vraie cause d'un problème d'émissions.



### APPLICATION MOBILE DE WALKER<sup>MD</sup>

Téléchargez l'appli mobile de Walker<sup>MD</sup> pour accéder à tous nos outils, où que vous soyez.

- Recherche dans l'application du catalogue électronique - Avec caractéristiques et images des produits
- Recherche de pièces
- Localisateur de magasin
- Vidéothèque de formation
- Compatible avec Android,<sup>MC</sup> iPhone<sup>MD</sup> et iPad<sup>MD</sup>



Scannez le code pour obtenir les dernières nouvelles et mises à jour sur les produits d'échappement Walker.<sup>MD</sup>

## PIEZAS. CAPACITACIÓN. ASISTENCIA.

Visite nuestro sitio web en [www.walkerexhaust.com](http://www.walkerexhaust.com) para acceder a las herramientas del sitio web del Catálogo electrónico interactivo, con la última cobertura para garantizar que tenga el número de pieza correcto para completar su reparación. Walker® también ofrece la última información sobre productos y capacitación para ayudar a hacer que su búsqueda sea completa.



### CATÁLOGO ELECTRÓNICO FÁCIL DE USAR

- Busque por año, marca, modelo, VIN o estado y número de placa

### BÚSQUEDA DIMENSIONAL DE SILENCIADORES Y CONVERTIDORES

- Busque silenciadores y convertidores universales por forma del cuerpo, longitudes y especificaciones de la entrada y la salida para encontrar el mejor ajuste

### BÚSQUEDA SIMPLE DE PIEZAS

- Busque por número de pieza de producto

### TECNOCHARLA WALKER®

#### ¡Únase a la conversación!

- No dude en navegar por nuestros posts para obtener los más recientes consejos de diagnóstico e información para todos los productos de Control de Emisiones Walker®.
- Si no ve la información que está buscando, inicie una sesión para enviar una pregunta con el fin de obtener asistencia de nuestro equipo de recursos técnicos Walker®.

### APLICACIÓN MÓVIL WALKER®

Descargue la aplicación móvil de Control de Emisiones Walker® para tener acceso a todo lo que necesita esté donde esté.

- Búsqueda de aplicaciones en el catálogo electrónico
- Con características e imágenes de los productos
- Búsqueda de piezas
- Localizador de distribuidores
- Biblioteca de videos de capacitación
- Disponible para Android,™ iPhone® y iPad®



You Tube

### CANAL YOUTUBE DE TENNECO®

- Visite nuestro canal para ver una serie completa de videos educativos y técnicos de tipo práctico con el fin de ayudarle a localizar la verdadera causa de un problema de emisiones.



Escanee el código QR para obtener las últimas noticias y actualizaciones de producto de Sistemas de Escape Walker®.







EMISSIONS CONTROL



## KNOW YOUR EXHAUST PRODUCTS

Install only premium-quality aftermarket parts from trusted full-service suppliers

### TODAY'S AFTERMARKET

- The automotive Aftermarket is being flooded with low-cost, low-quality replacement parts
- Popular branded automotive parts, sourced from AASA full-service suppliers, are threatened by direct importing, line purchasing and other outsourcing methods
- Jobbers and installers may take for granted the essential services provided by full-line suppliers, including sales representation, cataloging, training and technical support

## CONNAISSEZ BIEN VOS PRODUITS D'ÉCHAPPEMENT

N'installez que des pièces de remplacement de première qualité provenant de fournisseurs reconnus et offrant un service complet

### LE MARCHÉ SECONDAIRE ACTUEL


- Le marché secondaire des pièces d'automobiles est inondé de pièces de remplacement à bas prix et de faible qualité
- Les marques populaires de fournisseurs membres de l'AASA qui offrent un service complet sont menacées par les importations directes, les achats en bloc de lignes complètes ainsi que d'autres méthodes d'approvisionnement extérieur
- Les détaillants et installateurs peuvent tenir pour acquise la prestation de services complets des fournisseurs offrant une couverture complète, c'est-à-dire des représentants, des catalogues, la formation et le soutien technique

## CONOZCA LAS PRODUCTOS DE ESCAPE

Instale únicamente piezas del mercado de accesorios de alta calidad de proveedores de servicio completo confiables

### EL MERCADO DE ACCESORIOS DE HOY EN DÍA

- El mercado de accesorios de automóvil está siendo inundado con piezas de repuesto de baja calidad y bajo costo
- Las piezas de automóviles de marcas populares, obtenidas de proveedores de servicio completo AASA, están amenazadas por la importación directa, la compra en línea y otros métodos de tercerización
- Los intermediarios y los instaladores pueden dar por sentados los servicios esenciales brindados por los proveedores de línea completa, inclusive representación de ventas, catalogación, capacitación y asistencia técnica



## DIRECT-IMPORT DRAWBACKS

- Low-quality replacement parts could pose a potential threat to installer and consumer safety
- The importer of record assumes the legal liability for direct import products
- Off-shore suppliers of these low-quality import parts may not provide the essential product services offered by full-line suppliers
- Trusted brand names may be undercut, and permanently forced out of the Aftermarket
- Just one failed repair can drive customers to consider their dealer as the only reliable source for parts and service

## LES INCONVÉNIENTS DE L'IMPORTATION DIRECTE

- Les pièces de remplacement de faible qualité peuvent être dangereuses pour les installateurs et les consommateurs
- L'importateur attiré assume la responsabilité légale des produits d'importation directe
- Les fournisseurs étrangers de pièces importées de faible qualité n'offrent pas nécessairement les services essentiels pour ces produits, qui sont toutefois offerts par les fournisseurs ayant une couverture complète
- Des marques reconnues peuvent être mises à l'écart puis disparaître définitivement du marché secondaire
- Une seule mauvaise réparation peut convaincre un consommateur que le seul garagiste digne de confiance est son concessionnaire

## INCONVENIENTES DE LAS IMPORTACIONES DIRECTAS

- Las piezas de repuesto de baja calidad podrían plantear una amenaza potencial para la seguridad del instalador y del consumidor
- El importador nominal asume la responsabilidad legal por los productos de importación directa
- Los proveedores extraterritoriales de estas piezas de importación de baja calidad no pueden proveer los servicios esenciales para los productos ofrecidos por los proveedores de línea completa
- Los nombres de marca confiables pueden ser perjudicados y forzados permanentemente fuera del mercado de accesorios
- Una sola reparación fallida puede llevar a los clientes a considerar que su distribuidor es la única fuente confiable de piezas y servicio

# INDUSTRY-LEADING PRODUCT SUPPORT

## LIMITED LIFETIME WARRANTY

Walker® warrants qualifying exhaust products\* against defects and wear-out when used on private passenger cars and light trucks under normal operating conditions for as long as such original purchaser owns the vehicle on which they were originally installed.

Tenneco's obligation under this warranty is limited to replacement of the worn-out or defective product with the same product in accordance with this warranty.

Cost of removal and installation are not included, and any incidental and consequential damages are excluded under this warranty, regardless of when the failure occurs. This warranty has no cash value. This warranty does not apply to products which have been modified, improperly applied or installed on vehicles used for commercial or racing purposes.

To make a claim under this warranty, return the worn-out or defective product with the dated original receipt to the dealer or retailer from whom it was purchased or to a Tenneco dealer for verification and exchange under this warranty.

## Qualifying Products:

\* Walker® Quiet-Flow®SS Mufflers and Walker® Quiet-Flow®SS Muffler Assemblies

DynoMax® VT™, Ultra Flo™ SS, Ultra Flo™ Welded and Super Turbo™ Performance Mufflers, and DynoMax® Stainless Steel Cat-Back Systems

## Walker® Catalytic Converters:

Walker® Standard Catalytic Converters carry the following warranty:

**25,000-mile** catalytic performance warranty

**5-year / 50,000-mile** structural integrity warranty

Walker® Ultra® Catalytic Converters carry the following warranty:

**25,000-mile** catalytic performance warranty

**5-year / 50,000-mile** structural integrity warranty

Walker® CalCat® Catalytic Converters carry the following warranty:

**50,000-mile** catalytic performance warranty

**5-year / 50,000-mile** structural integrity warranty

## Commercial Warranty:

Tenneco warrants to the original purchaser its Walker® Mega-Flow® Heavy Duty Mufflers installed on vehicles used for commercial purposes in vertical applications against defects and wear-out for 4 years from date of purchase or 500,000 miles, whichever occurs first.

## Thrush® Performance Mufflers:

Thrush® mufflers carry a 90-day limited warranty against defects in materials or craftsmanship.

Any modifications to the product or use inconsistent with the intended application voids this warranty. Parts and labor are not covered.

Information or assistance regarding a warranty claim may be obtained by writing:

**Warranty Department / Tenneco**  
**One International Drive**  
**Monroe, MI 48161**

or contact our Customer Service Department at  
**1 (734) 384-7898.**

# LE MEILLEUR SOUTIEN TECHNIQUE DE L'INDUSTRIE

## GARANTIE LIMITÉE À VIE

Walker® garantit les produits d'échappement admissibles\* contre les défauts et l'usure, lorsqu'utilisés sur des voitures de tourisme et camions légers privés dans des conditions d'utilisation normales pendant aussi longtemps que l'acheteur possède le véhicule sur lequel ils ont été originellement installés.

L'obligation de Tenneco en vertu de cette garantie est limitée au remplacement d'un produit usé ou défectueux par le même produit. Les coûts d'enlèvement et d'installation ne sont pas couverts et tous dommages accessoires ou consécutifs sont exclus de cette garantie, sans égard au moment où la défaillance se produit. Cette garantie n'a aucune valeur monétaire et ne s'applique pas aux produits modifiés, mal utilisés ou installés sur des véhicules utilisés à des fins commerciales ou pour la course.

Pour faire une réclamation en vertu de cette garantie, veuillez retourner le produit usé ou défectueux avec la facture originale datée à l'installateur / détaillant qui vous a vendu le produit, pour confirmation de la défaillance et le remplacement en vertu des modalités de cette garantie.

## Produits admissibles :

\* Silencieux Quiet-Flow®SS de Walker® et ensembles de silencieux Quiet-Flow®SS de Walker®

Silencieux de performance DynoMax® VT™, Ultra Flo™ SS, Ultra Flo™ soudé et Super Turbo™, et les pièces DynoMax® en acier inoxydable situées après le catalyseur

## Convertisseurs catalytiques Walker® :

Les convertisseurs catalytiques standards de Walker® sont couverts par la garantie suivante :

Garantie de performance catalytique de **40 000 km**

Garantie sur l'intégrité structurelle de  
**5 ans / 80 000 km**

Les convertisseurs catalytiques Ultra® de Walker® sont couverts par la garantie suivante :

Garantie de performance catalytique de **40 000 km**

Garantie sur l'intégrité structurelle de  
**5 ans / 80 000 km**

Les convertisseurs catalytiques CalCat® de Walker® sont couverts par la garantie suivante :

Garantie de performance catalytique de **80 000 km**

Garantie sur l'intégrité structurelle de  
**5 ans / 80 000 km**

## Garantie commerciale :

Tenneco garantit à l'acheteur initial les silencieux pour poids lourds Mega-Flow® de Walker® installés sur des véhicules utilisés à des fins commerciales en (applications verticales) contre les défauts et l'usure pendant 4 ans à partir de la date d'achat, ou 800 000 km, la période la plus courte étant retenue.

## Silencieux de performance Thrush® :

Les silencieux Thrush® offrent une garantie limitée de 90 jours contre les défauts de matériaux ou de fabrication. Toute modification au produit ou utilisation divergeant avec l'application prévue annule cette garantie. Les pièces et la main d'œuvre ne sont pas couvertes par la garantie.

Vous pouvez obtenir de l'information ou de l'aide concernant une réclamation en vertu de la garantie en écrivant à :

**Warranty Department / Tenneco**  
**One International Drive**  
**Monroe, MI 48161**

ou communiquer avec notre service à la clientèle au :  
**1 (734) 384-7898.**

# ASISTENCIA DE PRODUCTO LÍDER DE LA INDUSTRIA

## GARANTÍA LIMITADA DE POR VIDA

Walker® garantiza los productos de escape que califiquen\* contra defectos y desgaste cuando se utilicen en automóviles de pasajeros y camiones ligeros privados en condiciones de operación normales, durante todo el tiempo que dicho comprador original sea dueño del vehículo en el cual dichos productos se instalaron originalmente.

La obligación de Tenneco bajo esta garantía está limitada al reemplazo del producto desgastado o defectuoso con el mismo producto de acuerdo con esta garantía. El costo de la remoción y la instalación no está incluido, y todo daño incidental y emergente está excluido bajo esta garantía, independientemente de cuando ocurra la falla. Esta garantía no tiene valor en efectivo. Esta garantía no se aplica a los productos que hayan sido modificados o que hayan sido aplicados o instalados incorrectamente en vehículos utilizados para propósitos comerciales o de carreras.

Para presentar un reclamo bajo esta garantía, devuelva el producto desgastado o defectuoso, con el recibo original fechado, al distribuidor o minorista al que fue comprado, o a un distribuidor de Tenneco, para realizar la verificación y el intercambio bajo esta garantía.

## Productos que califican:

\* Silenciadores Walker® Quiet-Flow®SS y ensamblajes de silenciador Walker® Quiet-Flow®SS

Silenciadores de alto rendimiento DynoMax® VT™, Ultra Flo™ SS, Ultra Flo™ soldados y Super Turbo™ y sistemas de acero inoxidable DynoMax® Cat-Back

## Convertidores catalíticos Walker®:

Los convertidores catalíticos estándar Walker® llevan la siguiente garantía:

Garantía de rendimiento catalítico de **25,000 millas**

Garantía de integridad estructural de  
**5 años / 50,000 millas**

Los convertidores catalíticos Walker® Ultra® llevan la siguiente garantía:

Garantía de rendimiento catalítico de **25,000 millas**

Garantía de integridad estructural de  
**5 años / 50,000 millas**

Los convertidores catalíticos Walker® CalCat® llevan la siguiente garantía:

Garantía de rendimiento catalítico de **50,000 millas**

Garantía de integridad estructural de  
**5 años / 50,000 millas**

## Garantía comercial:

Tenneco garantiza al comprador original sus silenciadores de uso pesado Walker® Mega-Flow® en vehículos utilizados para propósitos comerciales en aplicaciones verticales contra defectos y desgaste durante 4 años a partir de la fecha de compra o 500,000 millas, lo que ocurra primero.

## Silenciadores de alto rendimiento Thrush®:

Los silenciadores Thrush® llevan una garantía limitada de 90 días contra defectos de materiales o de fabricación. Cualquier modificación al producto o uso incoherente con la aplicación prevista anula esta garantía. Las piezas y la mano de obra no están cubiertas.

Se puede obtener información o asistencia sobre un reclamo de garantía escribiendo a:

**Warranty Department / Tenneco**  
**One International Drive**  
**Monroe, MI 48161**

o contacte a nuestro Departamento de Servicio al Cliente llamando al **1 (734) 384-7898.**



**TAB INDEX**

**PAGES**

<p><b>GENERAL INFORMATION</b>                  Catalog Features . . . . . 2                  Vehicle Model Index . . . . . 7                  Abbreviations &amp; Engine Size Charts . . . . . 9                  Truck Identification Index . . . . . 13                  Converter Installation Guide; EPA and CARB Compliances . . . . . 18                  Installation Notes . . . . . 24</p>	<p><b>GENERAL INFORMATION</b></p>
<p><b>DOMESTIC AND IMPORT PASSENGER CAR LISTINGS</b>                  Listed Alphabetically from Acura to Volvo . . . . . 27</p>	<p><b>PASSENGER CAR</b></p>
<p><b>LIGHT TRUCK APPLICATION LISTINGS</b>                  Vehicles thru 1 ton rating (up to 10,000 G.V.W.R.) . . . . . 195</p>	<p><b>LIGHT TRUCK</b></p>
<p><b>MUFFLER SPECIFICATIONS</b>                  Specifications by Part No. . . . . 306                  Specifications by Inlet Size. . . . . 324</p>	<p><b>MUFFLER SPECS.</b></p>
<p><b>OPTIONAL MUFFLERS</b>                  Optional Muffler Interchange . . . . . 342                  Cross Reference for Super Turbo . . . . . 347                  Cross Reference for Ultra Flo SS . . . . . 349                  Universal SoundFX Schematics . . . . . 350                  General Service Muffler, Spark Arrestors . . . . . 360</p>	<p><b>OPTIONAL MUFFLERS</b></p>
<p><b>ACCESSORIES</b>                  Includes clamps, hangers, elbows, bushings, straight &amp; flexible tubing, connectors,                  flanges, header adapters and other Heavy-Duty truck applications . . . . . 363                  Flange Identification Chart . . . . . 394                  Gasket Identification Chart . . . . . 396</p>	<p><b>ACCESSORIES</b></p>
<p><b>FOOTNOTES</b>                  French Footnotes . . . . . 424                  Spanish Footnotes. . . . . 428</p>	<p><b>FOOTNOTES</b></p>

# CATALOG FEATURES

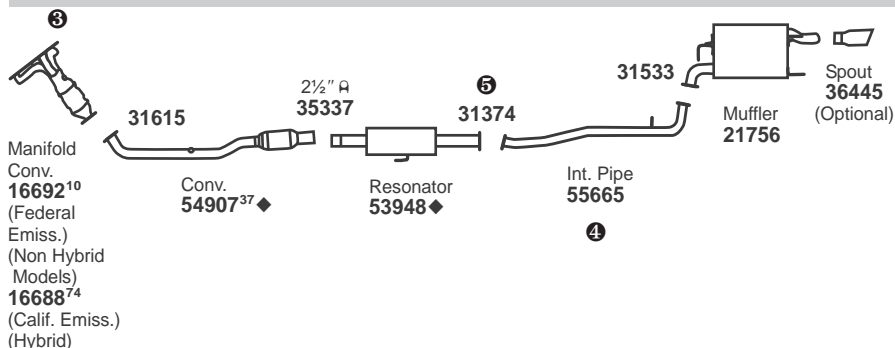
## EASY READING APPLICATION LISTING FORMAT:

Domestic and Import passenger car and truck applications are listed alphabetically by gross vehicle weight and make in this catalog. Within makes, the individual models are listed

alphabetically. Models are listed from the latest to earliest years. Within model years, applications are listed by engine size - from small to large.

## ② TOYOTA Camry

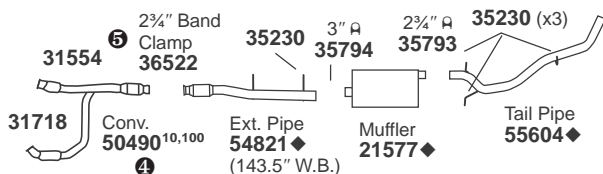
① (450) 2015-12 4 CYL. CAMRY w/2.5L ENG.



⑦ For 54907: Univ. Conv. 93253#

## ② CHEVROLET/GMC Pickup Silverado/Sierra ½ Ton - 2 & 4 W.D.

③ 2013-09 8 CYL. SILVERADO/SIERRA 1500 w/5.3L  
① (646) ENG.



⑧ DYNOMAX SYSTEM AVAILABLE, See DynoMax Catalog

⑥

31554 Gskt.	31718 Gskt.	35230 Insl.																	

NOT LEGAL FOR SALE IN STATE OF CALIFORNIA  
IN NEW YORK STATE, CONVERTERS LISTED ARE LEGAL FOR FEDERAL/EPA EMISSION VEHICLES ONLY

◆ If welded assembly, replace all required parts.  
⑩ Fits Federal/EPA Emission Vehicles.

⑩ Ultra Converter.

- ① For easy references, every listing is numbered.
- ② Vehicle makes and models are clearly identified at the top of each application page.
- ③ Specific model year, engine size and model information are listed in headers.
- ④ Muffler, pipe or direct-fit converter numbers appear directly below their respective illustrations. Parts that replace original equipment welded assemblies are identified with a special footnote ◆ or ◊.
- ⑤ Accessory part numbers appear above the muffler and pipe illustrations. For convenience, clamp sizes are also shown.
- ⑥ Accessory illustrations are shown at the bottom of each page for easy reference.
- ⑦ Where applicable **SoundFX, Univ. SoundFX, Super Turbo, Ultra-Flo, Glasspack and Heavy Duty** muffler or **Univ. Converter** part number will appear at the bottom of the listing.
- ⑧ Where DynoMax 'Bolt-On' Systems are available, refer to the DynoMax Catalog.

**SUPERSEDEANCE** - Part numbers which are being superseded are cataloged with the old part number above and the replacing part number "or" listed below.

**UNAVAILABLE PARTS** - In some applications with low vehicle registrations or older model coverage, some parts may not be available. Those parts are identified "N.A." - not available.

**OTHER INFORMATION** - The back of the catalog contains important information regarding new accessories and muffler specifications.



**INTERCALAIRE**

**PAGES**

<p><b>RENSEIGNEMENTS GÉNÉRAUX</b>                  Comment utiliser ce catalogue . . . . . 4                  Index du modèle de véhicule . . . . . 7                  Tableaux des abréviations et cylindrées . . . . . 10                  Index d'identification des camions . . . . . 15                  Guide d'installation de convertisseur; conformité aux normes EPA et CARB. . . . . 20                  Notes pour l'installation . . . . . 25</p>	<p><b>RENSEIGNEMENTS GÉNÉRAUX</b></p>
<p><b>LISTE DE VOITURES DE TOURISME NORD-AMÉRICAINES ET IMPORTÉES</b>                  Classés par ordre alphabétique de Acura à Volvo. . . . . 27</p>	<p><b>VOITURE DE TOURISME</b></p>
<p><b>LISTE D'APPLICATIONS POUR VÉHICULES LÉGERS</b>                  Pour véhicules d'un poids nominal jusqu'à 1 tonne (jusqu'à un PBV de 10 000 lb) . . . . . 195</p>	<p><b>CAMION LÉGER</b></p>
<p><b>CARACTÉRISTIQUES DES SILENCIEUX</b>                  Silencieux Quiet-Flow3 par n° de pièce . . . . . 306                  Silencieux Quiet-Flow3 par dimension de l'entrée. . . . . 324</p>	<p><b>CARACTÉRISTIQUES DES SILENCIEUX</b></p>
<p><b>SILENCIEUX EN OPTION</b>                  Échange de silencieux en option. . . . . 342                  Référence pour Super Turbo . . . . . 347                  Référence pour Ultra Flo SS . . . . . 349</p> <p style="margin-left: 350px;">Schéma Universel SoundFX . . . . . 350                  Silencieux pour service général, pare-étincelles . . . . . 360</p>	<p><b>SILENCIEUX OPTIONNELS</b></p>
<p><b>ACCESSOIRES</b>                  Incluant brides, supports, coudes, embouts, tuyaux droits et flexibles, raccords, flasques adaptateurs de collecteur et autres applications pour camions lourds . . . . . 363                  Tableau d'identification des flasques . . . . . 394                  Tableau d'identification des joints d'étanchéité . . . . . 396</p>	<p><b>ACCESSOIRES</b></p>
<p><b>POUR LES NOTES</b>                  Pour les notes en Français . . . . . 424                  Para las notas en Español. . . . . 428</p>	<p><b>POUR LES NOTES</b></p>

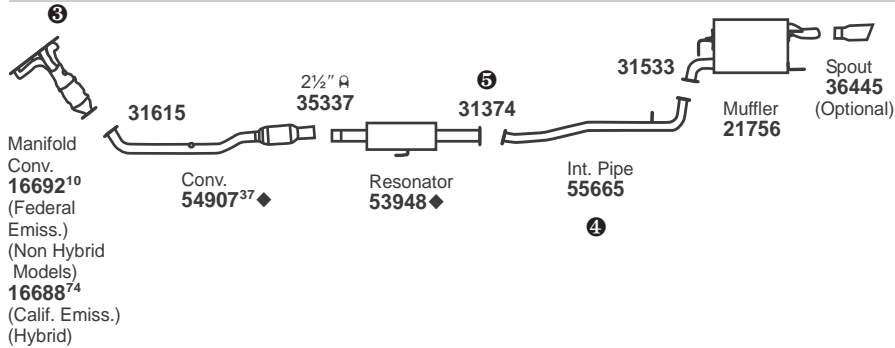
# CARACTÉRISTIQUES DU CATALOGUE

**FORMAT DE CLASSEMENT DES APPLICATIONS FACILE À LIRE:**  
Les applications pour voitures de tourisme et camions nordaméricains et importés sont classées par ordre alphabétique par poids brut du véhicule et par marque dans ce catalogue. Parmi ces marques, les modèles individuels sont classés

alphabétiquement. Les modèles sont classés à partir des modèles les plus anciens aux plus récents. Selon les années, les modèles sont listés selon la cylindrée du moteur – du plus petit au plus gros.

## ② TOYOTA Camry

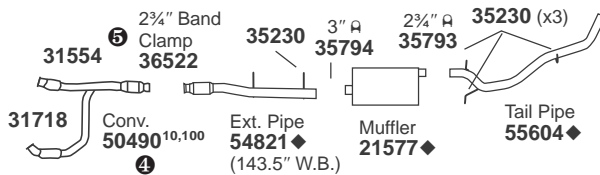
① (450) 2015-12 4 CYL. CAMRY w/2.5L ENG.



⑦ For 54907: Univ. Conv. 93253#

## ② CHEVROLET/GMC Pickup Silverado/Sierra 1/2 Ton - 2 & 4 W.D.

③ 2013-09 8 CYL. SILVERADO/SIERRA 1500 w/5.3L ENG.  
① (646)



⑧ DYNOMAX SYSTEM AVAILABLE, See DynoMax Catalog

⑥ 31554 Gskt.	31718 Gskt.	35230 Insl.											
---------------	-------------	-------------	--	--	--	--	--	--	--	--	--	--	--

NOT LEGAL FOR SALE IN STATE OF CALIFORNIA  
IN NEW YORK STATE, CONVERTERS LISTED ARE LEGAL FOR FEDERAL/EPA EMISSION VEHICLES ONLY

◆ If welded assembly, replace all required parts.  
10 Fits Federal/EPA Emission Vehicles.

100 Ultra Converter.

- ① Pour faciliter la consultation, toutes les listes sont numéroté
- ② Les marques et modèles de véhicules sont clairement identifiés en haut de chaque page concernant ce modèle.
- ③ Les renseignements sur l'année spécifique du modèle, la cylindrée et le modèle apparaissent dans les en-têtes.
- ④ Les numéros de pièces des silencieux, tuyaux ou convertisseurs à montage direct apparaissent directement sous leurs illustrations respectives. Les pièces qui remplacent les ensembles soudés d'équipement d'origine sont identifiées par une note spéciale en bas de page ◆ ou ◇.
- ⑤ Les numéros de pièces des accessoires apparaissent au-dessus des illustrations de silencieux et de tuyau. Pour des raisons pratiques, le format des brides sont aussi indiqués.
- ⑥ Les illustrations d'accessoires apparaissent au bas de chaque page pour faciliter la consultation..
- ⑦ S'il y a lieu, les numéros de pièces des **Conv. Univ.**, les silencieux **SoundFX**, **Univ. SoundFX**, **Super Turbo**, **Ultra-Flo**, **Glasspack** et poids lourds apparaissent au bas de la liste.
- ⑧ Si les systèmes DynoMax « à boulonner » sont disponibles, consulter la Catalogue DynoMax

**REPLACEMENT** - Les numéros de pièces périmées sont répertoriés avec l'ancien numéro de pièce sur le dessus et le numéro de pièce de remplacement "ou" indiqué en-dessous.

**PIÈCES NON DISPONIBLES** - Sur certains modèles dont le nombre de véhicules immatriculés est faible ou sur les modèles plus anciens, certaines pièces peuvent ne pas être disponibles. Ces pièces sont identifiées par « N.D. » - non disponible.

**AUTRES RENSEIGNEMENTS** - Vous trouverez au dos du catalogue, des renseignements importants sur les caractéristiques des nouveaux accessoires et silencieux.



**INDICE DE PESTANAS**

**PÁGINAS**

<p><b>INFORMACIÓN GENERAL</b></p> <p>Uso de este catálogo . . . . . 6</p> <p>Índice del modelo de vehículo . . . . . 7</p> <p>Abreviaturas y diagramas de tamaños de motores . . . . . 11</p> <p>Índice de identificación de camiones . . . . . 17</p> <p>Guía de instalación de convertidores; conformidad con EPA y CARB . . . . . 22</p> <p>Notas para la instalación . . . . . 26</p>	<p><b>INFORMACIÓN GENERAL</b></p>
<p><b>LISTAS DE TURISMOS NACIONALES Y DE IMPORTACIÓN</b></p> <p>Por orden alfabético, de Acura a Volvo . . . . . 27</p>	<p><b>TURISMOS</b></p>
<p><b>LISTAS DE APLICACIONES LIGERAS</b></p> <p>Vehículos de 1 a 10 toneladas de peso nominal bruto . . . . . 195</p>	<p><b>CAMIONETAS</b></p>
<p><b>CARACTERÍSTICAS DE LOS SILENCIADORES</b></p> <p>Silenciadores por n° de pieza . . . . . 306</p> <p>Silenciadores por tamaño entrada . . . . . 324</p>	<p><b>CARACTERÍSTICAS SILENCIADORES</b></p>
<p><b>SILENCIADORES OPCIONALES</b></p> <p>Intercambio de silenciadores opcionales . . . . . 342</p> <p>Referencia cruzada para los silenciadores</p> <p>    Super Turbo . . . . . 347</p> <p>Referencia cruzada para los silenciadores</p> <p>    Ultra Flo SS . . . . . 349</p> <p>Esquemas de los silenciadores universales</p> <p>    SoundFX . . . . . 350</p> <p>Silenciador de servicio general, supresores de chispas . . . 360</p>	<p><b>SILENCIADORES OPCIONALES</b></p>
<p><b>ACCESORIOS</b></p> <p>Comprende abrazaderas, soportes colgantes, codos, tubos rígidos y flexibles, conectores, bridas, adaptadores de colectores y otras aplicaciones muy resistentes para camiones . . . . . 363</p> <p>Diagrama de identificación de bridas . . . . . 394</p> <p>Diagrama de identificación de juntas . . . . . 396</p>	<p><b>ACCESORIOS</b></p>
<p><b>PARA LES NOTES</b></p> <p>Pour les notes en Francais . . . . . 424</p> <p>Para las notas en Español . . . . . 428</p>	<p><b>PARA LAS NOTAS</b></p>

# CARACTERÍSTICAS DEL CATÁLOGO

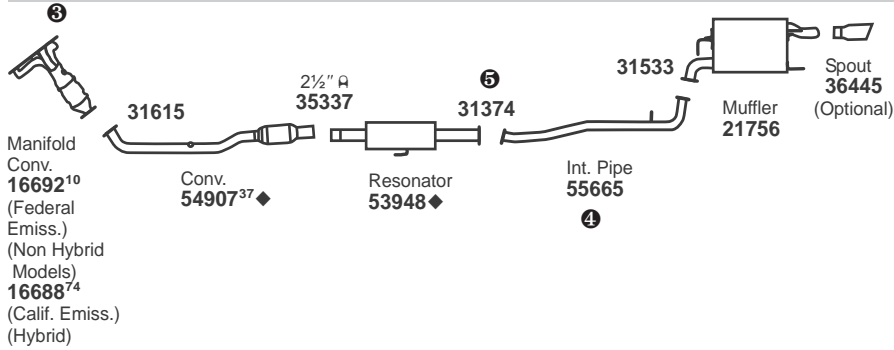
## FORMATO DE CLASIFICACIÓN DE LAS APLICACIONES FÁCIL DE LEER:

Las aplicaciones para turismos y camiones norteamericanos e importados se clasifican en este catálogo por orden alfabético por peso bruto del vehículo y por marca.

En las marcas, los modelos se clasifican alfabéticamente. Los modelos se clasifican desde los más antiguos a los más modernos. En los años, los modelos se enumeran según la cilindrada del motor, de la más pequeña a la más grande.

## ② TOYOTA Camry

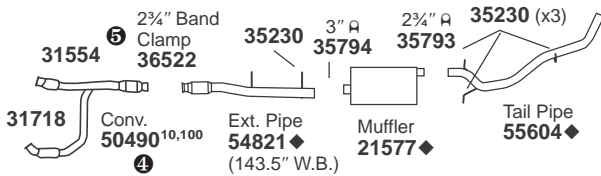
① (450) 2015-12 4 CYL. CAMRY w/2.5L ENG.



⑦ For 54907: Univ. Conv. 93253#

## ② CHEVROLET/GMC Pickup Silverado/Sierra ½ Ton - 2 & 4 W.D.

③ 2013-09 8 CYL. SILVERADO/SIERRA 1500 w/5.3L ENG. ① (646)



③ DYNOMAX SYSTEM AVAILABLE, See DynoMax Catalog

⑥	31554 Gskt.	31718 Gskt.	35230 Insl.																
---	-------------	-------------	-------------	--	--	--	--	--	--	--	--	--	--	--	--	--	--	--	--

NOT LEGAL FOR SALE IN STATE OF CALIFORNIA  
IN NEW YORK STATE, CONVERTERS LISTED ARE LEGAL FOR FEDERAL/EPA EMISSION VEHICLES ONLY

◆ If welded assembly, replace all required parts.  
⑩ Fits Federal/EPA Emission Vehicles.

100 Ultra Converter.

- ① Todas las listas están numeradas para facilitar la consulta.
- ② Las marcas y modelos de los vehículos se indican claramente en la parte superior de cada página para cada modelo.
- ③ Los datos relativos al año del modelo, cilindrada y modelo aparecen en los encabezados.
- ④ Los números de pieza de los silenciadores, tubos o convertidores de ajuste directo aparecen directamente debajo de sus ilustraciones respectivas. Las piezas que sustituyen los conjuntos soldados originales se indican con una nota especial al pie de la página ◆ o ◇.
- ⑤ Los números de pieza de los accesorios aparecen sobre las ilustraciones de los silenciadores y tubos. También se indica el tamaño de las abrazaderas por razones prácticas.
- ⑥ Las ilustraciones de los accesorios aparecen en la parte inferior de cada página para facilitar la consulta.
- ⑦ Cuando procede, los números de pieza de los **Conv. Univ.**, de los silenciadores **SoundFX**, **Univ. SoundFX**, **Super Turbo**, **Ultra-Flo**, **Glasspack** y **Heavy Duty** aparecen en la parte inferior de la lista.
- ⑧ Si los sistemas "a empernar" están disponibles, consulte la Catalogo DynoMax.

**SUSTITUCIÓN** - Los números de pieza sustituidos se catalogan con el antiguo número de pieza en la parte superior y el número de pieza de recambio "o" indicado abajo.

**PIEZAS NO DISPONIBLES** - Puede que no dispongamos de algunas piezas de ciertos modelos con pocos vehículos matriculados o de modelos más antiguos. Estas piezas se indican con la mención "N.D." (no disponible).

**OTRA INFORMACIÓN** - En la parte trasera del catálogo encontrará datos importantes sobre las características de los nuevos accesorios y silenciadores.



# VEHICLE MODEL INDEX

## ACURA

CL . . . . .	27
EL . . . . .	27
ILX . . . . .	27
Integra . . . . .	28
MDX . . . . .	195
RL . . . . .	32
RSX . . . . .	28
TL . . . . .	29
TSX . . . . .	30

## AUDI

A3 . . . . .	30
A4 . . . . .	31
A5 . . . . .	33
A6 . . . . .	34
Q5 . . . . .	195
TT . . . . .	35

## BMW

325 . . . . .	35
328 . . . . .	36
330 . . . . .	36
525 . . . . .	37
X5 . . . . .	195

## BUICK

Allure . . . . .	37
Century . . . . .	38
Enclave . . . . .	196
LaCrosse . . . . .	38
LeSabre . . . . .	38
Lucerne . . . . .	39
Park Avenue . . . . .	39
Rainier . . . . .	196
Regal . . . . .	39
Rendezvous . . . . .	196
Terraza . . . . .	196

## CADILLAC

CTS . . . . .	40
DeVille . . . . .	42
DTS . . . . .	42
Escalade . . . . .	197
Seville . . . . .	42
SRX . . . . .	198
STS . . . . .	43

## CHEVROLET/GMC

Acadia . . . . .	199
Astro/Safari Van . . . . .	199
Avalanche . . . . .	199
Aveo . . . . .	44
Aveo5 . . . . .	44
Blazer S-10/Jimmy S15 . . . . .	200
Camaro . . . . .	45
Cavalier . . . . .	46
Classic . . . . .	47
Cobalt . . . . .	47
Colorado/Canyon . . . . .	201
Corvette . . . . .	47
Cruze . . . . .	48
Equinox . . . . .	201
HHR . . . . .	48
Impala . . . . .	49
Lumina . . . . .	50
Mailbu . . . . .	51
Metro . . . . .	55
Monte Carlo . . . . .	55
Optra (Canada) . . . . .	56
Pickup Silverado/Sierra ½ Ton - 2 & 4 W.D. . . . .	202
Pickup Silverado/Sierra ¾ Ton - 2 & 4 W.D. . . . .	205
Pickup Silverado/Sierra 1Ton - 2 & 4 W.D. . . . .	209
Pickup 1 Ton - 2 & 4 W.D. . . . .	212
Prizm . . . . .	57
S10/S15 Sonoma Pickup - 2 & 4 W.D. . . . .	212

Sonic . . . . .	57
Suburban ½ Ton - 2 & 4 W.D. . . . .	213
Tahoe . . . . .	213
Terrain . . . . .	214
Tracker . . . . .	214
Trailblazer/Envoy . . . . .	215
Traverse . . . . .	216
Uplander . . . . .	216
Van - Express/Savana 1500 ½ Ton . . . . .	216
Van - Express/Savana 2500 ¾ Ton . . . . .	217
Van - Express/Savana 3500 1 Ton . . . . .	218
Venture . . . . .	220
Yukon . . . . .	220
Yukon Denali . . . . .	221
Yukon XL . . . . .	221

## CHRYSLER

200 . . . . .	57
300 . . . . .	58
300M . . . . .	59
Aspen . . . . .	222
Concorde . . . . .	60
LHS . . . . .	62
Pacifica . . . . .	222
PT Cruiser . . . . .	63
Sebring . . . . .	63
Town & Country . . . . .	222
Voyager . . . . .	223

## DAEWOO

Lanos . . . . .	65
Leganza . . . . .	65
Nubira . . . . .	66

## DODGE/PLYMOUTH

Avenger . . . . .	66
Caliber . . . . .	67
Caravan/Voyager/Ram Van . . . . .	224
Charger . . . . .	67
Dakota Pickup . . . . .	224
Durango . . . . .	225
Grand Caravan/Grand Voyager . . . . .	226
Intrepid . . . . .	69
Journey . . . . .	227
Magnum . . . . .	70
Neon . . . . .	71/143
Nitro . . . . .	227
Pickup ½ Ton - 2 & 4 W.D. . . . .	228
Pickup ¾ Ton - 2 & 4 W.D. . . . .	230
Pickup 1 Ton - 2 & 4 W.D. . . . .	232
Stratus . . . . .	71
Van - Series B/Series A/Series PB . . . . .	234

## FORD

Crown Victoria . . . . .	72
Edge . . . . .	234
Escape . . . . .	235
Escort . . . . .	74
Excursion . . . . .	236
Expedition . . . . .	236
Explorer . . . . .	237
Explorer Sport Trac . . . . .	238
Fiesta . . . . .	75
Five Hundred . . . . .	75
Flex . . . . .	239
Focus . . . . .	75
Freestar . . . . .	239
Freestyle . . . . .	78
Fusion . . . . .	79
Mustang . . . . .	81
Pickup ½ Ton - 2 & 4 W.D. . . . .	239
Pickup ¾ Ton - 2 & 4 W.D. . . . .	245
Pickup 1 Ton - 2 & 4 W.D. . . . .	248
Pickup - F-450 Super Duty . . . . .	250
Pickup - F-550 Super Duty . . . . .	252
Police Interceptor Sedan . . . . .	82

Police Interceptor Utility . . . . .	254
Ranger Pickup - 2 & 4 W.D. . . . .	254
Taurus . . . . .	83
Taurus X . . . . .	85
Thunderbird . . . . .	86
Transit Connect . . . . .	255
Van - E100, E150 Series ½ Ton . . . . .	255
Van - E200, E250 Series ¾ Ton . . . . .	256
Van - E300, E350 Series 1 Ton . . . . .	259
Van - E350 Series Super Duty . . . . .	258
Van - E450 Series Super Duty . . . . .	260
Windstar . . . . .	261

## HONDA

Accord . . . . .	86
Accord Crosstour . . . . .	90
Civic . . . . .	90
CR-V . . . . .	261
Element . . . . .	261
Fit . . . . .	93
Odyssey . . . . .	262
Passport . . . . .	262
Pilot . . . . .	263
Prelude . . . . .	93
Ridgeline . . . . .	263
S2000 . . . . .	94

## HUMMER

H2 . . . . .	263
H3 . . . . .	264

## HYUNDAI

Accent . . . . .	94
Azera . . . . .	95
Elantra . . . . .	95
Entourage . . . . .	264
Santa Fe . . . . .	264
Sonata . . . . .	96
Tiburon . . . . .	98
Tucson . . . . .	265
Veloster . . . . .	100
XG350 . . . . .	100

## INFINITI

FX35 . . . . .	266
G20 . . . . .	100
G35 . . . . .	100
G37 . . . . .	101
i30 . . . . .	102
i35 . . . . .	102
QX4 . . . . .	266
QX56 . . . . .	266

## ISUZU

Ascender . . . . .	266
Axiom . . . . .	267
Rodeo . . . . .	267
Rodeo Sport . . . . .	267
Trooper . . . . .	268

## JAGUAR

X-Type . . . . .	102
------------------	-----

## JEEP

Cherokee . . . . .	268
Commander . . . . .	268
Compass . . . . .	269
Grand Cherokee . . . . .	269
Liberty . . . . .	270
Patriot . . . . .	271
Wrangler . . . . .	272

## KIA

Forte . . . . .	103
Magentis . . . . .	103
Optima . . . . .	103
Rio . . . . .	105
Rio5 . . . . .	106
Rondo . . . . .	107
Sedona . . . . .	272
Sephia . . . . .	108
Sorento . . . . .	273
Soul . . . . .	108

GENERAL  
INFORMATION

PASSENGER  
CAR

LIGHT  
TRUCK

MUFFLER  
SPECS.

OPTIONAL  
MUFFLERS

ACCESSORIES

FOOTNOTES

# VEHICLE MODEL INDEX Cont.

Spectra . . . . .	109	<b>MITSUBISHI</b>		<b>SUBARU</b>	
Spectra5 . . . . .	109	Diamante . . . . .	130	Baja . . . . .	294
Sportage . . . . .	273	Eclipse . . . . .	131	Forester . . . . .	161
<b>LAND ROVER</b>		Endeavor . . . . .	283	Impreza . . . . .	163
Discovery . . . . .	274	Galant . . . . .	132	Legacy . . . . .	166
Freelander . . . . .	274	Lancer . . . . .	134	Outback . . . . .	168
<b>LEXUS</b>		Mirage . . . . .	134	Tribeca . . . . .	294
ES300 . . . . .	109	Montero . . . . .	283	XV Crosstrek . . . . .	171
ES300h . . . . .	110	Montero Sport . . . . .	283	<b>SUZUKI</b>	
ES330 . . . . .	110	Outlander . . . . .	284	Aerio . . . . .	171
ES350 . . . . .	111	Raider . . . . .	284	Equator . . . . .	295
GS300 . . . . .	111	<b>NISSAN</b>		Esteem . . . . .	171
GS430 . . . . .	111	350Z . . . . .	135	Forenza . . . . .	171
GX460 . . . . .	274	Altima . . . . .	135	Grand Vitara . . . . .	295
GX470 . . . . .	274	Armada . . . . .	284	Reno . . . . .	172
IS250 . . . . .	112	Frontier . . . . .	285	SX4 . . . . .	172
IS300 . . . . .	112	Maxima . . . . .	138	Vitara . . . . .	296
IS350 . . . . .	112	Murano . . . . .	286	XL-7 . . . . .	296
LS430 . . . . .	112	Pathfinder . . . . .	286	<b>TOYOTA</b>	
LX470 . . . . .	275	Quest . . . . .	287	4Runner . . . . .	297
NX300h . . . . .	275	Rogue . . . . .	287	Avalon . . . . .	172
RX300 . . . . .	275	Sentra . . . . .	139	Camry . . . . .	173
RX330 . . . . .	275	Titan . . . . .	288	Celica . . . . .	176
RX350 . . . . .	275	Versa . . . . .	141	Corolla . . . . .	177
RX400H . . . . .	276	Xterra . . . . .	288	Echo . . . . .	178
SC430 . . . . .	113	<b>OLDSMOBILE</b>		FJ Cruiser . . . . .	298
<b>LINCOLN</b>		Alero . . . . .	142	Highlander . . . . .	298
Aviator . . . . .	276	Aurora . . . . .	142	Land Cruiser . . . . .	299
Blackwood . . . . .	276	Bravada . . . . .	289	Matrix . . . . .	178
Continental . . . . .	113	Intrigue . . . . .	143	Prius . . . . .	180
LS . . . . .	113	Silhouette . . . . .	289	Prius V . . . . .	181
Mark LT . . . . .	276	<b>PONTIAC</b>		Rav4 . . . . .	299
MKS . . . . .	115	Aztek . . . . .	289	Sequoia . . . . .	300
MKT . . . . .	277	Bonneville . . . . .	144	Sienna . . . . .	300
MKX . . . . .	277	Firebird . . . . .	144	Solara . . . . .	181
MKZ . . . . .	115	G3 . . . . .	145	Tacoma Pickup . . . . .	301
Navigator . . . . .	277	G5 . . . . .	145	Tundra Pickup . . . . .	302
Town Car . . . . .	116	G6 . . . . .	146	Venza . . . . .	304
Zephyr . . . . .	117	Grand Am . . . . .	149	Yaris . . . . .	182
<b>MAZDA</b>		Grand Prix . . . . .	150	<b>VOLKSWAGEN</b>	
3 . . . . .	117	Montana SV6 . . . . .	290	Beetle . . . . .	183
5 . . . . .	278	Montana/Trans Sport . . . . .	290	Cabrio . . . . .	184
6 . . . . .	119	Pursuit . . . . .	151	CC . . . . .	184
626 . . . . .	120	Sunfire . . . . .	152	EOS . . . . .	185
CX-7 . . . . .	278	Torrent . . . . .	290	Eurovan . . . . .	304
Miata . . . . .	120	Vibe . . . . .	153	Golf . . . . .	185
Multi-Purpose Van (MPV) . . . . .	278	<b>RAM</b>		Golf City . . . . .	186
Pickup . . . . .	279	1500 . . . . .	291	GTI . . . . .	186
Protege . . . . .	121	2500 . . . . .	291	Jetta . . . . .	187
Protege5 . . . . .	121	3500 . . . . .	292	Passat . . . . .	190
RX Series . . . . .	122	C/V . . . . .	292	Rabbit . . . . .	191
Tribute . . . . .	280	Promaster . . . . .	292	Routan . . . . .	304
<b>MERCEDES BENZ</b>		<b>SAAB</b>		Tiguan . . . . .	304
300 Series . . . . .	280	9-2X . . . . .	154	<b>VOLVO</b>	
320 Series . . . . .	122	9-3 . . . . .	155	40 Series . . . . .	191
350 Series . . . . .	122	9-5 . . . . .	156	50 Series . . . . .	192
400 Series . . . . .	281	9-7X . . . . .	292	60 Series . . . . .	192
430 Series . . . . .	123	<b>SATURN</b>		70 Series . . . . .	193
500 Series . . . . .	123/281	Aura . . . . .	156	80 Series . . . . .	194
<b>MERCURY</b>		Ion . . . . .	158	XC90 . . . . .	305
Cougar . . . . .	124	L Series . . . . .	158		
Mariner . . . . .	281	Outlook . . . . .	293		
Marquis . . . . .	125	Relay . . . . .	293		
Milan . . . . .	126	S Series . . . . .	159		
Montego . . . . .	127	Vue . . . . .	293		
Monterey . . . . .	282	<b>SCION</b>			
Mountaineer . . . . .	282	TC . . . . .	160		
Sable . . . . .	128	XA . . . . .	161		
Villager Van . . . . .	283	XB . . . . .	294		
<b>MINI</b>		XD . . . . .	161		
Cooper . . . . .	130				

# ABBREVIATIONS

AUTO ..... Automatic  
 A.W.D. .... All Wheel Drive  
 BRKT..... Bracket  
 CALIF..... California  
 CARB..... Carburetor  
 cc..... Cubic Centimeters  
 C.C. .... Commercial Chassis  
 C.I.D. .... Cubic Inch Displacement  
 CLMP..... Clamp  
 CNG ..... Compressed Natural Gas  
 CONV..... Converter  
 CYL..... Cylinder  
 DIA. .... Diameter  
 DOHC..... Dual Overhead Camshaft  
 DR..... Door  
 ENG..... Engine  
 EXC..... Except  
 FED..... Federal  
 FLNG..... Flange  
 F.W.D..... Front Wheel Drive

GMC.....General Motors Corporation  
 GSKT..... Gasket  
 G.V.W.R. .... Gross Vehicle Weight Rating  
 H.D. .... Heavy Duty  
 HNGR..... Hanger  
 H5D ..... GM Heavy Duty Emissions  
 I.D. .... Inside Diameter  
 INSL..... Insulator  
 L.H. .... Left Hand  
 MAN. TRAN. .... Manual Transmission  
 N.A. .... Not Available  
 NO..... Number  
 N.R. .... Not Required  
 O.D. .... Outside Diameter  
 O.E. .... Original Equipment  
 OHV ..... Overhead Valve  
 PKG.....Package  
 REG..... Regular  
 R.H. .... Right Hand  
 R.W.D. .... Rear Wheel Drive

SOHC..... Single Overhead Camshaft  
 SPEC..... Special  
 SPI..... Single Point Injection  
 STA. WAG. .... Station Wagon  
 STD..... Standard  
 STRP..... Strap  
 TRANS..... Transmission  
 TURBO..... Turbocharger  
 w/..... With  
 w/o..... Without  
 WAG..... Wagon  
 W.B. .... Wheel Base

GENERAL INFORMATION

PASSENGER CAR

LIGHT TRUCK

MUFFLER SPECS.

OPTIONAL MUFFLERS

ACCESSORIES

FOOTNOTES

## ENGINE SIZE CONVERSION CHART

C.I.D.	C.C.	LITER
61	1000	1.0
92	1500	1.5
98	1606	1.6
105	1721	1.7
112	1836	1.8
121	1983	2.0
122	2000	2.0
134	2196	2.2
135	2213	2.2
140	2295	2.3
151	2475	2.5
156	2557	2.6
159	2606	2.6
170	2786	2.8
171	2803	2.8
173	2835	2.8
181	2967	3.0
196	3212	3.2
200	3278	3.3
212	3475	3.5
225	3688	3.7
229	3753	3.8
231	3786	3.8
232	3802	3.8
238	3901	3.9
250	4097	4.1
252	4130	4.1

C.I.D.	C.C.	LITER
255	4179	4.2
258	4229	4.2
260	4261	4.3
265	4343	4.3
267	4376	4.4
292	4786	4.8
300	4917	4.9
301	4933	4.9
302	4949	5.0
304	4983	5.0
305	4999	5.0
307	5032	5.0
318	5212	5.2
350	5736	5.7
351	5753	5.8
359	5884	5.9
360	5900	5.9
368	6032	6.0
378	6195	6.2
379	6212	6.2
400	6556	6.6
403	6605	6.6
420	6884	6.9
425	6966	7.0
426	6982	7.0
454	7447	7.4
460	7539	7.5

C.I.D.	C.C.	LITER
466	7638	7.6
475	7785	7.8
495	8113	8.1
500	8195	8.2
504	8261	8.3
525	8605	8.6
551	9031	9.0
552	9047	9.0
555	9096	9.1
568	9310	9.3
611	10014	10.0
636	10424	10.4
638	10457	10.5
672	11014	11.0
673	11030	11.0
707	11588	11.6
736	12036	12.0
743	12178	12.2
852	13964	13.9
855	14013	14.0
864	14161	14.2
866	14194	14.2
893	14636	14.6
903	14800	14.8
927	15193	15.2
1099	18013	18.0
1150	18848	18.8

For Engines not listed above, use following Conversion Table:

TO CONVERT:	INTO:	MULTIPLY BY:
C.I.D.	cc	16.39
C.I.D.	LITER	.01639
cc	C.I.D.	.06101
LITER	C.I.D.	61.01



# ABRÉVIATIONS

AUTO .....	Automatique	GMC .....	General Motors Corporation	SOHC .....	Arbre à cames en tête
A.W.D. ....	Transmission intégrale	GSKT. ....	Joint	SPEC : .....	Spécial
BRKT. ....	Support	G.V.W.R. ....	Poids nominal brut du véhicule	SPI .....	Injection monopoint
CALIF. ....	Californie	H.D. ....	Véhicules lourds	STA. WAG. ....	Familiale
CARB. ....	Carburateur	HNGR. ....	Crochet	STD .....	Standard
cc .....	Centimètres cubes	H5D .....	Pollution véhicules lourds	STRP .....	Sangle
C.C. ....	Châssis standard	I.D. ....	Diamètre interne	TRANS .....	Boîte de vitesse
C.I.D. ....	Cylindrée en pouces cubes	INSL. ....	Isolant	TURBO .....	Turbocompresseur
CLMP. ....	Bride	L.H. ....	Gauche	W/ .....	Avec
CNG .....	Gaz naturel comprimé	MAN. TRAN. ....	Boîte manuelle	W/O .....	Sans
CONV. ....	Catalyseur	N.A. ....	Non disponible	WAG. ....	Familiale
CYL. ....	Cylindre	NO. ....	Nombre	W.B. ....	Empattement
DIA. ....	Diamètre	N.R. ....	Non requis		
DOHC .....	Double arbre à cames en tête	O.D. ....	Diamètre externe		
DR. ....	Porte	O.E. ....	D'usine		
ENG. ....	Moteur	OHV .....	Soupapes en tête		
EXC. ....	Sauf	PKG .....	Paquet		
FED. ....	Fédéral	REG .....	Normal		
FLNG. ....	Flasque	R.H. ....	Droit		
F.W.D. ....	Traction avant	R.W.D. ....	Traction arrière		

## TABLEAU DE CONVERSION DES CYLINDRÉES

C.I.D.	C.C.	LITRES
61	1000	1.0
92	1500	1.5
98	1606	1.6
105	1721	1.7
112	1836	1.8
121	1983	2.0
122	2000	2.0
134	2196	2.2
135	2213	2.2
140	2295	2.3
151	2475	2.5
156	2557	2.6
159	2606	2.6
170	2786	2.8
171	2803	2.8
173	2835	2.8
181	2967	3.0
196	3212	3.2
200	3278	3.3
212	3475	3.5
225	3688	3.7
229	3753	3.8
231	3786	3.8
232	3802	3.8
238	3901	3.9
250	4097	4.1
252	4130	4.1

C.I.D.	C.C.	LITRES
255	4179	4.2
258	4229	4.2
260	4261	4.3
265	4343	4.3
267	4376	4.4
292	4786	4.8
300	4917	4.9
301	4933	4.9
302	4949	5.0
304	4983	5.0
305	4999	5.0
307	5032	5.0
318	5212	5.2
350	5736	5.7
351	5753	5.8
359	5884	5.9
360	5900	5.9
368	6032	6.0
378	6195	6.2
379	6212	6.2
400	6556	6.6
403	6605	6.6
420	6884	6.9
425	6966	7.0
426	6982	7.0
454	7447	7.4
460	7539	7.5

C.I.D.	C.C.	LITRES
466	7638	7.6
475	7785	7.8
495	8113	8.1
500	8195	8.2
504	8261	8.3
525	8605	8.6
551	9031	9.0
552	9047	9.0
555	9096	9.1
568	9310	9.3
611	10014	10.0
636	10424	10.4
638	10457	10.5
672	11014	11.0
673	11030	11.0
707	11588	11.6
736	12036	12.0
743	12178	12.2
852	13964	13.9
855	14013	14.0
864	14161	14.2
866	14194	14.2
893	14636	14.6
903	14800	14.8
927	15193	15.2
1099	18013	18.0
1150	18848	18.8

Pour les moteurs non répertoriés ci-dessus, servez-vous du tableau de conversion cidessous:

POUR CONVERTIR:	EN:	MULTIPLIER PAR :
C.I.D.	cc	16.39
C.I.D.	LITER	.01639
cc	C.I.D.	.06101
LITER	C.I.D.	61.01

# ABREVIATURAS

AUTO ..... Automático  
 A.W.D. .... Tracción integral  
 BRKT ..... Soporte  
 CALIF..... California  
 CARB.....Carburador  
 cc ..... Centímetros cúbicos  
 C.C. .... Chasis comercial  
 C.I.D. . . . Desplazamiento en pulgadas cúbicas  
 CLMP..... Abrazadera  
 CNG ..... Gas natural comprimido  
 CONV..... Convertidor  
 CYL..... Cilindro  
 DIA. .... Diámetro  
 DOHC ..... Doble árbol de levas en la cabeza  
 DR..... Puerta  
 ENG..... Motor  
 EXC..... Excepto  
 FED..... Federal  
 FLNG ..... Pestaña  
 F.W.D. .... Tracción delantera

GMC .....General Motors Corporation  
 GSKT. .... Empaque  
 G.V.W.R. Clasificación de peso bruto del vehículo  
 H.D. .... Uso pesado  
 HNGR. .... Colgador  
 H5D ..... Emisiones de servicio pesado GM  
 I.D. .... Diámetro interior  
 INSL. .... Aislador  
 L.H. .... A la izquierda  
 MAN. TRAN..... Transmisión manual  
 N.A. .... No disponible  
 NO..... Número  
 N.R. .... No requerido  
 O.D. .... Diámetro exterior  
 O.E. .... Equipo original  
 OHV ..... Válvula en la cabeza  
 PKG..... Paquete  
 REG..... Regular  
 R.H. .... A la derecha  
 R.W.D. .... Tracción trasera

SOHC ..... Árbol de levas único en la cabeza  
 SPEC. .... Especial  
 SPI ..... Inyección monopunto  
 STA. WAG. .... Vagoneta  
 STD. .... Estándar  
 STRP..... Correa  
 TRANS..... Transmisión  
 TURBO ..... Turbocargador  
 w/ ..... Con  
 w/o..... Sin  
 WAG. .... Vagoneta  
 W.B. .... Distancia entre ejes

GENERAL INFORMATION

PASSENGER CAR

LIGHT TRUCK

MUFFLER SPECS.

OPTIONAL MUFFLERS

ACCESSORIES

FOOTNOTES

## CUADRO DE CONVERSIÓN DE TAMAÑOS DE MOTOR

C.I.D.	C.C.	LITROS
61	1000	1.0
92	1500	1.5
98	1606	1.6
105	1721	1.7
112	1836	1.8
121	1983	2.0
122	2000	2.0
134	2196	2.2
135	2213	2.2
140	2295	2.3
151	2475	2.5
156	2557	2.6
159	2606	2.6
170	2786	2.8
171	2803	2.8
173	2835	2.8
181	2967	3.0
196	3212	3.2
200	3278	3.3
212	3475	3.5
225	3688	3.7
229	3753	3.8
231	3786	3.8
232	3802	3.8
238	3901	3.9
250	4097	4.1
252	4130	4.1

C.I.D.	C.C.	LITROS
255	4179	4.2
258	4229	4.2
260	4261	4.3
265	4343	4.3
267	4376	4.4
292	4786	4.8
300	4917	4.9
301	4933	4.9
302	4949	5.0
304	4983	5.0
305	4999	5.0
307	5032	5.0
318	5212	5.2
350	5736	5.7
351	5753	5.8
359	5884	5.9
360	5900	5.9
368	6032	6.0
378	6195	6.2
379	6212	6.2
400	6556	6.6
403	6605	6.6
420	6884	6.9
425	6966	7.0
426	6982	7.0
454	7447	7.4
460	7539	7.5

C.I.D.	C.C.	LITROS
466	7638	7.6
475	7785	7.8
495	8113	8.1
500	8195	8.2
504	8261	8.3
525	8605	8.6
551	9031	9.0
552	9047	9.0
555	9096	9.1
568	9310	9.3
611	10014	10.0
636	10424	10.4
638	10457	10.5
672	11014	11.0
673	11030	11.0
707	11588	11.6
736	12036	12.0
743	12178	12.2
852	13964	13.9
855	14013	14.0
864	14161	14.2
866	14194	14.2
893	14636	14.6
903	14800	14.8
927	15193	15.2
1099	18013	18.0
1150	18848	18.8

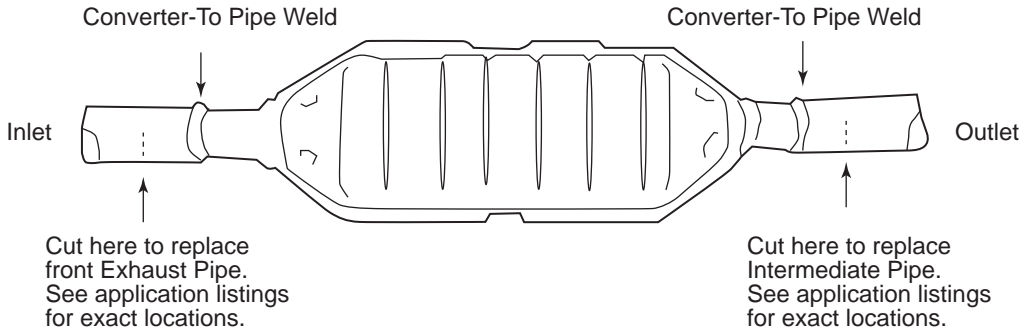
Para los motores no incluidos en la lista que antecede, use la siguiente tabla de conversión:

PARA CONVERTIR:	A:	MULTIPLIQUE POR:
C.I.D.	cc	16.39
C.I.D.	LITROS	.01639
cc	C.I.D.	.06101
LITROS	C.I.D.	61.01

## LATE MODEL PASSENGER CARS "ALL WELDED" EXHAUST SYSTEMS

**WARNING:** Numerous late model General Motors and Chrysler original equipment exhaust systems are completely welded - including the converter. In order to replace the exhaust pipe (before the converter) or intermediate pipe (after the converter), the O.E. system must be cut in a specific location. The appropriate application listings in this catalog call out the cut location.

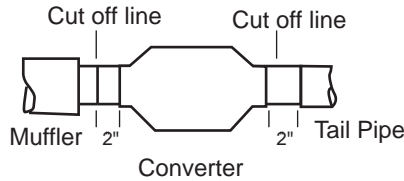
### TYPICAL LATE MODEL CONVERTER



## CHEVROLET/GMC LIGHT DUTY TRUCKS

**WARNING:** The O.E. system on this vehicle includes a converter mounted behind the muffler which must be reinstalled when exhaust system is replaced. Cut 2" from the converter body on both ends (see diagram). Reconnect to muffler and tail pipe with the appropriate method to insure correct fit and sealing.

### REAR CONVERTER INSTALLATION INSTRUCTIONS



### HOW TO IDENTIFY "H5D" EMISSIONS

On "C", "R" and "K", "V" Models, this identification sticker is attached to the inner surface of the glove compartment door OR on the left front inner fender skirt. On "P" Models, the sticker is mailed separately to the dealer. On "G" Models, the sticker is located on the inner hood panel surface.

Printed in U.S.A.			
<b>SERVICE PARTS IDENTIFICATION</b>			
V.I.N. _____	W/BASE _____	SE _____	
V.I.N. VEHICLE IDENTIFICATION NUMBER NOTE: THE SPECIAL EQUIPMENT LISTED BELOW HAS BEEN INSTALLED ON THIS VEHICLE FOR PROPER IDENTIFICATION OF REPLACEMENT PARTS. BE SURE TO SPECIFY THE APPROPRIATE OPTION NUMBERS.			
OPTION NO.	DESCRIPTION	OPTION NO.	DESCRIPTION
3F51	ABSORBER-FRONT & REAR SHOCK	3G80	AXLE-REAR POSITRACTION
3G50	SPRING-HEAVY REAR	3170	BOOSTER-HYDRAULIC BRAKE
H4D	H.D. EMISSION CONTROL (Prior to Jan. 1,1985)		
H5D	H.D. EMISSION CONTROL (After Jan. 1,1985)		

# TRUCK MODEL IDENTIFICATION INDEX

**Light duty** trucks are ½-1 ton load capacity vehicles with a gross vehicle weight (GVW) rating of up to 10,000 pounds. Examples: pickups, vans, wagons, utility vehicles.

**Medium duty** trucks are 1-2½ ton load capacity vehicles with a GVW rating of 10,001 to 26,000 pounds. Examples: school buses, delivery trucks, motor homes.

**Heavy duty** trucks are 2½ ton and over load capacity vehicles with a GVW rating of 26,001 pounds and over. Examples: semi tractors, cement trucks, fire trucks.

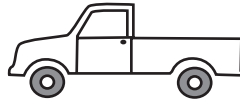
## Wheelbase Identification Table (Chevy/GMC, Dodge, Ford)

### Regular Cab Short Bed



<b>Chevy/GMC</b>	Full Size	1998 & Older	117.5"
		1999 & After	119"
	S-10	1982 & After	108"
<b>Dodge</b>	Full Size	2002 - 05	120.5"
		1994-01	119"
<b>Ford</b>	Dakota	1993 & Before	115"
		1990 & After	112"
	Full Size	1996 & Before	117"
		1997 & After	120"
		Ranger	1997 & Before
	1998 & After	112"	

### Regular Cab Long Bed



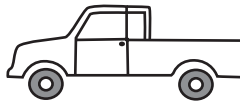
<b>Chevy/GMC</b>	Full Size	1998 & Older	131.5"	
		1999 & After	133"	
	S-10	1982 & After	117.9"	
<b>Dodge</b>	Full Size	2002 - 05	140.5"	
		1994-01	135"	
<b>Ford</b>	Dakota	1990 & After	124"	
		Full Size	1996 & Before	133"
	SD	1998 & After	137"	
		Ranger	1997 & Before	114"
		1998 & After	118"	

### Extended Cab/SCB Short Bed



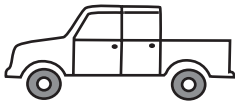
<b>Chevy/GMC</b>	Full Size	1998 & Older	141.5"
		1999 & After	143.5"
<b>Dodge</b>	Full Size	1993 & Before	135"
		1994-01	139"
<b>Ford</b>	Dakota	1990 & After	131"
		Full Size	2004 & After
	Regular Cab Short Bed		126"
	Regular Cab Long Bed		145"
		Super Cab 5.5' Bed	133"
		Super Cab 6.5' Bed	145"
		Super Cab 8' Bed	163"
		Crew Cab/ Super Crew 5.5' Bed	139"
		Full Size	1987 & After
	Ranger	1997 & Before	125"
	1998 & After	126"	

### Extended Cab Long Bed



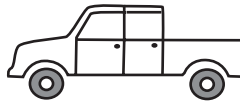
<b>Chevy/GMC</b>	Full Size	1998 & Older	155.5"
		1999 & After	157.5"
<b>Dodge</b>	Full Size	1993 & Before	149"
		1994-01	155"
<b>Ford</b>	Full Size	1996 & Before	155"
		1997 & After	158"
	SD	1998 & After	158"

### Crew/Quad Cab Short Bed



<b>Chevy/GMC</b>	Full Size	1999 & After	153"
		<b>Dodge</b>	Full Size
<b>Ford</b>	Dakota	1994-01	139"
		2002 - 05	140.5"
	SD	1990 & After	131"
		1996 & Before	152"
		1998 & After	156"

### Crew/Quad Cab Long Bed



<b>Chevy/GMC</b>	Full Size	2001 & After	167"
		2000 & Before	164.5"
<b>Dodge</b>	Full Size	1994-01	155"
		2002 - 05	160.5"
<b>Ford</b>	Full Size	1996 & Before	168"
		SD	1998 & After

GENERAL INFORMATION

PASSENGER CAR

LIGHT TRUCK

MUFFLER SPECS.

OPTIONAL MUFFLERS

ACCESSORIES

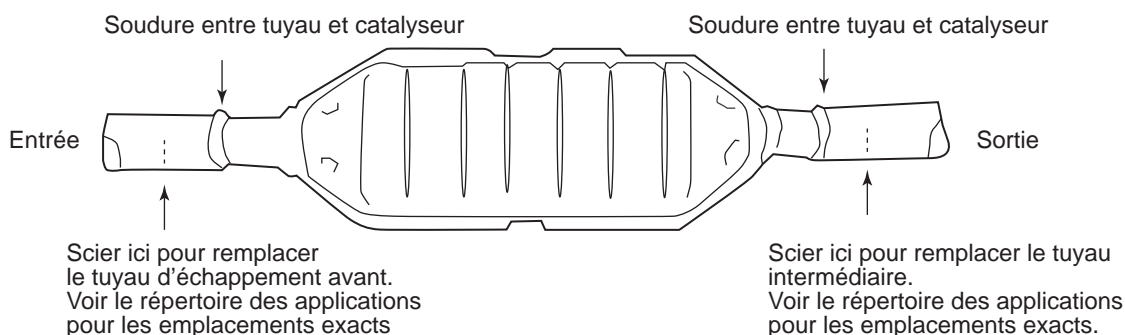
FOOTNOTES



# SYSTÈMES D'ÉCHAPPEMENT << ENTIÈREMENT SOUDÉS >> DES VOITURES PARTICULIÈRES RÉCENTES

**AVERTISSEMENT :** de nombreux systèmes d'échappement installés en usine sur les véhicules General Motors et Chrysler récents sont entièrement soudés, catalyseur compris. Pour remplacer le tuyau d'échappement (en amont du catalyseur) ou le tuyau intermédiaire (en aval du catalyseur), Il faut scier le système installé en usine à un emplacement spécifique. Le répertoire des applications de ce catalogue indique l'emplacement de la coupe.

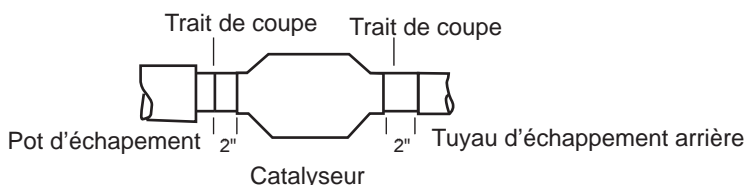
## CATALYSEUR RÉCENT TYPIQUE



## CAMIONS LÉGERS CHEVROLET/GMC

**AVERTISSEMENT:** Le système installé en usine sur ces véhicules comprend un catalyseur qui est monté en aval du pot d'échappement et qui doit être réinstallé quand on remplace le système d'échappement. Sciez à 2 po du corps du catalyseur aux deux extrémités (voir schéma). Reconnectez au silencieux et au tuyau d'échappement en utilisant la méthode appropriée pour assurer un montage étanche correct.

## INSTRUCTIONS D'INSTALLATION DU CATALYSEUR ARRIÈRE



## COMMENT IDENTIFIER LES SYSTÈMES ANTI-POLLUTION << H5D >>

Sur les modèles "C", "R" et "K", "V", cet autocollant d'identification est fixé sur la surface interne de la trappe de la boîte à gant OU sur la doublure interne de l'aile avant gauche. Sur les modèles "P", l'autocollant est envoyé au concessionnaire sous pli séparé. Sur les modèles "G", l'autocollant est situé sur la face interne du capot.

Printed in U.S.A.			
SERVICE PARTS IDENTIFICATION			
V.I.N. [REDACTED]		W/BASE [REDACTED] SE [REDACTED]	
V.I.N. VEHICLE IDENTIFICATION NUMBER			
NOTE: THE SPECIAL EQUIPMENT LISTED BELOW HAS BEEN INSTALLED ON THIS VEHICLE FOR PROPER IDENTIFICATION OF REPLACEMENT PARTS. IT IS TO SPECIFY THE APPLICABLE OPTION NUMBERS.			
OPTION NO.	DESCRIPTION	OPTION NO.	DESCRIPTION
3F51	ABSORBER-FRONT & REAR SHOCK	3G80	AXLE-REAR POSITRACTION
3G50	SPRING-HEAVY REAR	3170	BOOSTER-HYDRAULIC BRAKE
H4D	H.D. EMISSION CONTROL (Prior to Jan. 1, 1985)		
H5D	H.D. EMISSION CONTROL (After Jan. 1, 1985)		

# RÉPERTOIRE D'IDENTIFICATION DES MODÈLES DE CAMION

**Les camions légers** ont une capacité entre ½ et 1 ton avec un poids nominal brut (GVW) maximum de 10 000 livres.  
Exemples: pickups, fourgons, familiales, utilitaires.

**Les camions moyens** ont une capacité entre 1 et 2½ tons avec un poids nominal brut (GVW) entre 10 001 et 26 000 livres.  
Exemples: bus scolaires, camions de livraison, camping cars.

**Les camions lourds** ont une capacité supérieure à 2½ tons avec un poids nominal brut (GVW) supérieur à 26 001 livres.  
Exemples: tracteurs de semi-remorque, bétonnières, camions de pompiers.

## Tableau d'identification des empattements (Chevy/GMC, Dodge, Ford)

### Cabine standard, caisse courte



<b>Chevy/GMC</b>	Pleine grandeur	1998 & avant	117.5"
		1999 & après	119"
	S-10	1982 & après	108"
<b>Dodge</b>	Pleine grandeur	2002 - 05	120.5"
		1994-01	119"
		1993 & auparavant	115"
	Dakota	1990 & après	112"
<b>Ford</b>	Pleine grandeur	1996 & auparavant	117"
		1997 & après	120"
		Ranger	1997 & auparavant 108" 1998 & après 112"

### Cabine allongée/SCB, caisse courte



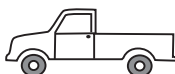
<b>Chevy/GMC</b>	Pleine grandeur	1998 & avant	141.5"
		1999 & après	143.5"
	S-10	1982 & après	122.9"
<b>Dodge</b>	Pleine grandeur	1993 & auparavant	135"
		1994-01	139"
	Dakota	1990 & après	131"
<b>Ford</b>	Pleine grandeur	2004 & après	126"
		Cabine standard, caisse courte	126"
		Cabine standard, caisse longue	145"
		Cabine Super Cab, caisse de 5,5 pieds	133"
		Cabine Super Cab, caisse de 6,5 pieds	145"
		Cabine Super Cab, caisse de 8 pieds	163"
		Cabine multiplace, caisse de 5,5 pieds	139"
		Pleine grandeur	1987 & après 139" 1997 & auparavant 125" 1998 & après 126"

### Cabine multiplace, caisse courte



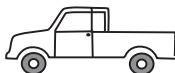
<b>Chevy/GMC</b>	Pleine grandeur	1999 & après	153"
<b>Dodge</b>	Pleine grandeur	1993 & auparavant	159"
		1994-01	139"
		2002 - 05	140.5"
	Dakota	1990 & après	131"
<b>Ford</b>	Pleine grandeur	1996 & auparavant	152"
		SD	1998 & après 156"

### Cabine standard, caisse longue



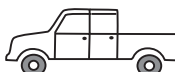
<b>Chevy/GMC</b>	Pleine grandeur	1998 & avant	131.5"
		1999 & après	133"
	S-10	1982 & après	117.9"
<b>Dodge</b>	Pleine grandeur	2002 - 05	140.5"
		1994-01	135"
		1993 & auparavant	131"
	Dakota	1990 & après	124"
<b>Ford</b>	Pleine grandeur	1996 & auparavant	133"
		SD	1998 & après 137" 1997 & auparavant 114" 1998 & après 118"

### Cabine allongée, caisse longue



<b>Chevy/GMC</b>	Pleine grandeur	1998 & avant	155.5"
		1998 & après	157.5"
<b>Dodge</b>	Pleine grandeur	1993 & auparavant	149"
		1994-01	155"
<b>Ford</b>	Pleine grandeur	1996 & auparavant	155"
		SD	1997 & après 158" 1998 & après 158"

### Cabine multiplace caisse longue



<b>Chevy/GMC</b>	Pleine grandeur	2001 & après	167"
		2000 & auparavant	164.5"
<b>Dodge</b>	Pleine grandeur	1994-01	155"
		2002 - 05	160.5"
<b>Ford</b>	Pleine grandeur	1996 & auparavant	168"
		SD	1998 & après 172"

GENERAL INFORMATION

PASSENGER CAR

LIGHT TRUCK

MUFFLER SPECS.

OPTIONAL MUFFLERS

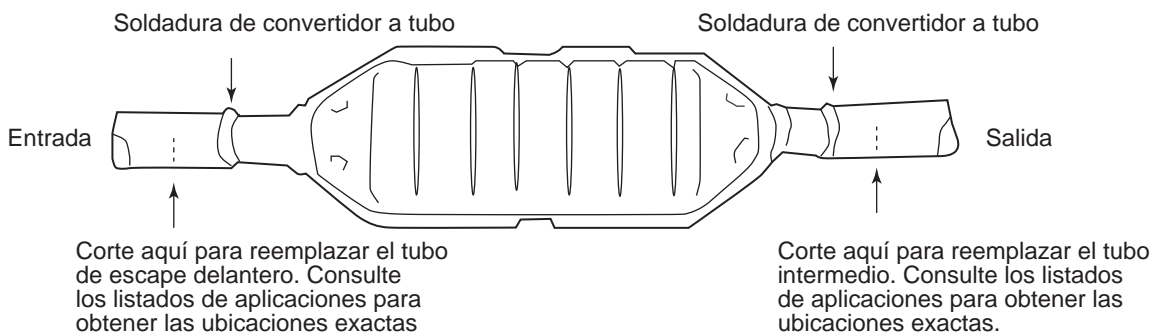
ACCESSORIES

FOOTNOTES

# AUTOMÓVILES DE PASAJEROS ÚLTIMO MODELO SISTEMAS DE ESCAPE “ENTERAMENTE SOLDADOS”

**ADVERTENCIA:** Un gran número de sistemas de escape de equipo original de General Motors y Chrysler último modelo están completamente soldados, incluyendo el convertidor. Para reemplazar el tubo de escape (antes del convertidor) o el tubo intermedio (después del convertidor), el sistema de equipo original se debe cortar en una ubicación específica. Los listados de aplicaciones apropiados contenidos en este catálogo indican la ubicación del corte.

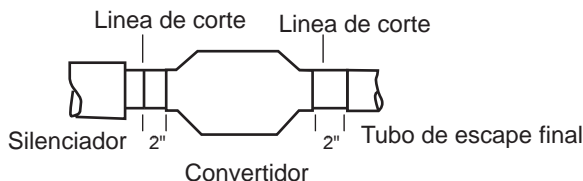
## CONVERTIDOR ÚLTIMO MODELO TÍPICO



## CAMIONES DE USO LIGERO CHEVROLET/GMC

**ADVERTENCIA:** El sistema de equipo original de este vehículo incluye un convertidor montado detrás del silenciador, el cual se debe reinstalar cuando se reemplace el sistema de escape. Corte a 2 pulgadas del cuerpo del convertidor en ambos extremos (vea el diagrama). Reconéctelo al silenciador y al tubo de escape final con el método apropiado para asegurar un ajuste y un sellado correctos.

## INSTRUCCIONES DE INSTALACIÓN DEL CONVERTIDOR TRASERO



### CÓMO IDENTIFICAR LAS EMISIONES “H5D”

En los modelos “C”, “R”, “K” y “V”, esta etiqueta adhesiva de identificación está fijada en la superficie interior de la puerta de la guantera o en la falda interna del guardafango delantero izquierdo. En los modelos “P”, la etiqueta adhesiva se envía por correo separadamente al concesionario. En los modelos “G”, la etiqueta adhesiva está ubicada en la superficie interior del panel del capó (cofre).

Printed in U.S.A.			
SERVICE PARTS IDENTIFICATION			
V.I.N. [ ] W/BASE [ ] SE [ ]			
V.I.N. VEHICLE IDENTIFICATION NUMBER			
NOTE: THE SPECIAL EQUIPMENT LISTED BELOW HAS BEEN INSTALLED ON THIS VEHICLE FOR PROPER IDENTIFICATION OF REPLACEMENT PARTS. BE SURE TO SPECIFY THE APPLICABLE OPTION NUMBERS.			
OPTION NO.	DESCRIPTION	OPTION NO.	DESCRIPTION
3F51	ABSORBER-FRONT & REAR SHOCK	3G80	AXLE-REAR POSITRACTION
3G50	SPRING-HEAVY REAR	3I70	BOOSTER-HYDRAULIC BRAKE
H4D	H.D. EMISSION CONTROL (Prior to Jan. 1, 1985)		
H5D	H.D. EMISSION CONTROL (After Jan. 1, 1985)		

# ÍNDICE DE IDENTIFICACIÓN DE MODELOS DE CAMIONES

**Los camiones de uso ligero** son vehículos con una capacidad de carga de ½ a 1 tonelada y una clasificación de peso bruto del vehículo (GVW) de hasta 10,000 libras. Ejemplos: camionetas, furgonetas, vagonetas y vehículos utilitarios.

**Los camiones de uso mediano** son vehículos con una capacidad de carga de 1 a 2½ toneladas y una clasificación de GVW de 10,001 a 26,000 libras. Ejemplos: autobuses escolares, camiones de reparto y autocaravanas.

**Los camiones de uso pesado** son vehículos con una capacidad de carga de 2½ toneladas y más, y una clasificación de GVW de 26,001 libras y más. Ejemplos: semitractores, camiones de cemento y camiones de bomberos.

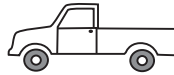
## Tabla de identificación de distancia entre ejes (Chevy/GMC, Dodge, Ford)

### Cabina regular, plataforma corta



<b>Chevy/GMC</b>	Tamaño grande	1998 y más viejos	117.5"
		1999 y después	119"
<b>Dodge</b>	S-10	1982 y después	108"
	Tamaño grande	2002 - 05	120.5"
<b>Ford</b>		1994-01	119"
		1993 y antes	115"
	Dakota	1990 y después	112"
	Tamaño grande	1996 y antes	117"
	Ranger	1997 y después	120"
		1998 y después	108"
			112"

### Cabina regular, plataforma larga



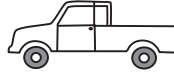
<b>Chevy/GMC</b>	Tamaño grande	1998 y más viejos	131.5"
		1999 y después	133"
<b>Dodge</b>	S-10	1982 y después	117.9"
	Tamaño grande	2002 - 05	140.5"
<b>Ford</b>		1994-01	135"
		1993 y antes	131"
	Dakota	1990 y después	124"
	Tamaño grande	1996 y antes	133"
	SD	1998 y después	137"
		1997 y antes	114"
		1998 y después	118"

### Cabina extendida/SCB, plataforma corta



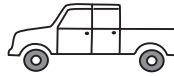
<b>Chevy/GMC</b>	Tamaño grande	1998 y más viejos	141.5"
		1999 y después	143.5"
	S-10	1982 y después	122.9"
<b>Dodge</b>	Tamaño grande	1993 y antes	135"
		1994-01	139"
	Dakota	1990 y después	131"
<b>Ford</b>	Tamaño grande	2004 y después	126"
		Cabina regular, plataforma corta	126"
		Cabina regular, plataforma larga	145"
		Supercabina con plataforma de 5.5 pies	133"
		Supercabina con plataforma de 6.5 pies	145"
		Supercabina con plataforma de 8 pies	163"
		Cabina doble/ Supercabina doble con plataforma de 5.5 pies	139"
	Tamaño grande	1987 y después	139"
Ranger	1997 y antes	125"	
		1998 y después	126"

### Cabina extendida, plataforma larga



<b>Chevy/GMC</b>	Tamaño grande	1998 y más viejos	155.5"
		1998 y después	157.5"
<b>Dodge</b>	Tamaño grande	1993 y antes	149"
		1994-01	155"
<b>Ford</b>	Tamaño grande	1996 y antes	155"
		1997 y después	158"
	SD	1998 y después	158"

### Cabina doble/cuádruple, plataforma larga



<b>Chevy/GMC</b>	Tamaño grande	2001 y después	167"
		2000 y antes	164.5"
<b>Dodge</b>	Tamaño grande	1994-01	155"
		2002 - 05	160.5"
<b>Ford</b>	Tamaño grande	1996 y antes	168"
		SD	1998 y después

### Cabina doble/cuádruple, plataforma corta



<b>Chevy/GMC</b>	Tamaño grande	1999 y después	153"
	<b>Dodge</b>	Tamaño grande	1993 y antes
		1994-01	139"
		2002 - 05	140.5"
<b>Ford</b>	Dakota	1990 y después	131"
		1996 y antes	152"
	SD	1998 y después	156"

GENERAL INFORMATION

PASSENGER CAR

LIGHT TRUCK

MUFFLER SPECS.

OPTIONAL MUFFLERS

ACCESSORIES

FOOTNOTES



# CATALYTIC CONVERTER INSTALLATION GUIDE

## ATTENTION: PROFESSIONAL INSTALLERS

In August, 1986 the U.S. Environmental Protection Agency (EPA) issued new proposed guidelines for the construction, efficiency and installation of aftermarket converters. **The EPA guidelines state that replacement converters may be installed only in the following situations:**

1. The vehicle is missing a converter.
2. A state or local inspection program has determined that the existing converter needs replacement.
3. The vehicle a 1995 or newer model that is more than eight years old or has more than 80,000 miles on it, and a legitimate need for replacement has been established and documented.

The installer must include the customer's name and address, the make, model, year and mileage of the vehicle on the service invoice, along with a stated reason for replacement. Where a state or local government has determined that a converter is damaged or needs replacement, the service or repair facility must retain a copy of the written statement or invoice. Where a proper state or local government representative has not been verified the replacement need, **the customer and a representative of the service or repair facility must sign a statement verifying that replacement is justified.**

That statement is printed on the following sheet which is included in every converter carton:

<b>-IMPORTANT-</b>
THE U.S. ENVIRONMENTAL PROTECTION AGENCY REQUIRES THAT THE FOLLOWING STATEMENT BE READ AND SIGNED BY THE VEHICLE'S OWNER AND THE INSTALLER OF THE REPLACEMENT CATALYTIC CONVERTER.
Catalytic converters are emission control devices which are designed to last the life of the vehicle and do not normally require replacement. Furthermore, if the vehicle is properly used and maintained, original converters are covered by the emissions control warranty for eight years or 80,000 miles. Federal law prohibits repair businesses from replacing these devices except under certain limited circumstances.
In order to verify that the proper circumstances exist, the owner of the vehicle on which such repairs are made and a facility representative must sign the following statement.
The vehicle is a 1994 or older model and has more than 50,000 miles on it, or is a 1995 or newer model which is eight years old or has more than 80,000 miles on it, and the catalytic converter required replacement because _____ or the vehicle's catalytic converter was missing when the vehicle arrived.
Vehicle Owner's Signature _____
Facility Representative's Signature _____
Date _____
The installer must retain this statement and a copy of the invoice for six months and the replaced converter (if any) for at least for 15 days from the date of installation of the replacement converter. The replaced converter must be marked in such a way that it can be identified with the customer invoice and this statement and be available for EPA inspections.

Furthermore, the EPA has issued the following **installation requirements:**

1. The converter be installed in one of the three situations outlined above.
2. The converter be installed in the same location as the original converter.
3. The converter be the same type as the original converter (i.e., oxidation, three-way or three-way plus oxidation).
4. The converter be the proper one for the vehicle application as determined and specified by the manufacturer.
5. The converter be connected properly to any existing air injection components on the vehicle.
6. The converter be installed with any other required converter for a particular application.
7. The converter be accompanied by a warranty information card to filled in by the installer.
8. Federal law prohibits removal or replacement of properly functioning O.E. catalytic converter.

## - IMPORTANT -

**BE SURE THE ENGINE AND FUEL SYSTEM ARE OPERATING PROPERLY BEFORE INSTALLING A NEW CATALYTIC CONVERTER.** An improperly tuned or misfiring engine can allow unburned gasoline to enter the converter. The raw fuel can cause extremely high temperatures that can result in melted or broken internal substrates. This situation voids the warranty.

Vehicles returning from a foreign country where the catalytic converters were removed due to the unavailability of unleaded fuel **must** be equipped with **original equipment converters**.

**WARNING:** Federal Law prohibits removal or replacement of properly functioning O.E.Catalytic Converters. When replacing multiple Converter assemblies, only failed Converters may be replaced.

### **Complies with EPA Policy and California code of Regulations Section 2222(h)**

The catalytic converters listed in this catalog have been designed, tested, manufactured and proven to meet the EPA policy and conversion efficiency requirements as issued in the Federal Register on August 5, 1986 and November 3, 1987.

The installation of a noncomplying catalytic converter by a named party will be considered a violation of the Clean Air Act, 203 (a) (3), and the violator may be prosecuted accordingly. Any person who causes such violations will also be considered liable under the Clean Air Act.

GENERAL  
INFORMATION

PASSENGER  
CAR

LIGHT  
TRUCK

MUFFLER  
SPECS.

OPTIONAL  
MUFFLERS

ACCESSORIES

FOOTNOTES

# GUIDE D'INSTALLATION DU POT CATALYTIQUE

## ATTENTION : INSTALLATEURS PROFESSIONNELS

En août 1986, l'agence pour la protection de l'environnement des États-Unis (EPA) a proposé de nouvelles directives ayant trait à la conception, au rendement et à l'installation des pots catalytiques de rechange. **Ces directives de l'EPA affirment que les pots Catalytiques de rechange ne peuvent être installés que dans les cas particuliers suivants :**

1. Le pot catalytique manque sur le véhicule.
2. Un contrôle antipollution imposé par l'état ou les autorités locales a déterminé que le catalyseur existant doit être remplacé.
3. Le véhicule date de 1995 ou après, est âgé d'au moins huit ans ou a au moins 80,000 miles au compteur, et il a été légitimement déterminé et documenté qu'il convient de le remplacer.

L'installateur se doit d'inclure le nom et l'adresse du client, la marque, le modèle, l'année et le kilométrage du véhicule sur la facture de réparation, ainsi que la raison du remplacement. Si l'état ou une autorité locale a déterminé que le catalyseur est abîmé ou qu'il faut le remplacer, l'atelier de réparation doit conserver une copie de la déclaration écrite ou de la facture. Au cas où la nécessité de le remplacer n'est pas vérifiée par un représentant de l'état ou d'une autorité locale, **le client et un employé représentant l'atelier de réparation doivent signer une déclaration pour confirmer que le remplacement est justifié.**

Cette déclaration est imprimée sur le formulaire suivant, lequel est inclus dans chaque carton de catalyseur:

**-IMPORTANT-**

L'AGENCE POUR LA PROTECTION DE L'ENVIRONNEMENT DES ÉTATS-UNIS (EPA) EXIGE QUE LA DÉCLARATION SUIVANTE SOIT LUE ET SIGNÉE PAR LE PROPRIÉTAIRE DU VÉHICULE ET L'INSTALLATEUR DU POT CATALYTIQUE DE RECHANGE.

Les pots catalytiques sont des dispositifs de réduction de la pollution qui sont conçus pour fonctionner pendant toute la durée vie du véhicule, il n'est normalement pas nécessaire de les remplacer. De plus, si le véhicule est utilisé et entretenu correctement, les catalyseurs installés en usine sont couverts par la garantie anti-pollution pour une durée de huit ans ou de 80,000 miles. La loi fédérale interdit aux ateliers de réparation de remplacer ces dispositifs sauf dans des cas exceptionnels bien définis.

Afin de confirmer que les circonstances le justifient, le propriétaire du véhicule sur lequel les réparations sont effectuées et un employé représentant l'atelier doivent signer la déclaration suivante :

Le véhicule date de 1994 ou avant et a plus de 50 000 miles au compteur ou il date de 1995 ou après, il a au moins huit ans ou au moins 80 000 miles au compteur et il faut remplacer son pot catalytique parce que \_\_\_\_\_ ou le pot catalytique du véhicule manquait quand le véhicule est arrivé.

Signature du propriétaire du véhicule \_\_\_\_\_

Signature de l'employé de l'atelier \_\_\_\_\_

Date \_\_\_\_\_

L'installateur doit conserver cette déclaration ainsi qu'une copie de la facture pendant six mois et l'ancien catalyseur (s'il existe) pendant au moins 15 jours à partir de la date d'installation du catalyseur de remplacement. L'ancien catalyseur doit être identifié de manière à pouvoir le faire correspondre à la facture du client et à cette déclaration et il doit être disponible en cas d'inspection par l'EPA.

De plus, L'EPA a publié les consignes obligatoires d'installation suivantes:

1. Le catalyseur doit être installé dans l'une des trois situations décrites ci-dessus.
2. le catalyseur doit être installé au même endroit que celui d'origine.
3. Le catalyseur doit être du même type que celui d'origine (c.à.d. à oxydation, trois voies, ou à trois voies plus oxydation).
4. Le catalyseur doit être du type qui convient au véhicule selon les spécifications du fabricant de celui-ci.
5. Le catalyseur doit être raccordé correctement au système d'injection d'air du véhicule, s'il existe.
6. Le catalyseur doit être installé en conjonction avec tout autre catalyseur nécessaire dans le cas particulier qui s'applique.
7. Le catalyseur doit être accompagné d'une carte d'information de garantie, laquelle doit être remplie par l'installateur.
8. La loi fédérale interdit de démonter ou de remplacer les catalyseurs installés en usine qui fonctionnent correctement.

## – IMPORTANT –

**ASSUREZ-VOUS QUE LE MOTEUR ET LE SYSTÈME D'ALIMENTATION EN CARBURANT FONCTIONNENT CORRECTEMENT AVANT D'INSTALLER LE POT CATALYTIQUE NEUF.** Si le moteur est mal réglé ou qu'il a des ratés, il se peut que de l'essence non brûlée pénètre dans le pot catalytique, ce qui risque de faire monter sa température à des valeurs très élevées et faire fondre ou casser les substrats internes. Ceci invalide la garantie.

Les véhicules revenant de pays étrangers où les pots catalytiques sont démontés à cause de l'absence de carburant sans plomb **doivent** être rééquipés de **catalyseurs d'origine**.

**Avertissement:** La loi fédérale interdit de démonter ou de remplacer les catalyseurs montés en usine qui fonctionnent correctement. Lors du remplacement d'ensembles constitués de plusieurs catalyseurs, il n'est permis de remplacer que ceux qui sont défectueux.

### Conforme au règlement de l'EPA et à la Section 2222(h) des règlements de l'état de Californie

Les pots catalytiques répertoriés dans ce catalogue ont été conçus, essayés et fabriqués selon le règlement de l'EPA et les normes de rendement de la conversion publiées au registre fédéral le 5 août 1986 et le 3 novembre 1987, et il a été établi qu'ils y sont conformes.

L'installation d'un pot catalytique non conforme par une personne désignée sera considérée comme une violation de l'article 203 (a) (3) de la loi anti-pollution Clean Air Act, et le contrevenant risque des poursuites. Toute personne qui provoque ces violations sera également considérée comme responsable devant la loi Clean Air Act.

GENERAL  
INFORMATION

PASSENGER  
CAR

LIGHT  
TRUCK

MUFFLER  
SPECS.

OPTIONAL  
MUFFLERS

ACCESSORIES

FOOTNOTES

# GUÍA DE INSTALACIÓN DE CONVERTIDORES CATALÍTICOS

## ATENCIÓN: INSTALADORES PROFESIONALES

En agosto de 1986, la Agencia de Protección Ambiental (Environmental Protection Agency, EPA) de los EE.UU. emitió nuevas pautas propuestas para la construcción, eficiencia e instalación de convertidores del mercado de accesorios. **Las pautas de la EPA establecen que los convertidores de repuesto se podrán instalar solamente en las siguientes situaciones:**

1. Al vehículo le falta un convertidor.
2. Un programa de inspección estatal o local ha determinado que el convertidor existente necesita reemplazo.
3. El vehículo es un modelo de 1995 o más nuevo que tiene más de ocho años o más de 80,000 millas, y se ha establecido y documentado una necesidad legítima de reemplazo.

El instalador debe incluir el nombre y la dirección del cliente, así como la marca, el modelo, el año y el millaje del vehículo, en la factura de servicio, junto con el motivo descrito para el reemplazo. En los casos en que un gobierno estatal o local haya determinado que un convertidor está dañado o necesita reemplazo, el centro de servicio o reparaciones debe retener una copia de la declaración escrita o de la factura. En los casos en que un representante del gobierno estatal o local apropiado no haya verificado la necesidad de reemplazo, **el cliente y un representante del centro de servicio o reparaciones deben firmar una declaración que verifique que el reemplazo está justificado.**

Esa declaración está impresa en la siguiente hoja, que se incluye en cada caja de cartón de convertidor:

**-IMPORTANTE-**

LA AGENCIA DE PROTECCIÓN AMBIENTAL DE LOS EE.UU. REQUIERE QUE EL PROPIETARIO DEL VEHÍCULO Y EL INSTALADOR DEL CONVERTIDOR CATALÍTICO DE REPUESTO LEAN Y FIRMEN LA SIGUIENTE DECLARACIÓN.

Los convertidores catalíticos son dispositivos de control de emisiones que están diseñados para durar toda la vida útil del vehículo y normalmente no requieren reemplazo. Asimismo, si el vehículo se utiliza y mantiene apropiadamente, los convertidores originales están cubiertos por la garantía de control de emisiones durante ocho años u 80,000 millas. La ley federal prohíbe a los establecimientos de reparaciones reemplazar estos dispositivos, excepto en ciertas circunstancias limitadas.

Para verificar que existen las circunstancias apropiadas, el propietario del vehículo en el cual se hagan dichas reparaciones y un representante del centro de reparaciones deben firmar la siguiente declaración.

El vehículo es un modelo de 1994 o más viejo y tiene más de 50,000 millas, o es un modelo de 1995 o más nuevo que tiene ocho años o más de 80,000 millas, y el convertidor catalítico requería reemplazo porque \_\_\_\_\_ o el convertidor catalítico del vehículo faltaba cuando el vehículo llegó.

Firma del propietario del vehículo \_\_\_\_\_

Firma del representante del centro de reparaciones \_\_\_\_\_

Fecha \_\_\_\_\_

El instalador debe retener esta declaración y una copia de la factura durante seis meses, y también debe retener el convertidor reemplazado (si lo hubiera) durante por lo menos 15 días a partir de la fecha de instalación del convertidor de repuesto. El convertidor reemplazado se debe marcar de manera que se pueda identificar con la factura del cliente y esta declaración, y debe estar disponible para inspecciones por la EPA.

Asimismo, la EPA ha emitido los siguientes requisitos de instalación:

1. El convertidor se deberá instalar en una de las tres situaciones indicadas anteriormente.
2. El convertidor se deberá instalar en la misma ubicación que el convertidor original.
3. El convertidor deberá ser del mismo tipo que el convertidor original (es decir, de oxidación, de tres vías o de tres vías más oxidación).
4. El convertidor deberá ser el adecuado para la aplicación del vehículo, tal y como lo determine y especifique el fabricante.
5. El convertidor se deberá conectar apropiadamente a todos los componentes de inyección de aire existentes en el vehículo.
6. El convertidor se deberá instalar con cualquier otro convertidor requerido para una aplicación en particular.
7. El convertidor deberá estar acompañado por una tarjeta de información de garantía que deberá ser llenada por el instalador.
8. La ley federal prohíbe la retirada o el reemplazo de un convertidor catalítico de equipo original que esté funcionando apropiadamente.



## - IMPORTANTE -

### **ASEGÚRESE DE QUE EL MOTOR Y EL SISTEMA DE COMBUSTIBLE ESTÉN FUNCIONANDO**

**CORRECTAMENTE ANTES DE INSTALAR UN CONVERTIDOR CATALÍTICO NUEVO.** Un motor afinado inapropiadamente o que esté fallando puede permitir que entre gasolina no quemada al convertidor. El combustible no quemado puede causar temperaturas sumamente elevadas que pueden ocasionar sustratos internos derretidos o rotos. Esta situación anula la garantía.

Los vehículos que regresen de un país extranjero, en el cual se hayan retirado los convertidores catalíticos debido a la falta de disponibilidad de combustible sin plomo, **deben** ser equipados con **convertidores de equipo original**.

**ADVERTENCIA:** La ley federal prohíbe la retirada o el reemplazo de los convertidores catalíticos de equipo original que estén funcionando apropiadamente. Cuando se reemplacen múltiples ensamblajes de convertidor, sólo se podrán reemplazar los convertidores que hayan fallado.

### **Cumple con la norma EPA y la Sección 2222(h) del Código de Reglamentos de California**

Los convertidores catalíticos incluidos en este catálogo han sido diseñados, sometidos a pruebas, fabricados y comprobados para cumplir con las normas y los requisitos de eficiencia de conversión de la EPA, tal y como se han emitido en el Registro Federal el 5 de agosto de 1986 y el 3 de noviembre de 1987.

La instalación por una parte nombrada de un convertidor catalítico que no cumpla con los requisitos se considerará una infracción de la Ley de Aire Limpio, 203 (a) (3), y el infractor podrá ser enjuiciado según corresponda. Cualquier persona que cause dichas infracciones también será considerada responsable bajo la Ley de Aire Limpio.

GENERAL  
INFORMATION

PASSENGER  
CAR

LIGHT  
TRUCK

MUFFLER  
SPECS.

OPTIONAL  
MUFFLERS

ACCESSORIES

FOOTNOTES

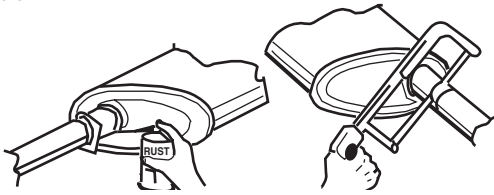
## Muffler Removal

**1** For your protection, always wear safety glasses. In addition, if it is necessary to raise the vehicle prior to removal of the muffler, make sure the load is properly supported. (Do not support vehicle with a bumper jack only.) If only one end of the vehicle is raised, block tires to prevent rolling.

**2** Before starting, inspect the entire exhaust system for other worn parts. It's a good idea to replace worn-out pipes and hangers at the same time as the muffler. (Look for holes, excessive rust.)

**3** Inspect your new muffler package to be sure all parts are included in the muffler carton.

**4** The tools which will be necessary for installation of your muffler include: 1/2" and 9/16" open end wrench or socket set; a rust solvent; hacksaw (most installations); hammer; wire brush or emery cloth; cold chisel; set of pliers.



**5** Referring to the instruction sheets packed in the muffler box, determine how the old muffler is installed. (Welded or clamped.) Loosen the tail pipe hanger(s). Then one of the following procedures should remove the muffler:

- On some vehicles the old muffler is welded to the exhaust pipe. Using a hacksaw, cut exhaust pipe off as close to the muffler weld as possible. In some welded assembly applications, both the exhaust pipe and muffler must be replaced.
- If the old muffler is welded to the tail pipe, using a hacksaw, cut tail pipe off as close to the muffler weld as possible. Then loosen the clamp at muffler to exhaust pipe connection to remove muffler. The removal of the muffler from the exhaust pipe may be difficult. Two methods may be utilized. Rust solvent applied to the muffler inlet bushing may help, or a cold chisel may be needed to split or peel back the inlet muffler bushing to remove from exhaust pipe. In both instances, be careful not to damage the exhaust pipe.
- If all connections are clamped, simply take off the old clamps and worn-out pipes. Rust solvent is usually all that's needed, but again a cold chisel may be necessary to split the muffler bushings.
- If the tail pipe fits over the muffler outlet bushing, loosen the clamp and rotate muffler to remove. Rust solvent may be applied to ease in rotation of muffler. The outlet muffler bushing may be stuck inside the tail pipe. If this is the case, cut off the bushing at the point where it meets the tail pipe, and remove the bushing stub from the tail pipe with a cold chisel or set of pliers.

## Muffler Installation

**6** Before installing your new muffler, be sure all pipes are free of burrs, clean off the corrosion and scale by using the wire brush or emery cloth.

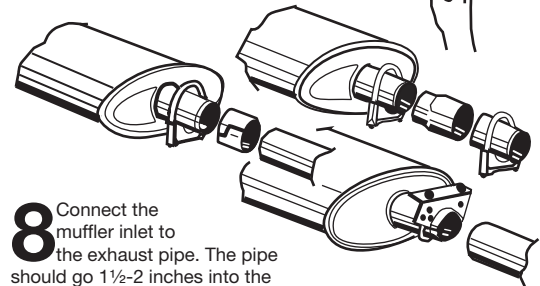
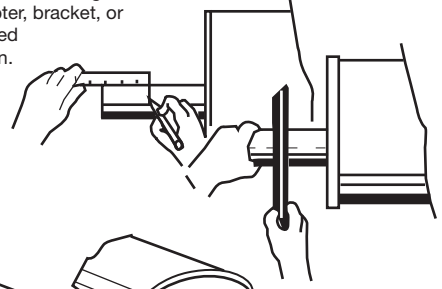
**7** Using Muffler Specification Chart determine inlet end of muffler for your vehicle application.

# Muffler Removal and Installation Instructions

Follow inlet and outlet bushing cut-off instructions.

Preassemble adapter, bracket, or insert(s) as indicated for your application.

Finger tighten only the clamps just enough to hold these accessory parts in place on the muffler.

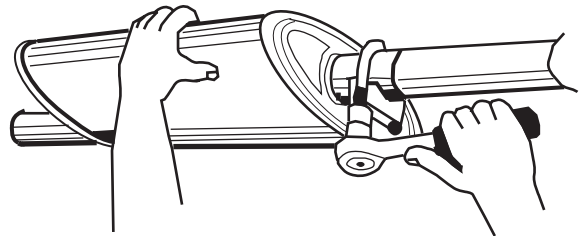


**8** Connect the muffler inlet to the exhaust pipe. The pipe should go 1 1/2-2 inches into the muffler inlet. Rotate the muffler and pipe to insure proper alignment. Clamp snugly.

**9** Assemble the tail pipe to the muffler and clamp snugly.

**10** The complete exhaust system is now loosely installed. Check for proper clearance and alignment. Make sure the pipes and muffler have adequate clearance at the frame, body, rear axle, springs, shocks, gas tank, steering mechanism or any other part of the under carriage.

**11** Tighten any remaining clamps, hangers and brackets securely. Start at the front of the car and work toward the rear.



**12** Start engine and run it in neutral. Accelerate and decelerate the engine. Listen for noise or rattles. To test for any possible exhaust leaks, use a heavy cloth rag to plug the end of the tail pipe. Upon completion of the test, remove the rag. Road test the vehicle and listen for exhaust system rattles. Correct as needed for proper clearance.

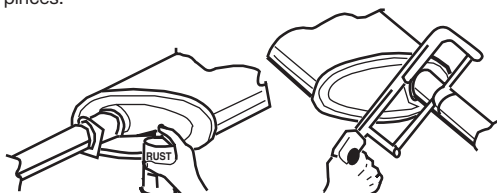
## Démontage du pot d'échappement

**1** Pour votre propre protection, il faut toujours porter des lunettes de sécurité. De plus, s'il est nécessaire de lever le véhicule pour démonter le pot d'échappement, il faut s'assurer que la charge est correctement étayée. (Il ne faut pas supporter le véhicule uniquement à l'aide d'un cric de pare-choc.) Si on ne soulève qu'une seule extrémité du véhicule, il faut caler les roues pour l'empêcher de rouler.

**2** Avant de commencer, contrôlez le système d'échappement dans son entier pour vous assurer qu'il n'y a pas d'autres pièces usées. Il est conseillé de remplacer les tuyaux et les crochets en même temps que le pot d'échappement. (Rechercher la présence de trous et de rouille excessive.)

**3** Inspectez le paquet contenant votre pot d'échappement neuf pour vous assurer qu'il ne manque pas de pièces dans le carton.

**4** Les outils qui sont nécessaires à l'installation de votre pot d'échappement comprennent des clés plates ou à douilles de 1/2 po et 9/16 po, du dégrissant, une scie à métaux (dans la plupart des cas), un marteau, une brosse métallique ou de la toile émeri, un ciseau à froid et une paire de pinces.



**5** En vous reportant aux fiches d'instruction qui se trouvent dans le carton du pot d'échappement, déterminez comment le pot d'échappement existant a été installé (soudé ou bridé). Desserrez le ou les crochets du tuyau d'échappement arrière. Ensuite, une des méthodes suivantes devrait vous permettre de démonter le pot d'échappement :

- Sur certains véhicules, le pot d'échappement existant est soudé au tuyau d'échappement. À l'aide d'une scie à métaux, coupez le tuyau d'échappement aussi près que possible de sa soudure au pot d'échappement. Dans certains assemblages soudés, il faut les deux : le pot d'échappement et le tuyau d'échappement.
- Si le pot d'échappement existant est soudé au tuyau d'échappement arrière : à l'aide d'une scie à métaux, scier le tuyau d'échappement arrière aussi près de sa soudure au pot d'échappement que possible. Puis desserrez la bride située au raccordement entre le tuyau d'échappement et le pot d'échappement pour enlever ce dernier. Il se peut qu'il soit difficile de démonter le pot d'échappement du tuyau d'échappement. On peut utiliser deux méthodes : on peut appliquer du dégrissant sur le manchon d'entrée du pot d'échappement ou alors on peut se servir d'un ciseau à froid pour fendre ou évaser le manchon d'entrée du pot d'échappement afin de le démonter du tuyau d'échappement. Dans les deux cas, faites bien attention de ne pas abîmer le tuyau d'échappement.
- Si tous les raccords sont bridés, il suffit de démonter les vieilles brides et les tuyaux usés. Normalement, du dégrissant suffit, mais encore une fois, il se peut qu'il faille se servir d'un ciseau à froid pour fendre les manchons du pot d'échappement.
- Si le tuyau d'échappement arrière est enfilé autour du manchon de sortie du pot d'échappement, desserrez la bride et faites pivoter le pot d'échappement pour le démonter. On peut appliquer du dégrissant pour que le pot d'échappement tourne plus facilement. Il se peut que le manchon de sortie du pot d'échappement soit coincé à l'intérieur du tuyau d'échappement arrière. Dans ce cas, sciez le manchon là où il pénètre dans le tuyau d'échappement arrière et enlevez le morceau de manchon du tuyau d'échappement arrière à l'aide d'un ciseau à froid ou d'une paire de pinces.

## Installation du pot d'échappement

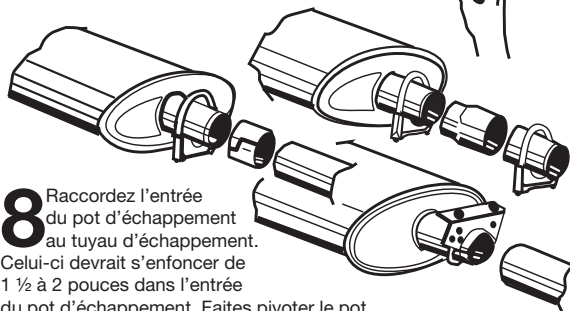
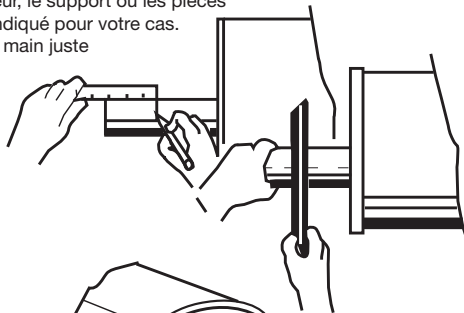
**6** Avant d'installer votre pot d'échappement neuf, assurez-vous que tous les tuyaux sont exempts de bavures, nettoyez la corrosion et les écailles à l'aide de la brosse métallique ou de la toile émeri.

**7** En vous servant du tableau de spécification des pots d'échappement, déterminez le côté de l'entrée du pot d'échappement correspondant à votre véhicule.

## Instructions de démontage et d'installation du pot d'échappement

Suivez les instructions de sciage des manchons d'entrée et de sortie. Pré-assemblez l'adaptateur, le support ou les pièces rapportées comme indiqué pour votre cas.

Serrez les brides à la main juste assez pour maintenir ces accessoires en place sur le pot d'échappement.

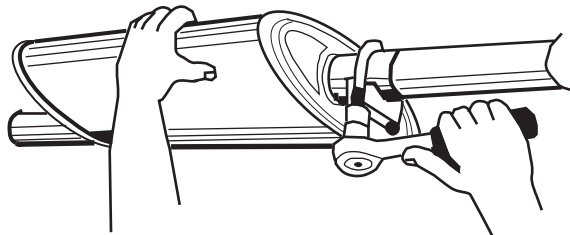


**8** Raccordez l'entrée du pot d'échappement au tuyau d'échappement. Celui-ci devrait s'enfoncer de 1 1/2 à 2 pouces dans l'entrée du pot d'échappement. Faites pivoter le pot d'échappement et le tuyau d'échappement pour vous assurer qu'ils sont correctement alignés, bridez-les légèrement.

**9** Assemblez le tuyau d'échappement arrière sur le pot d'échappement et bridez-le légèrement.

**10** Le système d'échappement est maintenant au complet et légèrement serré. Contrôlez que l'alignement et les espacements sont corrects. Assurez-vous que les tuyaux et le pot d'échappement sont suffisamment espacés du châssis, de la carrosserie, du pont arrière, des ressorts, des amortisseurs, du réservoir d'essence, du boîtier de direction et de tous les organes qui se trouvent en dessous du véhicule.

**11** Serrez fermement toutes les brides, crochets et supports. Commencez par l'avant de la voiture et progressez vers l'arrière.



**12** Démarrez le moteur et laissez-le tourner au point mort. Accélérez et décélérez le moteur. Écoutez et contrôlez qu'il n'y a pas de bruit ni de cliquetements. Pour contrôler les fuites d'échappement, bouches la sortie du tuyau d'échappement arrière à l'aide d'un chiffon en tissu épais que vous enlèverez après avoir terminé ce contrôle. Faites un essai du véhicule sur route et écoutez pour vous assurer qu'il n'y a pas de cliquetements dans l'échappement. Ajustez si nécessaire jusqu'à l'obtention d'écarts suffisants.

GENERAL INFORMATION

PASSENGER CAR

LIGHT TRUCK

MUFFLER SPECS.

OPTIONAL MUFFLERS

ACCESSORIES

FOOTNOTES

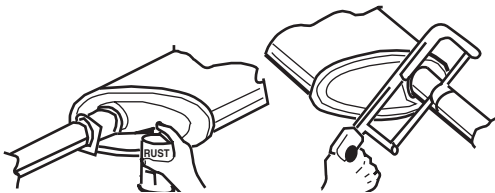
## Retirada del silenciador

**1** Para protegerse, use siempre anteojos de seguridad. Además, si es necesario elevar el vehículo antes de retirar el silenciador, asegúrese de que la carga esté soportada apropiadamente. (No soporte el vehículo solamente con un gato de parachoques.) Si solamente se eleva un extremo del vehículo, bloquee las llantas para impedir que giren.

**2** Antes de comenzar, inspeccione todo el sistema de escape para comprobar si hay otras piezas desgastadas. Es una buena idea reemplazar los tubos y colgadores desgastados al mismo tiempo que el silenciador. (Busque agujeros y oxidación excesiva.)

**3** Inspeccione su nuevo paquete de silenciador para asegurarse de que todas las piezas estén incluidas en la caja de cartón del silenciador)

**4** Las herramientas que serán necesarias para la instalación del silenciador incluyen: una llave de boca abierta o un juego de llaves de tubo de 1/2 pulgada y 5/16 de pulgada, un solvente para óxido, una sierra para metales (para la mayoría de instalaciones), un martillo, un cepillo de alambre o una tela de esmeril, un cincel tipo cortafíos y un juego de alicates



**5** Consultando las hojas de instrucciones empacadas en la caja del silenciador, determine cómo está instalado el silenciador viejo (soldado sujeto con abrazaderas.) Afloje el colgador o los colgadores del tubo de escape final. Luego, uno de los siguientes procedimientos debería permitir retirar el silenciador:

a. En algunos vehículos, el silenciador viejo está soldado al tubo de escape. Utilizando una sierra para metales, corte el tubo de escape lo más cerca posible de la soldadura del silenciador. En algunas aplicaciones con ensamblajes soldados, se deben reemplazar tanto el tubo de escape como el silenciador.

b. Si el silenciador viejo está soldado al tubo de escape final, utilizando una sierra para metales, corte dicho tubo lo más cerca posible de la soldadura del silenciador. Luego, afloje la abrazadera ubicada en la conexión del silenciador al tubo de escape, para retirar el silenciador. La retirada del silenciador del tubo de escape podría ser difícil. Se pueden utilizar dos métodos. La aplicación de solvente para óxido al buje de entrada del silenciador puede ayudar, o es posible que se necesite un cincel tipo cortafíos para separar o desprender el buje de entrada del silenciador y poder retirarlo del tubo de escape. En ambos casos, tenga cuidado de no dañar el tubo de escape.

c. Si todas las conexiones están sujetas con abrazaderas, simplemente retire las abrazaderas viejas y los tubos desgastados. Generalmente, lo único que se necesita es solvente para óxido, pero de nuevo es posible que se necesite un cincel tipo cortafíos para separar los bujes del silenciador.

d. Si el tubo de escape final se ajusta sobre el buje de salida del silenciador, afloje la abrazadera y rote el silenciador para retirarlo. Se puede aplicar solvente para óxido con el fin de facilitar la rotación del silenciador. El buje de salida del silenciador puede estar atorado dentro del tubo de escape final. Si éste es el caso, corte el buje en el punto donde se encuentra con el tubo de escape final y quite el saliente del buje del tubo de escape final con un cincel tipo cortafíos o un juego de alicates.

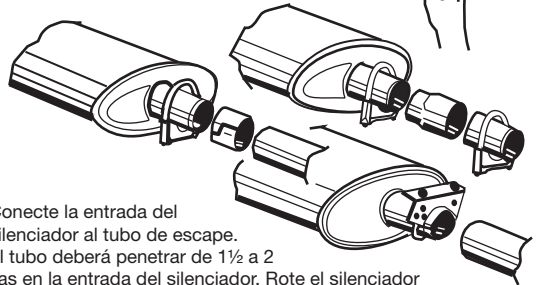
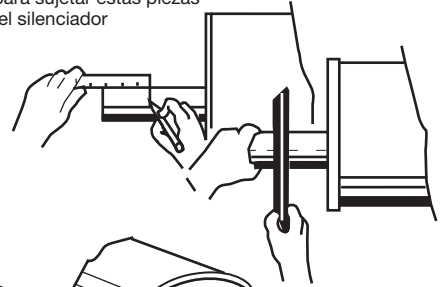
## Instalación del silenciador

**6** Antes de instalar el silenciador nuevo, asegúrese de que todos los tubos estén libres de rebabas y quite la corrosión y las escamas utilizando el cepillo de alambre o la tela de esmeril

**7** Utilizando la tabla de especificaciones de silenciadores, determine el extremo de entrada del silenciador para la aplicación de su vehículo.

## Instrucciones de retirada e instalación del silenciador

Siga las instrucciones para cortar los bujes de entrada y de salida. Preensamble el adaptador, el soporte o el inserto o insertos, tal y como esté indicado para su aplicación. Apriete las abrazaderas solamente con los dedos, justo lo suficiente para sujetar estas piezas [accesorias en su sitio en el silenciador

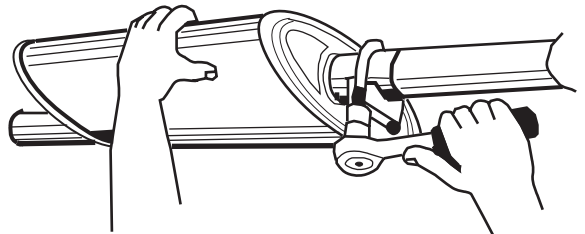


**8** Conecte la entrada del silenciador al tubo de escape. El tubo deberá penetrar de 1 1/2 a 2 pulgadas en la entrada del silenciador. Rote el silenciador y el tubo para asegurar una alineación apropiada. Fijelo con la abrazadera para que quede bien ajustado

**9** Ensamble el tubo de escape final en el silenciador y fíjelo con la abrazadera para que quede bien ajustado

**10** El sistema de escape completo está instalado ahora de manera floja. Compruebe si el espacio libre y la alineación son correctos. Asegúrese de que los tubos y el silenciador tengan un espacio libre adecuado en el bastidor, la carrocería, el eje trasero, los resortes, los amortiguadores, el tanque de gasolina, el mecanismo de la dirección o cualquier otro componente de la parte inferior de la carrocería.

**11** Apriete firmemente las abrazaderas, los colgadores y los soportes restantes. Comience en la parte delantera del automóvil y trabaje hacia la parte trasera.

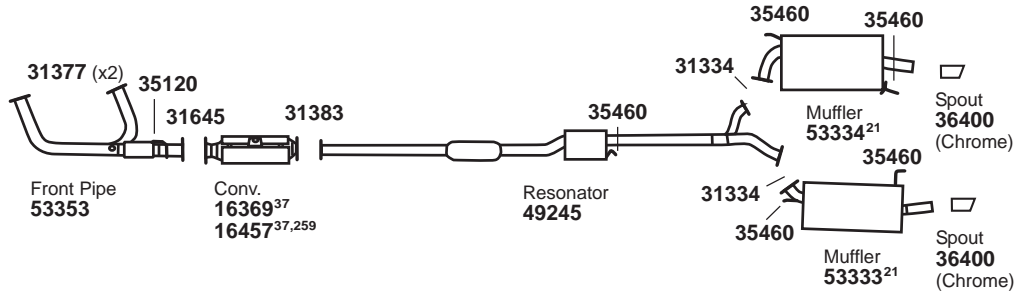


**12** Arranque el motor y déjelo en marcha en velocidad neutral. Acelere y desacelere el motor. Escuche para verificar si hay ruido o vibraciones. Para comprobar si hay posibles fugas en el escape, use un trapo de tela gruesa para taponar el extremo del tubo de escape final. Cuando haya completado la prueba, retire el trapo. Haga una prueba de carretera con el vehículo y escuche para comprobar si hay vibraciones en el sistema de escape. Haga correcciones según sea necesario para lograr un espacio libre adecuado

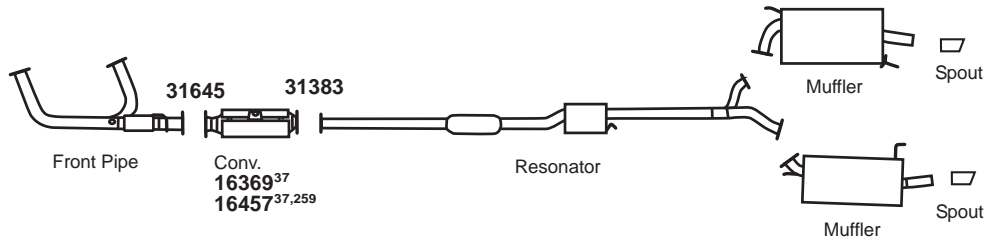


# ACURA CL

(1) 2003-01 6 CYL. CL w/3.2L ENG. (EXC. TYPE S)

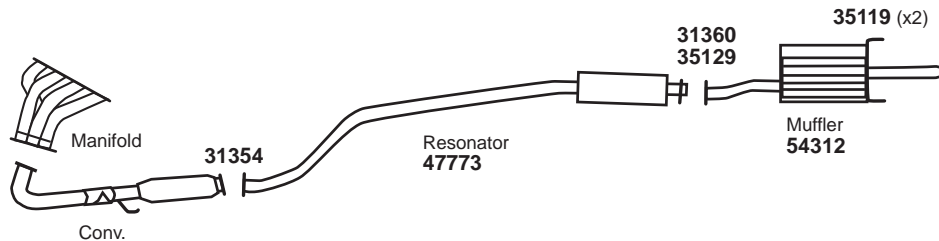


(2) 2003-01 6 CYL. CL w/3.2L ENG. (TYPE S)



# ACURA EL

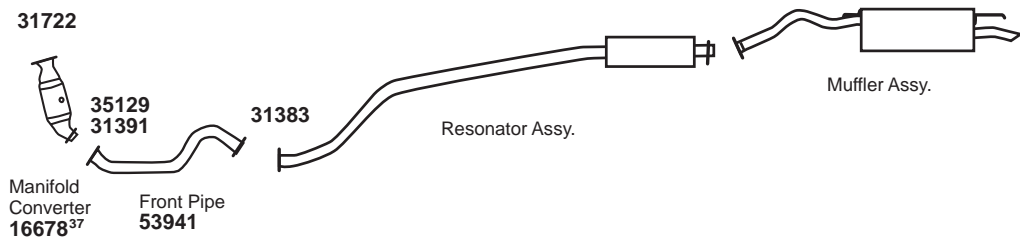
(3) 2003-01 4 CYL. EL w/1.7L ENG.



For 54312: SoundFX 18905

# ACURA ILX

(4) 2014-13 4 CYL. ILX w/2.0L ENG.



31334 Gskt.	31354 Gskt.	31360 Gskt.	31377 Gskt.	31383 Gskt.	31391 Gskt.	31645 Gskt.	31722 Gskt.	35119 Insl.	35120 Insl.	35129 Bolt Kit	35460 Insl.		

NOT LEGAL FOR SALE IN STATE OF CALIFORNIA  
IN NEW YORK STATE, CONVERTERS LISTED ARE LEGAL FOR FEDERAL/EPA EMISSION VEHICLES ONLY

21 Cut 2" off Outlet.  
37 Fits All Emissions Vehicles.

259 Optional Part Number - Extra Precious Metal Loading.

GENERAL INFORMATION

PASSENGER CAR

LIGHT TRUCK

MUFFLER SPECS.

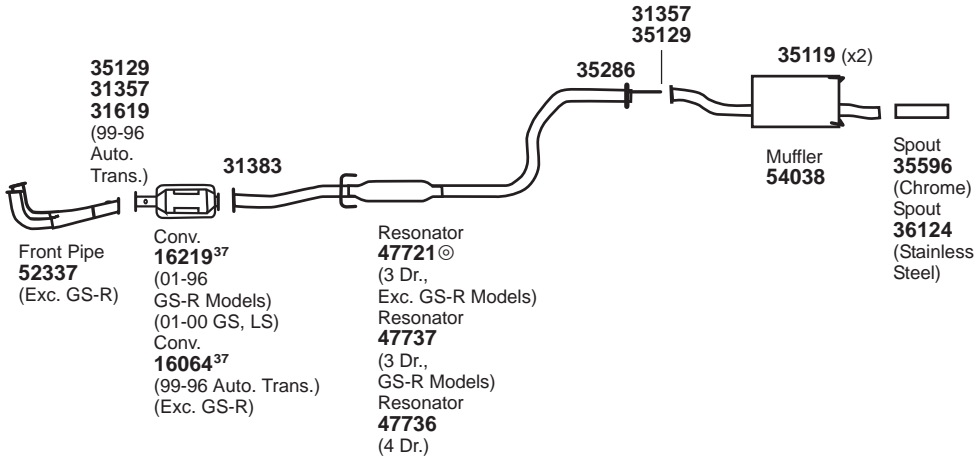
OPTIONAL MUFFLERS

ACCESSORIES

FOOTNOTES

# ACURA Integra

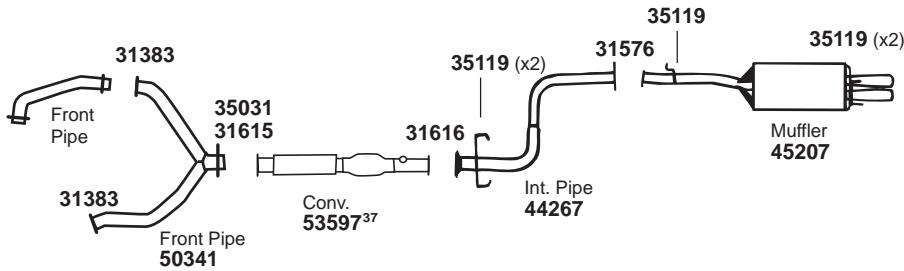
(5) 2001-96 4 CYL. INTEGRA w/1.8L ENG. (EXC. TYPE-R)



For 16064: Univ. Conv. 93251#  
 For 16219: Univ. Conv. 93241#  
 For 54038: SoundFX 18860

# ACURA RL

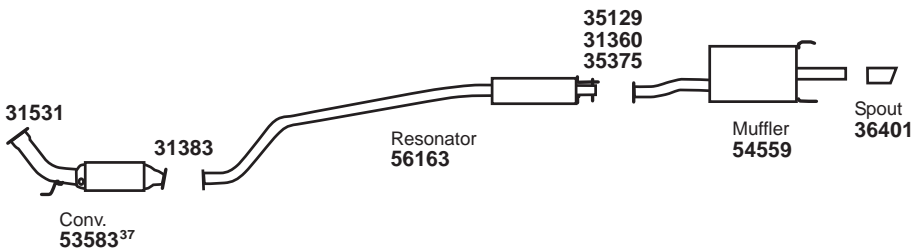
(6) 2004-96 6 CYL. RL w/3.5L ENG.



For 53597: Univ. Conv. 93268#

# ACURA RSX

(7) 2006-02 4 CYL. RSX w/2.0L ENG. (EXC. TYPE S)



For 53583: Univ. Conv. 93267#

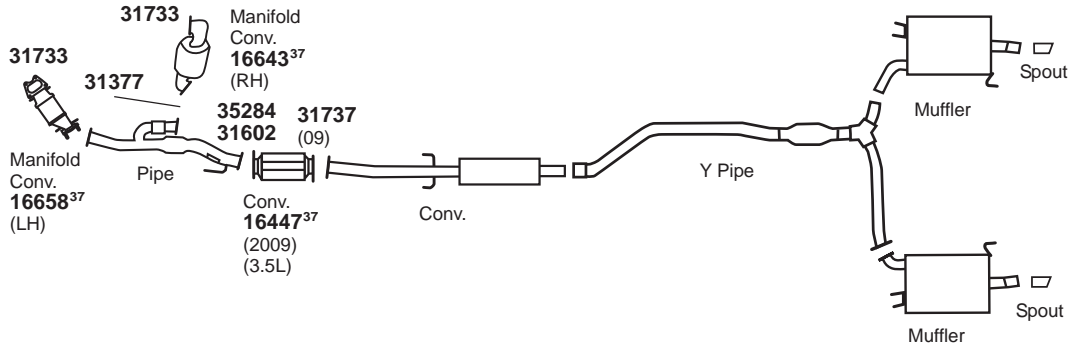
31357 Gskt.	31360 Gskt.	31383 Gskt.	31531 Gskt.	31576 Gskt.	31615 Gskt.	31616 Gskt.	31619 Gskt.	35031 Stud Kit	35119 Insl.	35129 Bolt Kit	35286 Insl.	35375 Insulator	

NOT LEGAL FOR SALE IN STATE OF CALIFORNIA  
 IN NEW YORK STATE, CONVERTERS LISTED ARE LEGAL FOR FEDERAL/EPA EMISSION VEHICLES ONLY

Ⓞ Air Gap Pipe. Appearance may be different than O.E. Pipe. Air space between Pipes acts as a Heat Insulator.

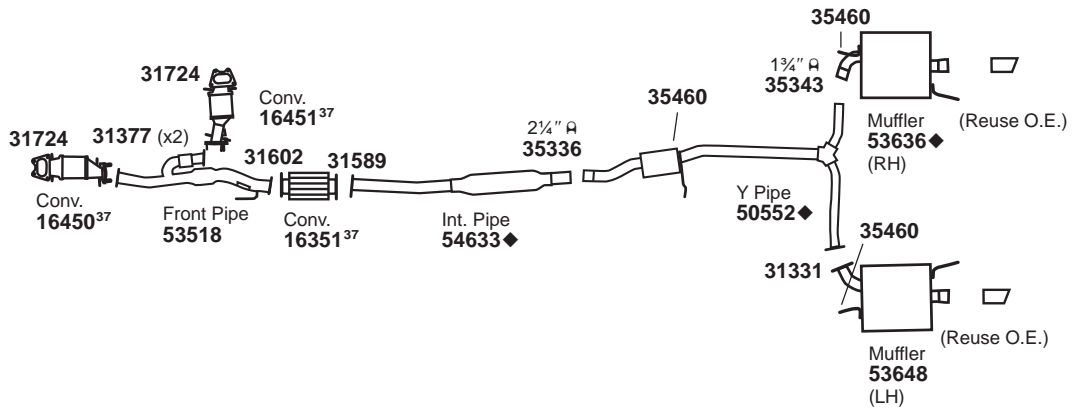
# Modifications and/or additional parts required.  
 37 Fits All Emissions Vehicles.

**(8) 2014-09 6 CYL. TL w/3.5L, 3.7L ENG.**



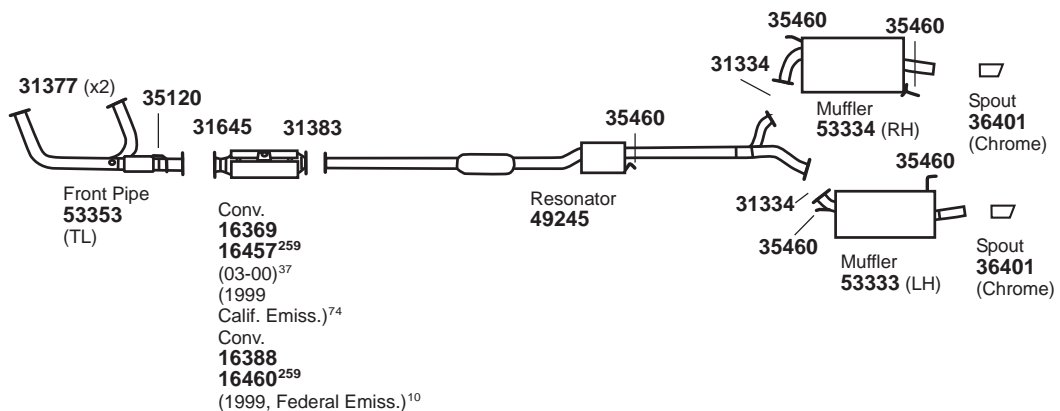
For 16447: Univ. Conv. 93253#

**(9) 2008-04 6 CYL. TL w/3.2L ENG.**



For 16351: Univ. Conv. 93253#

**(10) 2003-99 6 CYL. TL w/3.2L ENG.  
2003-02 6 CYL. TL S w/3.2L ENG.**



31331 Gskt.	31334 Gskt.	31377 Gskt.	31383 Gskt.	31589 Gskt.	31602 Gskt.	31645 Gskt.	31724 Gskt.	31733 Gskt.	31737 Gskt.	35120 Insl.	35284 Insl.	35460 Insl.	

**NOT LEGAL FOR SALE IN STATE OF CALIFORNIA  
IN NEW YORK STATE, CONVERTERS LISTED ARE LEGAL FOR FEDERAL/EPA EMISSION VEHICLES ONLY**

◆ If welded assembly, replace all required parts.  
# Modifications and/or additional parts required.  
10 Fits Federal/EPA Emission Vehicles.

37 Fits All Emissions Vehicles.  
74 Fits California/50 State Emission Vehicles.  
259 Optional Part Number - Extra Precious Metal Loading.

GENERAL INFORMATION

PASSENGER CAR

LIGHT TRUCK

MUFFLER SPECS.

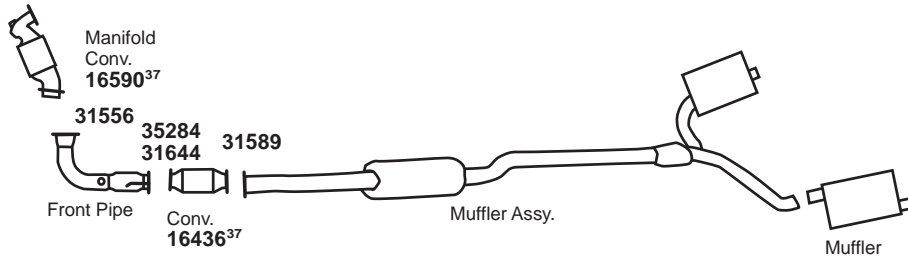
OPTIONAL MUFFLERS

ACCESSORIES

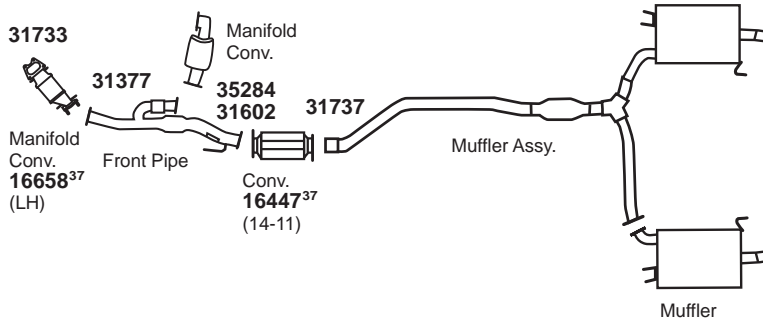
FOOTNOTES

# ACURA TSX

(11) 2014-09 4 CYL. TSX w/2.4L ENG.

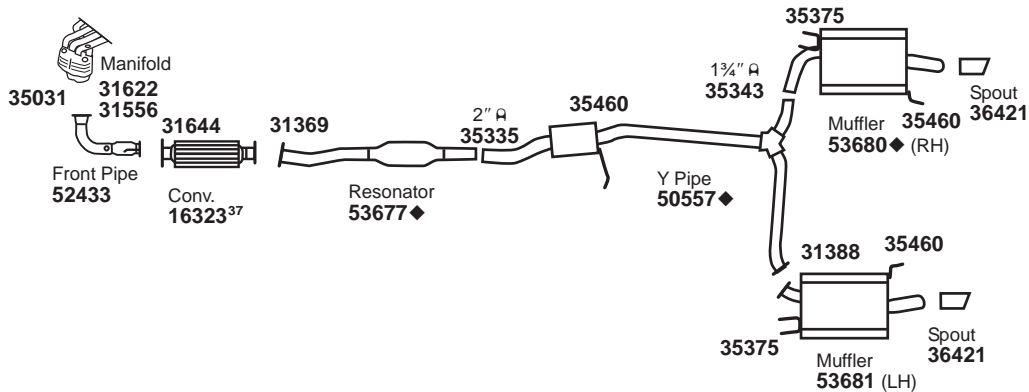


(12) 2014-10 6 CYL. TSX w/3.5L ENG.



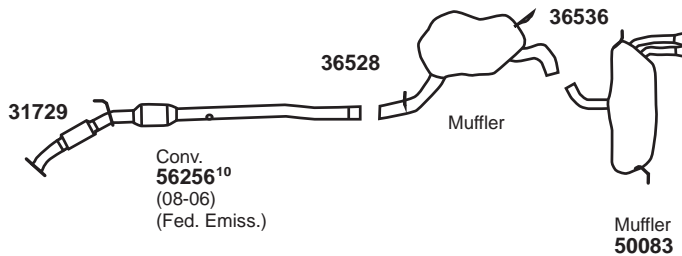
For 16447: Univ. Conv. 93253#

(13) 2008-04 4 CYL. TSX w/2.4L ENG.



# AUDI A3

(14) 2013-06 4 CYL. A3 w/2.0L ENG., Gas Eng. F.W.D.



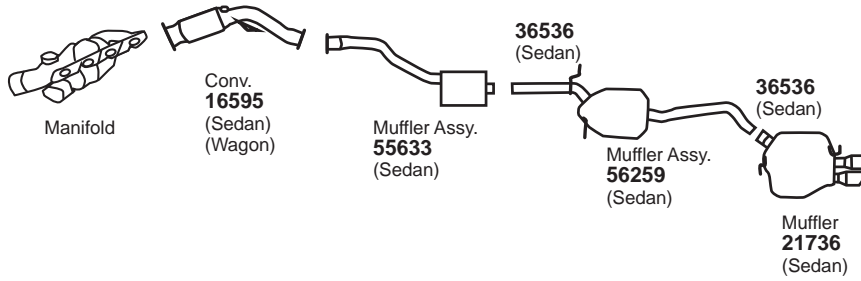
31369 Gskt.	31377 Gskt.	31388 Gskt.	31556 Gskt.	31589 Gskt.	31602 Gskt.	31622 Gskt.	31644 Gskt.	31729 Gskt.	31733 Gskt.	31737 Gskt.	35031 Stud Kit	35284 Insl.	35375 Insulator

NOT LEGAL FOR SALE IN STATE OF CALIFORNIA  
IN NEW YORK STATE, CONVERTERS LISTED ARE LEGAL FOR FEDERAL/EPA EMISSION VEHICLES ONLY

30 ♦ If welded assembly, replace all required parts.  
# Modifications and/or additional parts required.

10 Fits Federal/EPA Emission Vehicles.  
37 Fits All Emissions Vehicles.

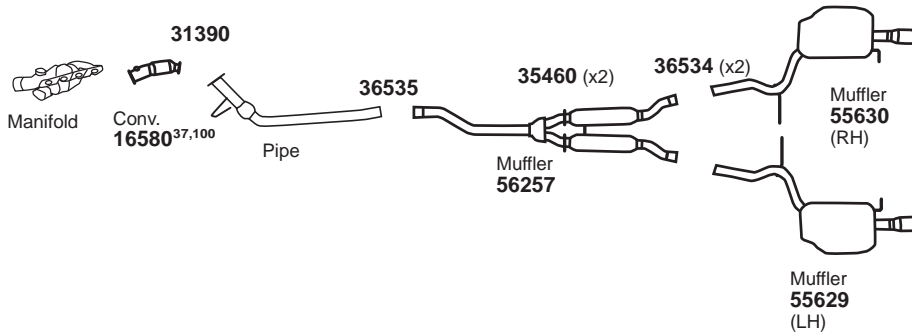
**(15) 2012-09 4 CYL. A4, A4 QUATTRO TURBOCHARGED w/2.0L ENG.**



GENERAL INFORMATION

PASSENGER CAR

**(16) 2008-05 4 CYL. A4 QUATTRO w/2.0L ENG.  
2009 4 CYL. A4 QUATTRO CABRIOLET w/2.0L ENG.**

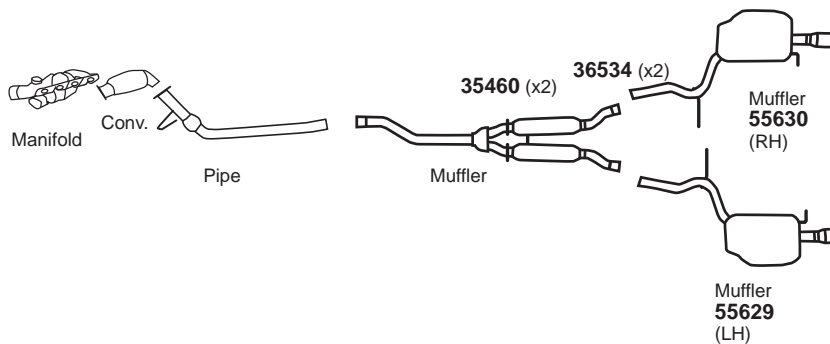


LIGHT TRUCK

MUFFLER SPECS.

OPTIONAL MUFFLERS

**(17) 2008-05 6 CYL. A4 QUATTRO w/3.2L ENG.  
2009 6 CYL. A4 QUATTRO CABRIOLET w/3.2L ENG.**



ACCESSORIES

FOOTNOTES

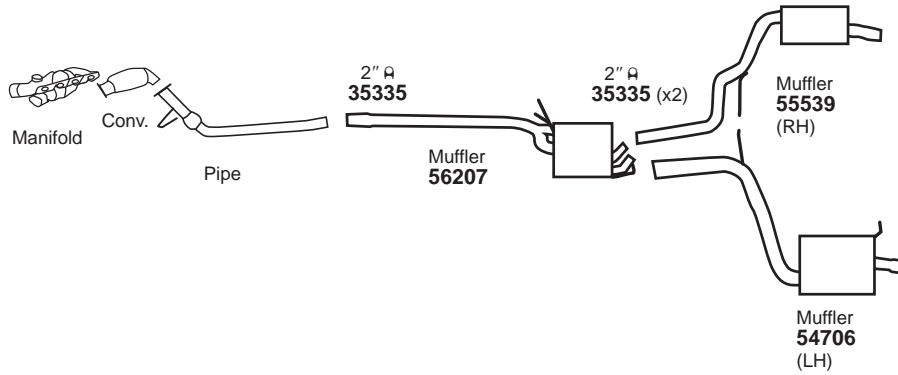
31390 Gskt.	35460 Insl.	36534 Clamp	36535 Clamp	36536 Clamp									

NOT LEGAL FOR SALE IN STATE OF CALIFORNIA  
IN NEW YORK STATE, CONVERTERS LISTED ARE LEGAL FOR FEDERAL/EPA EMISSION VEHICLES ONLY

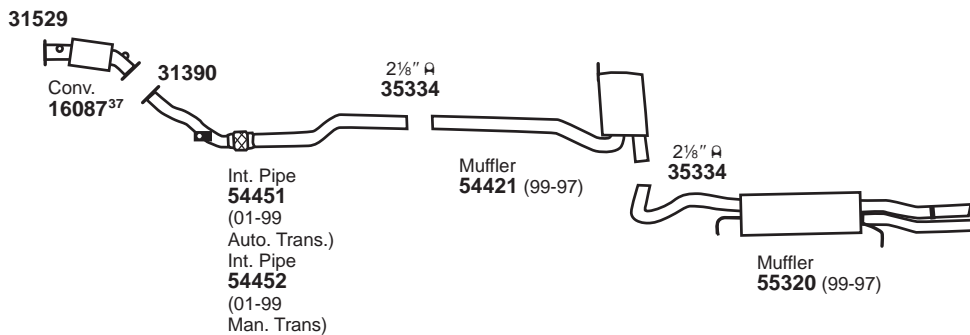


# AUDI A4

(18) 2008-05 4 CYL. A4 w/2.0L ENG. (EXC. QUATTRO)

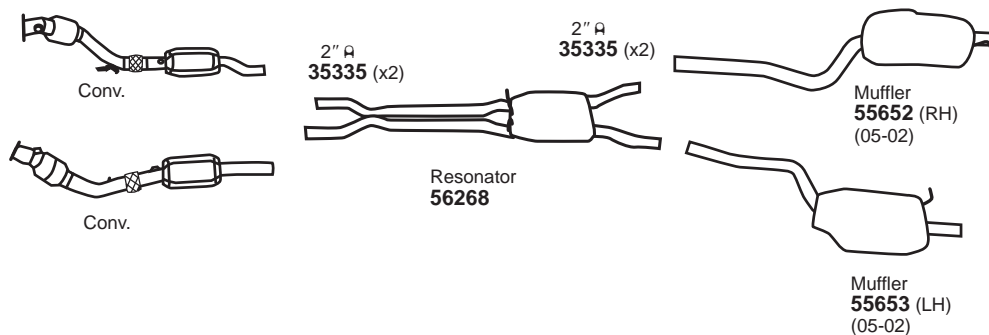


(19) 2006-97 4 CYL. A4 w/1.8L ENG., F.W.D.



For 16087: Univ. Conv. 93271#

(20) 2006-02 6 CYL. A4 QUATTRO w/3.0L ENG.

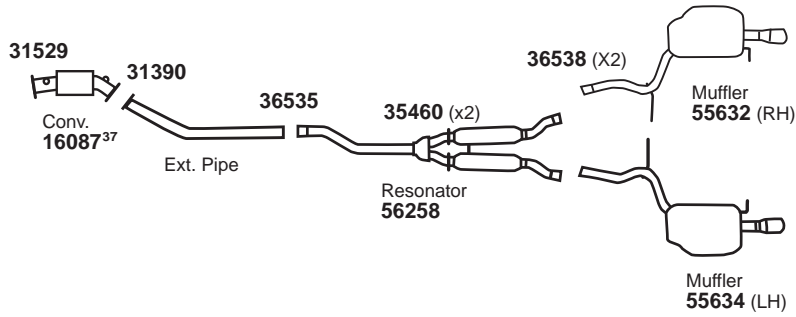


31390 Gskt.	31529 Gskt.												

NOT LEGAL FOR SALE IN STATE OF CALIFORNIA  
IN NEW YORK STATE, CONVERTERS LISTED ARE LEGAL FOR FEDERAL/EPA EMISSION VEHICLES ONLY

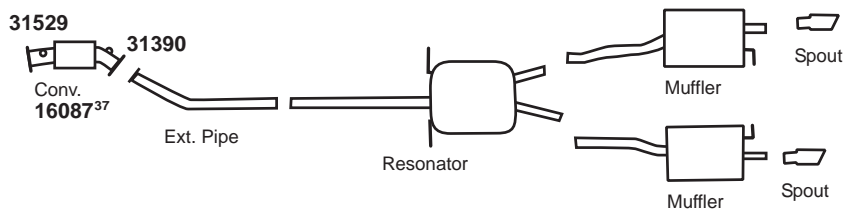
# AUDI A4

(21) 2005-02 4 CYL. A4 QUATTRO, A4 QUATTRO AVANT w/1.8L ENG.



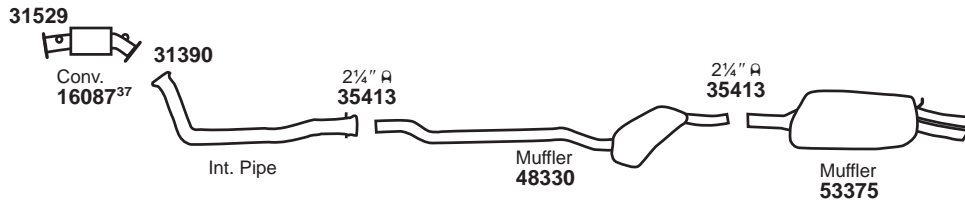
For 16087: Univ. Conv. 93271#

(22) 2004 4 CYL. A4 QUATTRO CABRIOLET w/1.8L ENG.



For 16087: Univ. Conv. 93271#

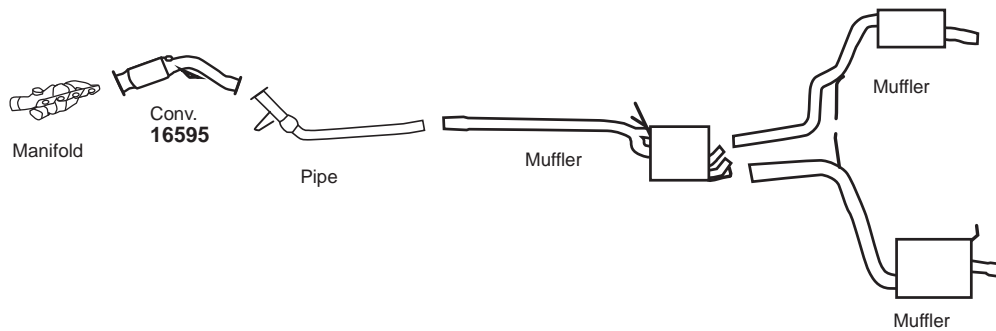
(23) 2001-97 4 CYL. A4 QUATTRO w/1.8L TURBO ENG.  
2001-99 4 CYL. A4 QUATTRO AVANT w/1.8L TURBO ENG.



For 16087: Univ. Conv. 93271#

# AUDI A5

(24) 2011-10 4 CYL. A5, A5 QUATTRO w/2.0L ENG.



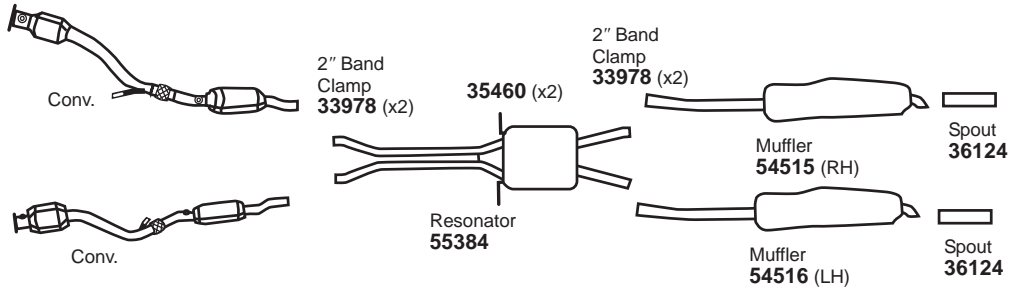
31390 Gskt.	31529 Gskt.	35460 Insl.	36535 Clamp	36538 Clamp									

NOT LEGAL FOR SALE IN STATE OF CALIFORNIA  
IN NEW YORK STATE, CONVERTERS LISTED ARE LEGAL FOR FEDERAL/EPA EMISSION VEHICLES ONLY

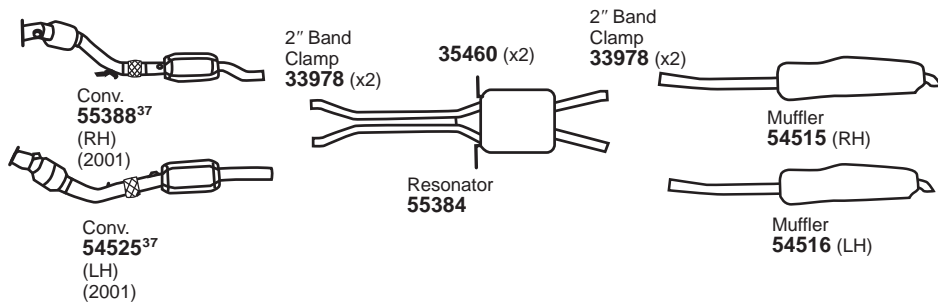
GENERAL INFORMATION  
PASSENGER CAR  
LIGHT TRUCK  
MUFFLER SPECS.  
OPTIONAL MUFFLERS  
ACCESSORIES  
FOOTNOTES

# AUDI A6

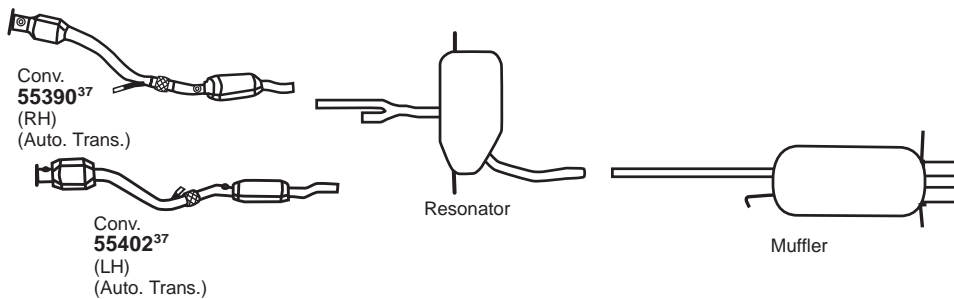
## (25) 2004-02 6 CYL. A6 QUATTRO w/3.0L ENG.



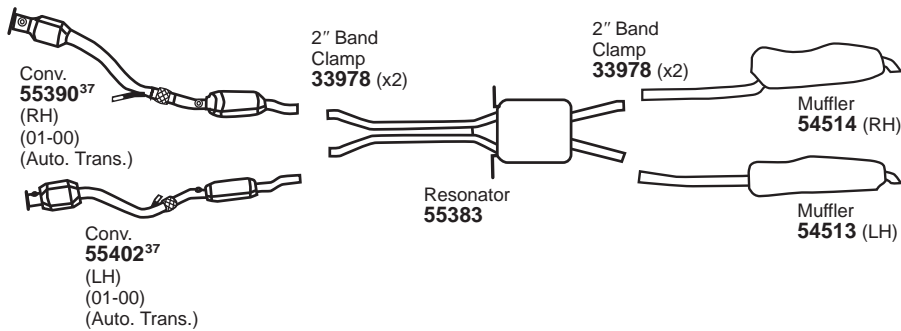
## (26) 2002-00 6 CYL. A6 QUATTRO w/2.7L TURBO ENG.



## (27) 2001-00 6 CYL. A6 w/2.8L ENG.



## (28) 2001-98 6 CYL. A6 QUATTRO, QUATTRO AVANT w/2.8L ENG.

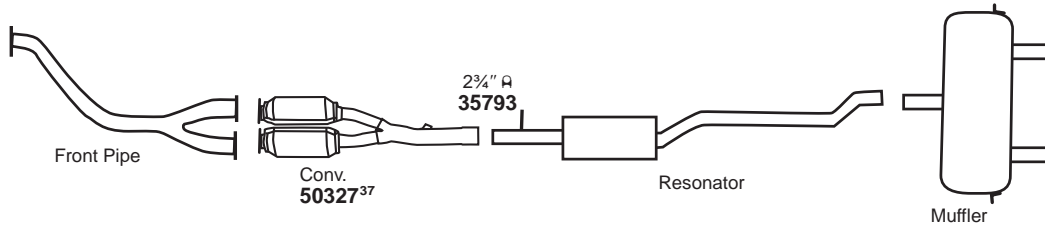


35460 Insl.																			
----------------	--	--	--	--	--	--	--	--	--	--	--	--	--	--	--	--	--	--	--

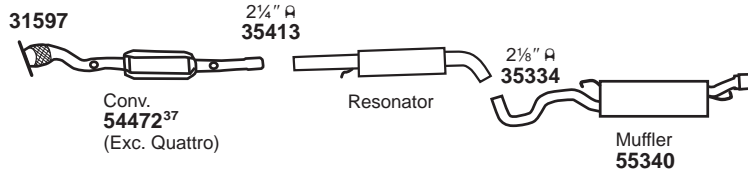
NOT LEGAL FOR SALE IN STATE OF CALIFORNIA  
 IN NEW YORK STATE, CONVERTERS LISTED ARE LEGAL FOR FEDERAL/EPA EMISSION VEHICLES ONLY

# AUDI TT

(29) 2006-01 4 CYL. TT QUATTRO w/1.8L ENG, A.W.D., ENG CODES AMU & BEA



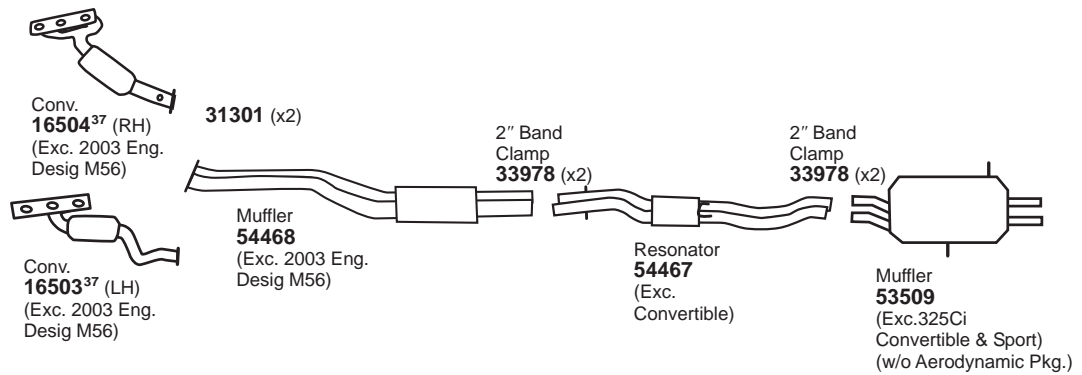
(30) 2006-00 4 CYL. TT w/1.8L TURBO ENG. F.W.D.



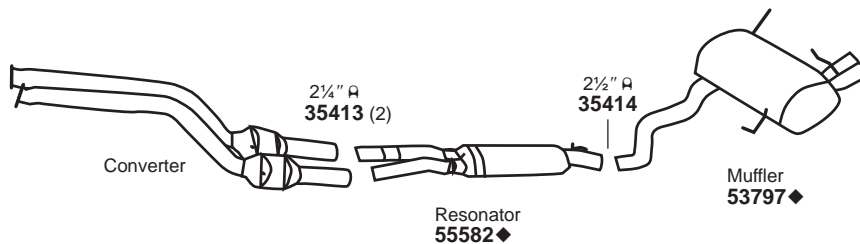
For 54472: Univ. Conv. 93256#

# BMW 325

(31) 2006-01 6 CYL. 325ci w/2.5L ENG.



(32) 2006 6 CYL. 325i w/3.0L ENG.  
2006 6 CYL. 325xi w/3.0L ENG.



**NOTE:** To connect 55582 to O.E. Converter:  
1) Cut O.E. pipes 6" behind end of converters.  
2) 55582 slips over O.E. pipe  
3) Secure with clamps.

31301 Gskt. 	31597 Gskt. 																		
--------------------	--------------------	--	--	--	--	--	--	--	--	--	--	--	--	--	--	--	--	--	--

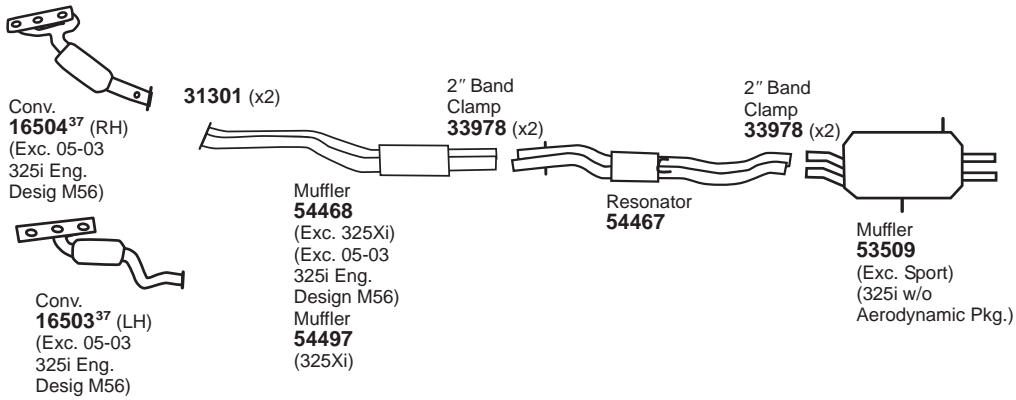
NOT LEGAL FOR SALE IN STATE OF CALIFORNIA  
IN NEW YORK STATE, CONVERTERS LISTED ARE LEGAL FOR FEDERAL/EPA EMISSION VEHICLES ONLY

◆ If welded assembly, replace all required parts.  
# Modifications and/or additional parts required.  
37 Fits All Emissions Vehicles.

GENERAL INFORMATION  
PASSENGER CAR  
LIGHT TRUCK  
MUFFLER SPECS.  
OPTIONAL MUFFLERS  
ACCESSORIES  
FOOTNOTES

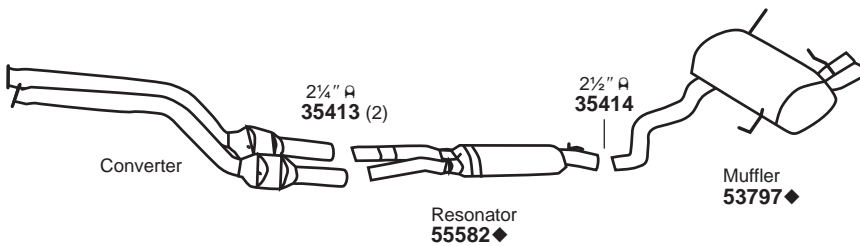
# BMW 325

(33) 2005-01 6 CYL. 325i, 325xi w/2.5L ENG.



# BMW 328

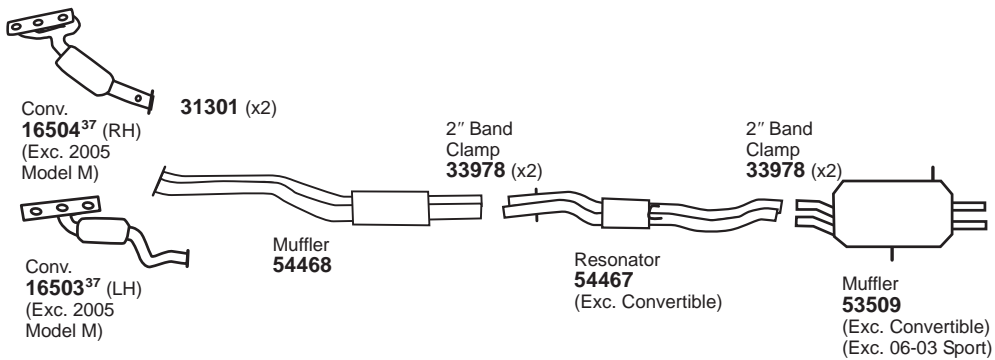
(34) 2009 6 CYL. 328i XDRIVE w/3.0L ENG.  
 2009-07 6 CYL. 328i w/3.0L ENG.  
 2008-07 6 CYL. 328xi w/3.0L ENG.



NOTE: To connect 55582 to O.E. Converter:  
 1) Cut O.E. pipes 6" behind end of converters.  
 2) 55582 slips over O.E. pipe  
 3) Secure with clamps.

# BMW 330

(35) 2006-01 6 CYL. 330ci COUPE w/3.0L ENG.  
 2005-01 6 CYL. 330i w/3.0L ENG.



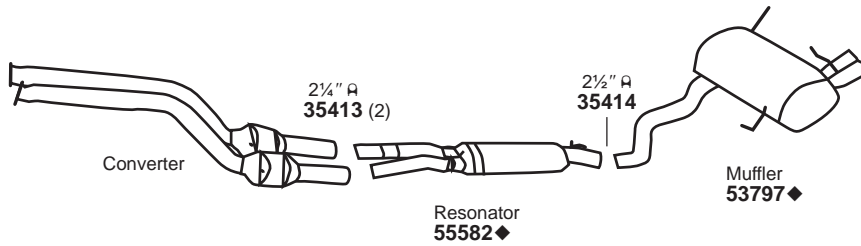
31301 Gskt.																				

NOT LEGAL FOR SALE IN STATE OF CALIFORNIA  
 IN NEW YORK STATE, CONVERTERS LISTED ARE LEGAL FOR FEDERAL/EPA EMISSION VEHICLES ONLY



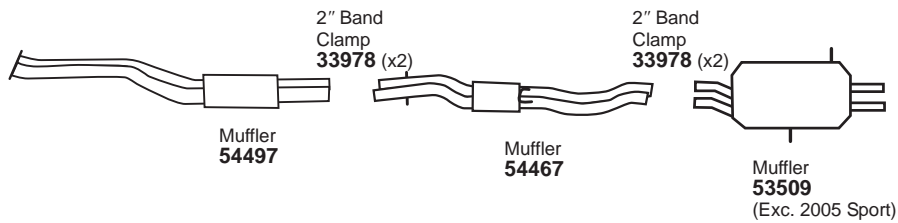
# BMW 330

- (36) 2006 6 CYL. 330i w/3.0L ENG.  
2006 6 CYL. 330xi w/3.0L ENG.



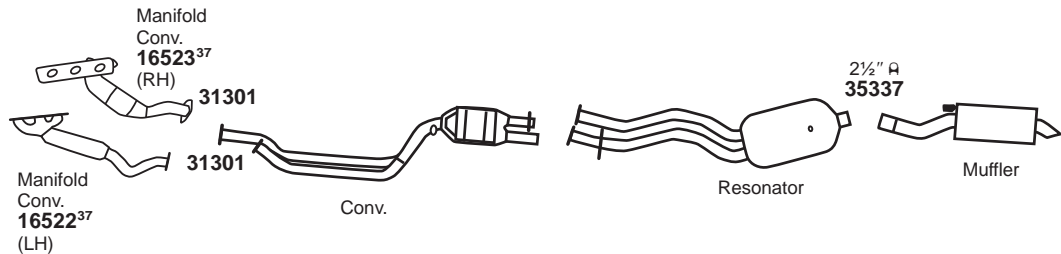
**NOTE: To connect 55582 to O.E. Converter:**  
1) Cut O.E. pipes 6" behind end of converters.  
2) 55582 slips over O.E. pipe  
3) Secure with clamps.

- (37) 2005-01 6 CYL. 330Xi w/3.0L



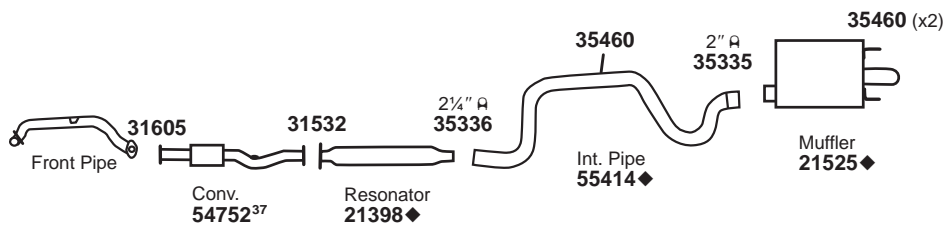
# BMW 525

- (38) 2003-01 6 CYL. 525i SEDAN w/2.5L ENG. (EXC. SPORT)



# BUICK Allure

- (39) 2007-05 6 CYL. ALLURE w/3.8L ENG., CANADA ONLY



31301 Gskt.	31532 Gskt.	31605 Gskt.	35460 Insl.										

NOT LEGAL FOR SALE IN STATE OF CALIFORNIA  
IN NEW YORK STATE, CONVERTERS LISTED ARE LEGAL FOR FEDERAL/EPA EMISSION VEHICLES ONLY

◆ If welded assembly, replace all required parts.

37 Fits All Emissions Vehicles.

GENERAL INFORMATION

PASSENGER CAR

LIGHT TRUCK

MUFFLER SPECS.

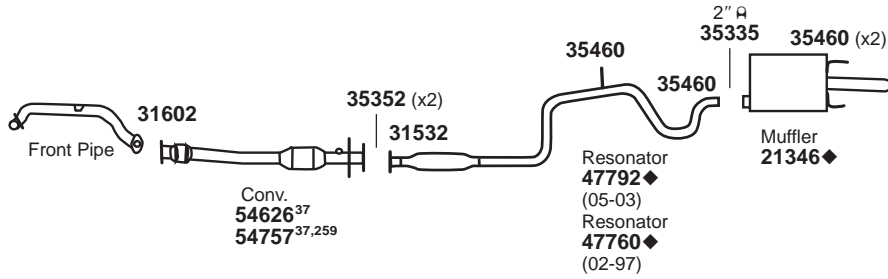
OPTIONAL MUFFLERS

ACCESSORIES

FOOTNOTES

# BUICK Century

(40) 2005-97 6 CYL. CENTURY w/3.1L ENG.

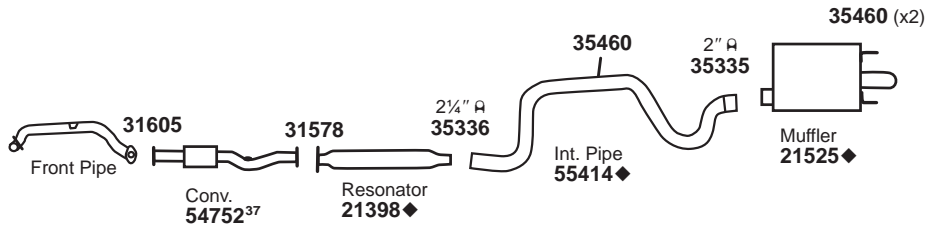


For 21346: SoundFX 18895  
For 54626: Univ. Conv. 93252#

Univ. SoundFX 18102#

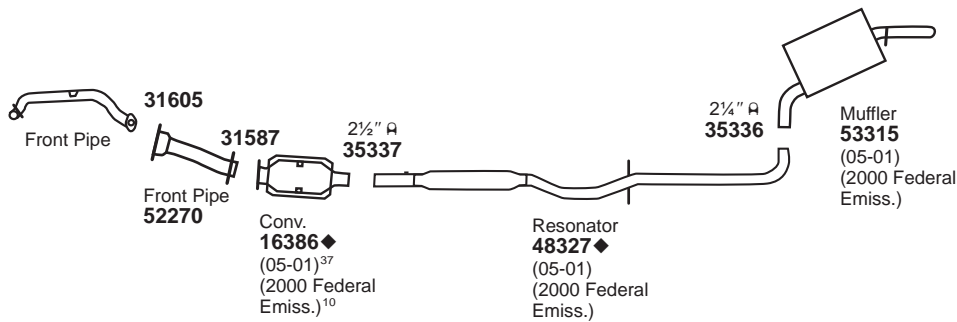
# BUICK LaCrosse

(41) 2009-05 6 CYL. LACROSSE w/3.8L ENG.



# BUICK LeSabre

(42) 2005-00 6 CYL. LESABRE CUSTOM, LIMITED w/3.8L ENG.



**NOTE: To connect resonator 48327 to O.E. converter:**  
1) Cut original resonator 2 1/4" downstream of resonator-to-converter weld.  
2) Overlap 48327 onto remaining stub on converter outlet.

For 53315: SoundFX 18945

31532 Gskt.	31578 Gskt.	31587 Gskt.	31602 Gskt.	31605 Gskt.	35352 Insl.	35460 Insl.									

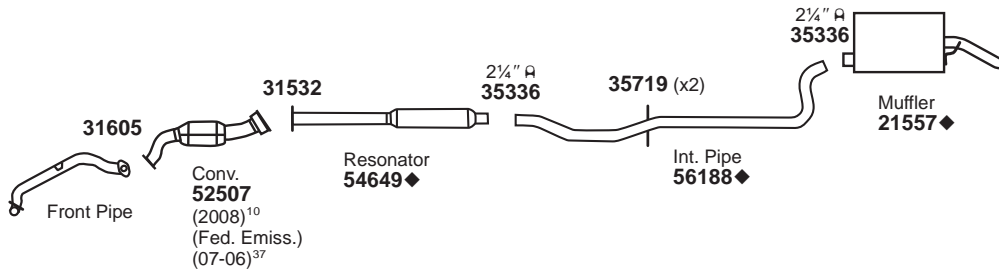
NOT LEGAL FOR SALE IN STATE OF CALIFORNIA  
IN NEW YORK STATE, CONVERTERS LISTED ARE LEGAL FOR FEDERAL/EPA EMISSION VEHICLES ONLY

◆ If welded assembly, replace all required parts.  
# Modifications and/or additional parts required.  
10 Fits Federal/EPA Emission Vehicles.

37 Fits All Emissions Vehicles.  
259 Optional Part Number - Extra Precious Metal Loading.

# BUICK Lucerne

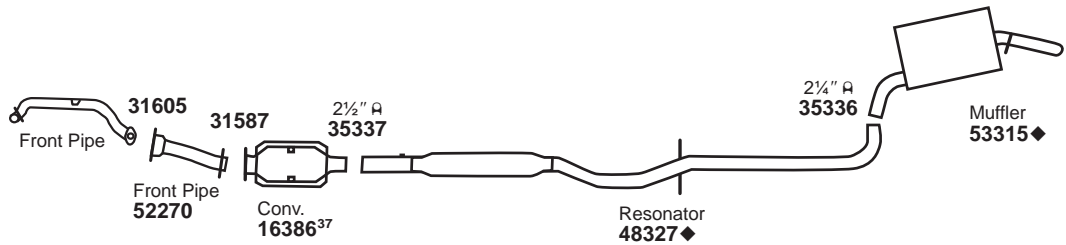
(43) 2008 6 CYL. LUCERNE CX w/3.8L ENG.  
2007-06 6 CYL. LUCERNE CX, CXL w/3.8L ENG.



For 21557: Super Turbo 17731# Ultra Flo SS 17282#

# BUICK Park Avenue

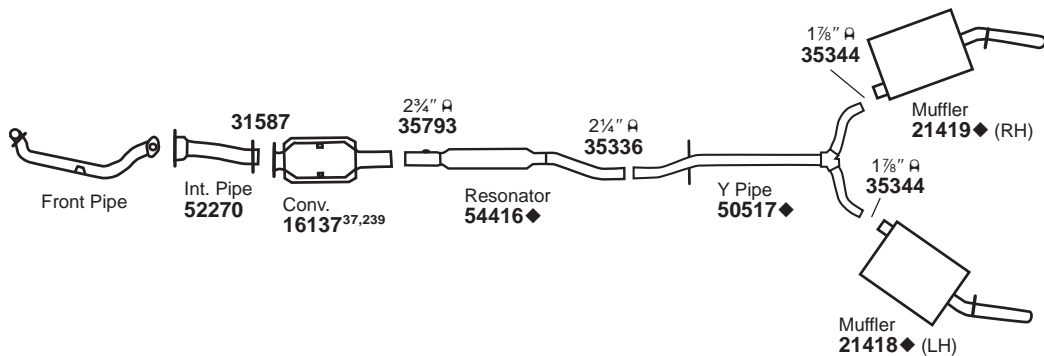
(44) 2005-00 6 CYL. PARK AVENUE w/3.8L ENG. (EXC. SUPERCHARGER)



NOTE: To connect resonator 48327 to O.E. converter:  
1) Cut original resonator 2 1/4" downstream of resonator-to-converter weld.  
2) Overlap 48327 onto remaining stub on converter outlet.

For 53315: SoundFX 18945

(45) 2002-00 6 CYL. PARK AVENUE ULTRA w/3.8L SUPERCHARGED ENG.



NOTE: To connect 54416 to O.E. converter:  
1) Cut at appropriate location.  
2) Overlap 54416 onto remaining stub on converter outlet.

For 16137: Univ. Conv. 93304#

31532 Gskt.	31587 Gskt.	31605 Gskt.	35719 Insl.										

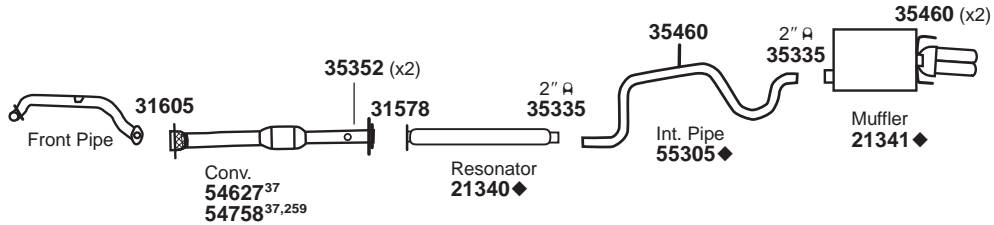
NOT LEGAL FOR SALE IN STATE OF CALIFORNIA  
IN NEW YORK STATE, CONVERTERS LISTED ARE LEGAL FOR FEDERAL/EPA EMISSION VEHICLES ONLY

◆ If welded assembly, replace all required parts.  
# Modifications and/or additional parts required.  
10 Fits Federal/EPA Emission Vehicles.  
37 Fits All Emissions Vehicles.  
239 Use adaptor 41968 when installing 16137 converter to O.E. Resonator.

GENERAL INFORMATION  
PASSENGER CAR  
LIGHT TRUCK  
MUFFLER SPECS.  
OPTIONAL MUFFLERS  
ACCESSORIES  
FOOTNOTES

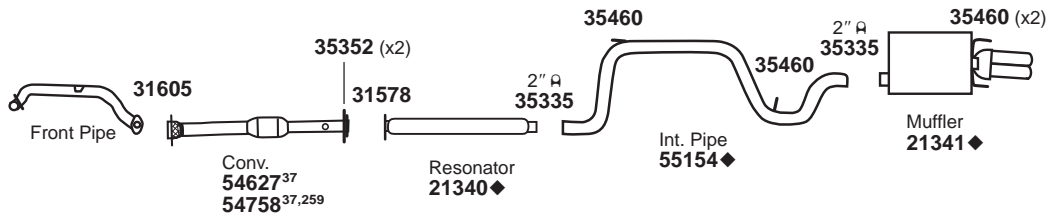
# BUICK Regal

(46) 2004-03 6 CYL. REGAL GS, LS w/3.8L ENG.



For 21341: SoundFX 18820  
 For 54627: Univ. Conv. 93253#

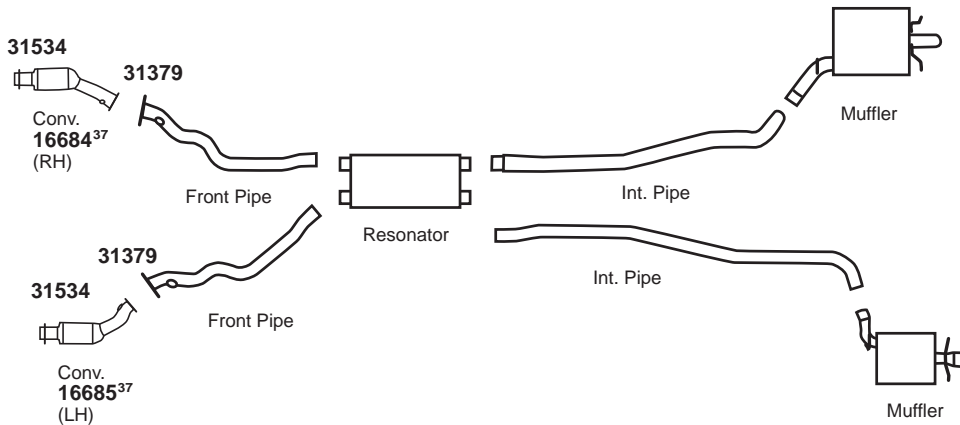
(47) 2002-97 6 CYL. REGAL w/3.8L ENG.



For 21341: SoundFX 18820  
 For 54627: Univ. Conv. 93253#

# CADILLAC CTS

(48) 2011-10 6 CYL. CTS w/3.6L ENG.  
 2009-08 6 CYL. CTS w/3.6L ENG. VIN V



31379 Gskt.	31534 Gskt.	31578 Gskt.	31605 Gskt.	35352 Insl.	35460 Insl.								

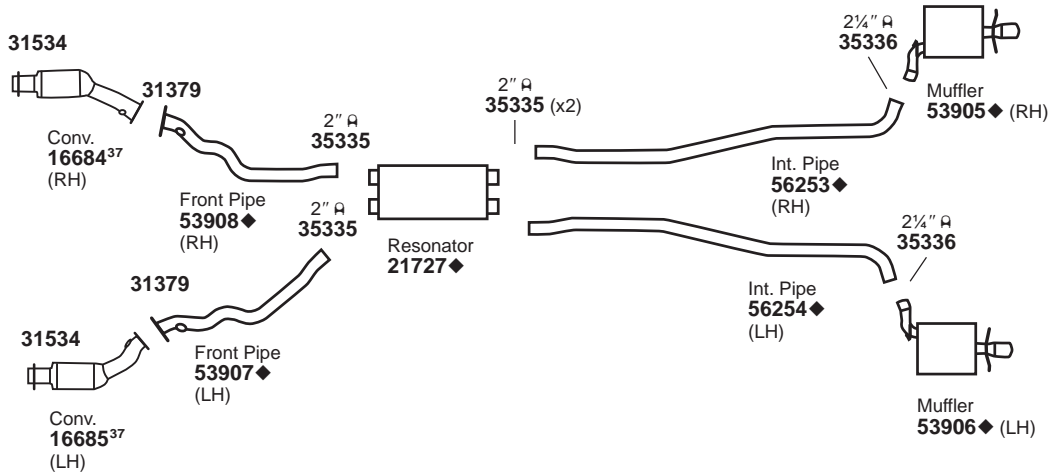
NOT LEGAL FOR SALE IN STATE OF CALIFORNIA  
 IN NEW YORK STATE, CONVERTERS LISTED ARE LEGAL FOR FEDERAL/EPA EMISSION VEHICLES ONLY

◆ If welded assembly, replace all required parts.  
 # Modifications and/or additional parts required.

37 Fits All Emissions Vehicles.  
 259 Optional Part Number - Extra Precious Metal Loading.

# CADILLAC CTS

(49) 2009-08 6 CYL. CTS w/3.6L ENG., VIN 7

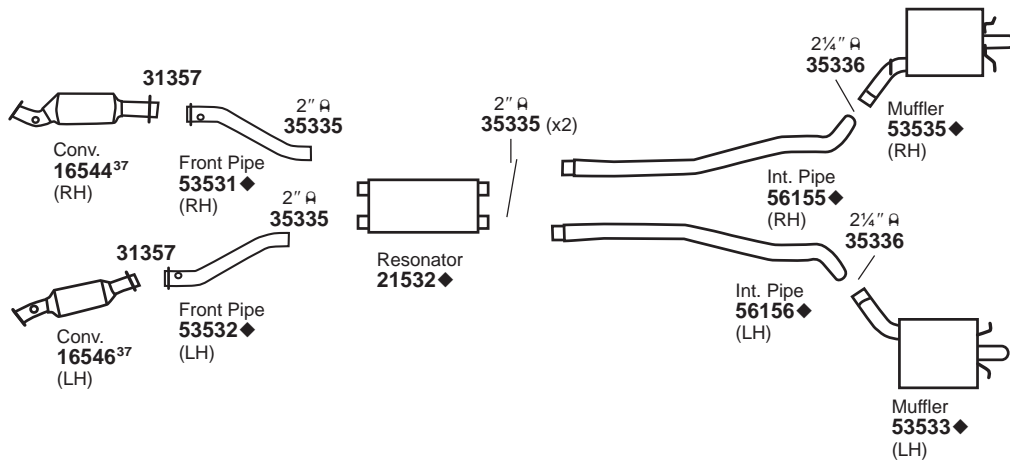


GENERAL INFORMATION

PASSENGER CAR

LIGHT TRUCK

(50) 2007-04 6 CYL. CTS w/3.6L ENG.

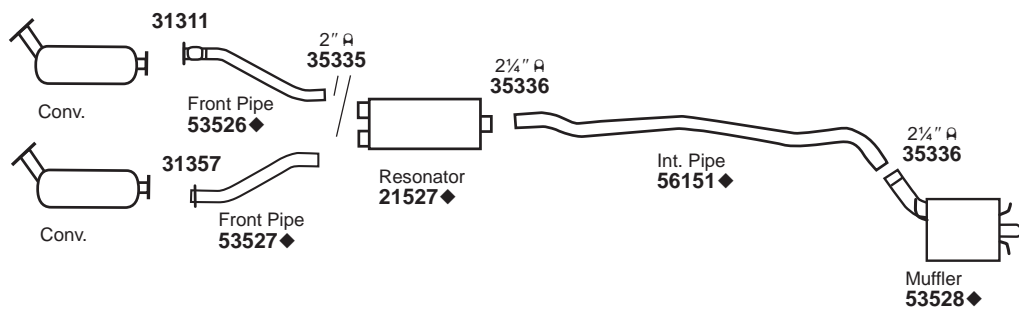


MUFFLER SPECS.

OPTIONAL MUFFLERS

ACCESSORIES

(51) 2004-03 6 CYL. CTS w/3.2L ENG., AUTOMATIC TRANS.



FOOTNOTES

31311 Gskt.	31357 Gskt.	31379 Gskt.	31534 Gskt.										

NOT LEGAL FOR SALE IN STATE OF CALIFORNIA  
IN NEW YORK STATE, CONVERTERS LISTED ARE LEGAL FOR FEDERAL/EPA EMISSION VEHICLES ONLY

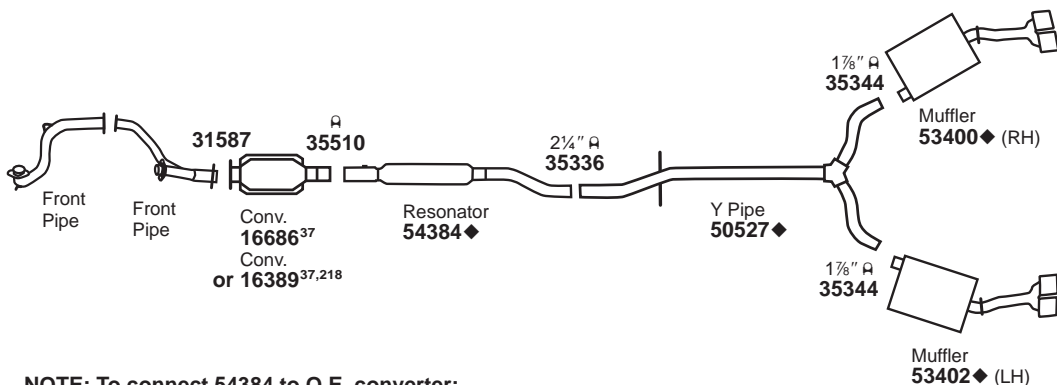
◆ If welded assembly, replace all required parts.

37 Fits All Emissions Vehicles.



# CADILLAC DeVille

(52) 2005-00 8 CYL. DEVILLE, DHS, DTS w/4.6L ENG.

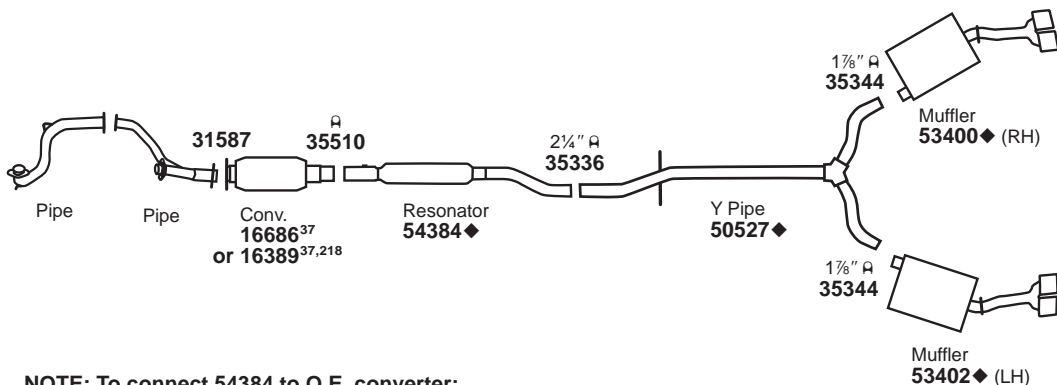


NOTE: To connect 54384 to O.E. converter:

- 1) Cut at appropriate location.
- 2) Overlap 54384 onto remaining stub on converter outlet.

# CADILLAC DTS

(53) 2008-06 8 CYL. DTS w/4.6L ENG. (EXC. 2008 L MODEL)

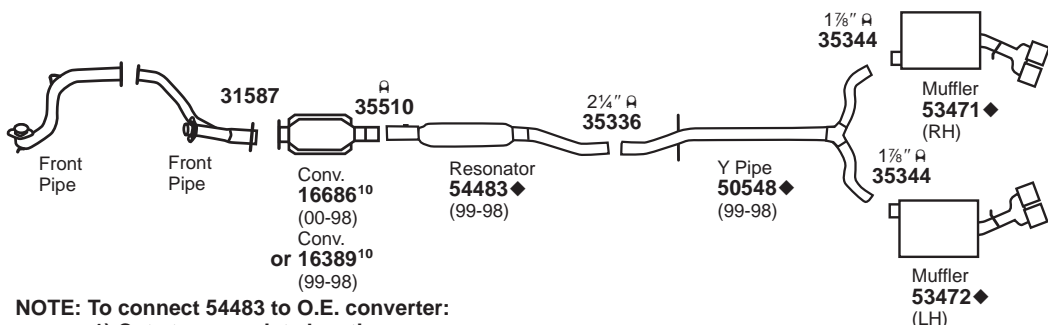


NOTE: To connect 54384 to O.E. converter:

- 1) Cut at appropriate location.
- 2) Overlap 54384 onto remaining stub on converter outlet.

# CADILLAC Seville

(54) 2003-98 8 CYL. SEVILLE STS w/4.6L ENG. FEDERAL EMISSIONS



NOTE: To connect 54483 to O.E. converter:

- 1) Cut at appropriate location.
- 2) Overlap 54483 onto remaining stub on converter outlet.

31587 Gskt.														
----------------	--	--	--	--	--	--	--	--	--	--	--	--	--	--

NOT LEGAL FOR SALE IN STATE OF CALIFORNIA  
 IN NEW YORK STATE, CONVERTERS LISTED ARE LEGAL FOR FEDERAL/EPA EMISSION VEHICLES ONLY

◆ If welded assembly, replace all required parts.

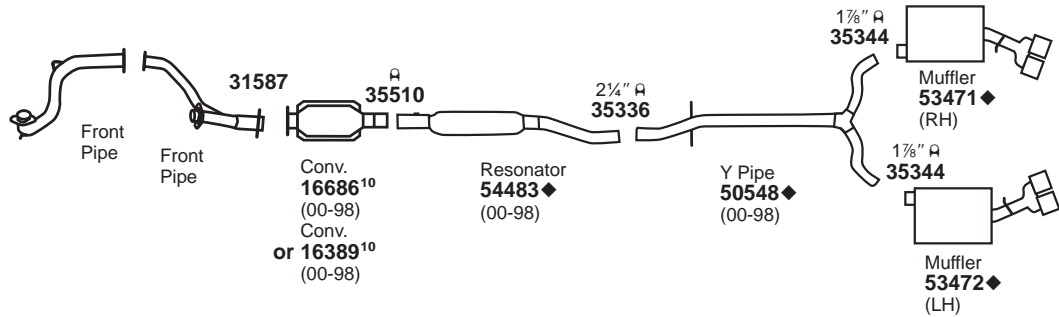
10 Fits Federal/EPA Emission Vehicles.

37 Fits All Emissions Vehicles.

218 Adapter included in carton to be used to connect Converter to O.E. exhaust.

# CADILLAC Seville

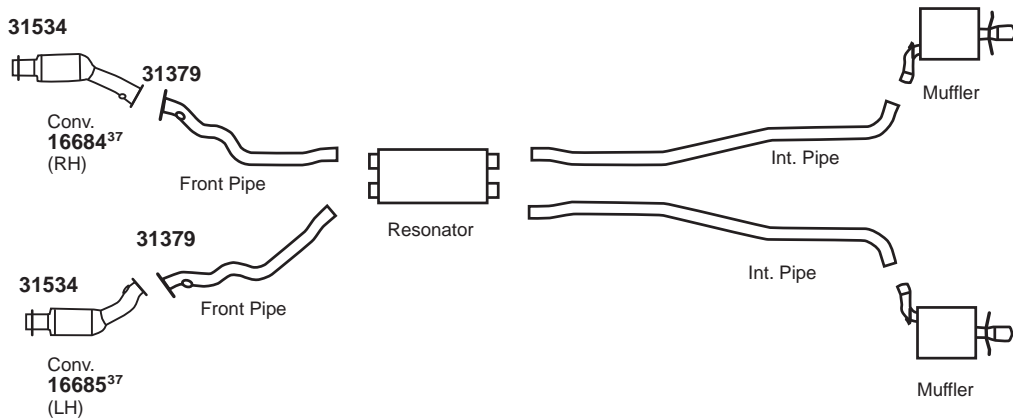
(55) 2001-98 8 CYL. SEVILLE SLS w/4.6L ENG. FEDERAL EMISSIONS



GENERAL INFORMATION  
PASSENGER CAR  
LIGHT TRUCK

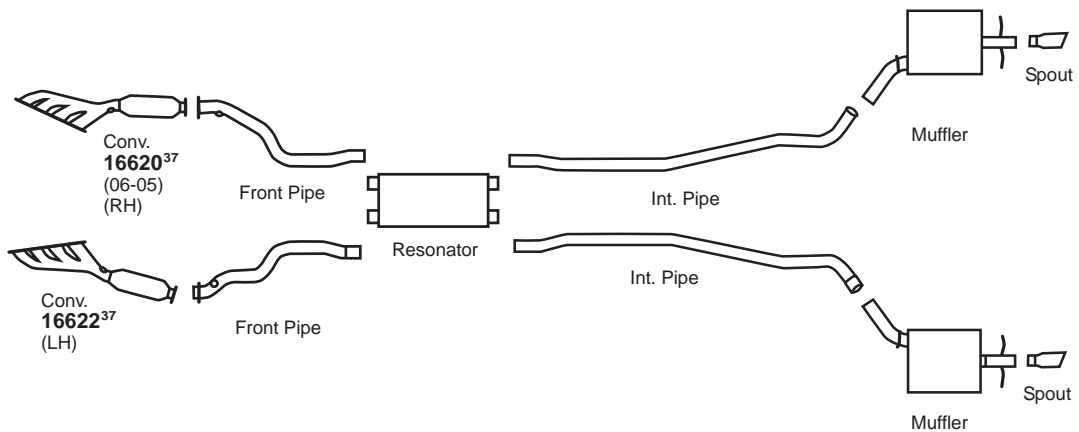
# CADILLAC STS

(56) 2011-08 6 CYL. STS w/3.6L ENG.



MUFFLER SPECS.  
OPTIONAL MUFFLERS  
ACCESSORIES

(57) 2010-05 8 CYL. STS w/4.6L ENG.



FOOTNOTES

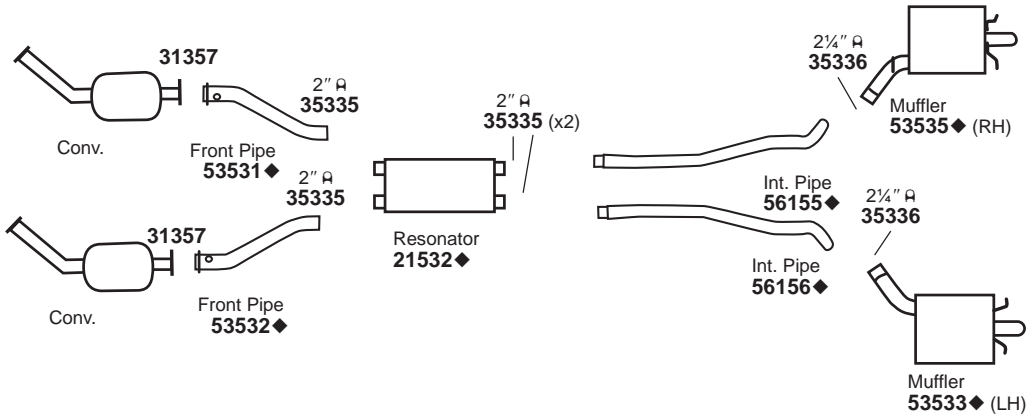
31379 Gskt.	31534 Gskt.	31587 Gskt.																	

NOT LEGAL FOR SALE IN STATE OF CALIFORNIA  
IN NEW YORK STATE, CONVERTERS LISTED ARE LEGAL FOR FEDERAL/EPA EMISSION VEHICLES ONLY

◆ If welded assembly, replace all required parts. 57 Fits All Emissions Vehicles.  
10 Fits Federal/EPA Emission Vehicles.

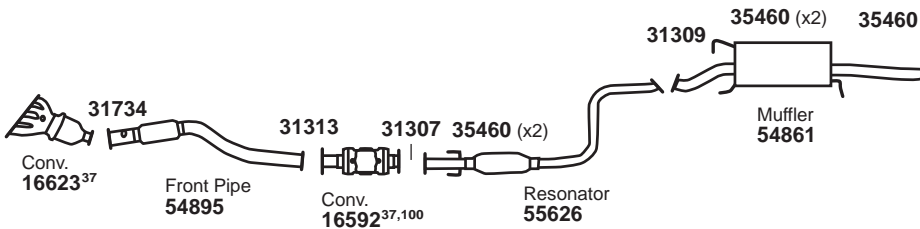
# CADILLAC STS

(58) 2007-05 6 CYL. STS w/3.6L ENG.

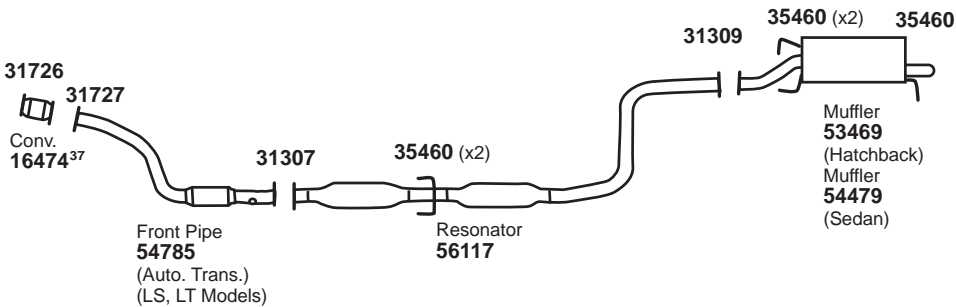


# CHEVROLET Aveo

(59) 2011-09 4 CYL. AVEO LS, LT w/1.6L ENG.

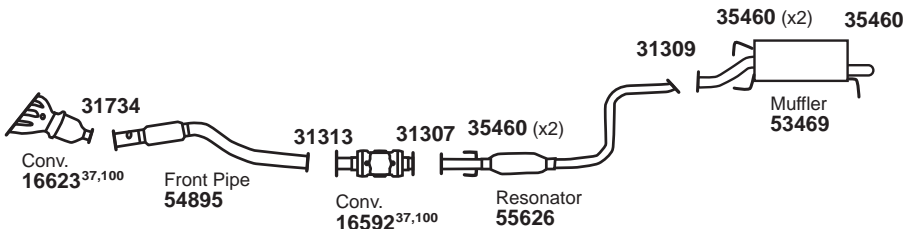


(60) 2008-04 4 CYL. AVEO LS, LT w/1.6L ENG.  
2006-05 4 CYL. AVEO SPECIAL VALUE w/1.6L ENG.



# CHEVROLET Aveo5

(61) 2011-09 4 CYL. AVEO5 w/1.6L ENG.



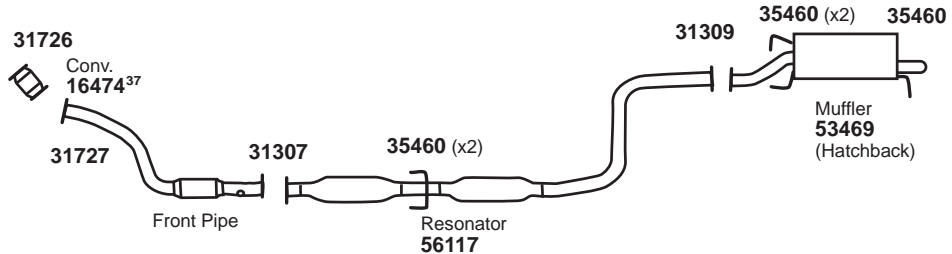
31307 Gskt.	31309 Gskt.	31313 Gskt.	31357 Gskt.	31726 Gskt.	31727 Gskt.	31734 Gskt.	35460 Insl.						

NOT LEGAL FOR SALE IN STATE OF CALIFORNIA  
IN NEW YORK STATE, CONVERTERS LISTED ARE LEGAL FOR FEDERAL/EPA EMISSION VEHICLES ONLY

44 ♦ If welded assembly, replace all required parts.  
37 Fits All Emissions Vehicles.

# CHEVROLET Aveo5

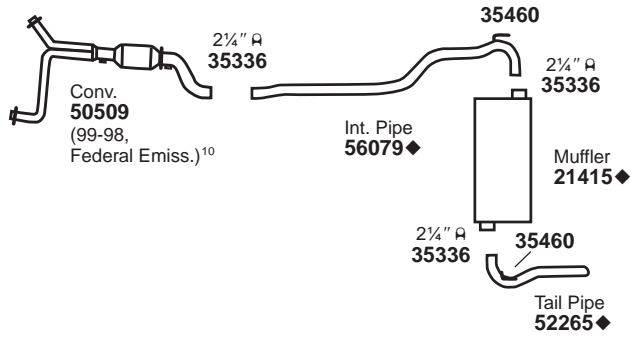
(62) 2008-07 4 CYL. AVEO5 w/1.6L ENG.



GENERAL INFORMATION  
PASSENGER CAR

# CHEVROLET Camaro

(63) 2002-98 6 CYL. CAMARO w/3.8L ENG., SINGLE OUTLET



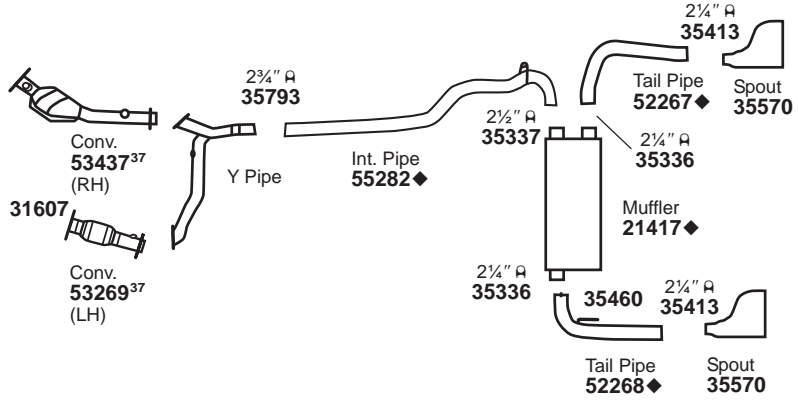
LIGHT TRUCK  
MUFFLER SPECS.

DYNOMAX SYSTEM AVAILABLE, See DynoMax Catalog

For 21415: Super Turbo 17732#  
For 50509: Univ. Conv. 93303#

OPTIONAL MUFFLERS

(64) 2002-00 8 CYL. CAMARO SS, Z28 w/5.7L ENG. STANDARD SERIES, DUAL EXHAUST



ACCESSORIES  
FOOTNOTES

DYNOMAX SYSTEM AVAILABLE, See DynoMax Catalog

For 21417: Ultra Flo SS 17556<sup>576</sup>  
For 53269: Univ. Conv. 93238#

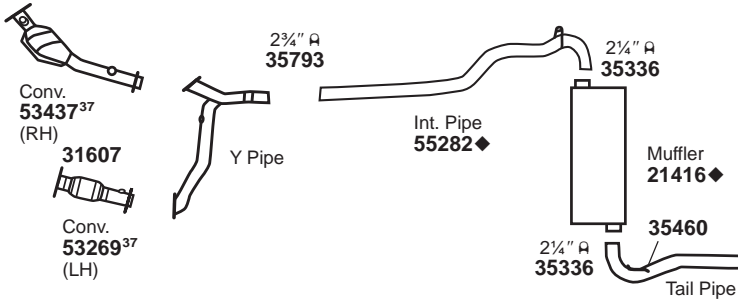
31307 Gskt.	31309 Gskt.	31607 Gskt.	31726 Gskt.	31727 Gskt.	35460 Insl.								

NOT LEGAL FOR SALE IN STATE OF CALIFORNIA  
IN NEW YORK STATE, CONVERTERS LISTED ARE LEGAL FOR FEDERAL/EPA EMISSION VEHICLES ONLY

◆ If welded assembly, replace all required parts.  
# Modifications and/or additional parts required.  
10 Fits Federal/EPA Emission Vehicles.  
37 Fits All Emissions Vehicles.  
576 For installation instructions and additional parts required, see the Cross Reference Chart in the Master Catalog.

# CHEVROLET Camaro

(65) 2002-00 8 CYL. SS, Z28 w/5.7L ENG., SINGLE EXHAUST

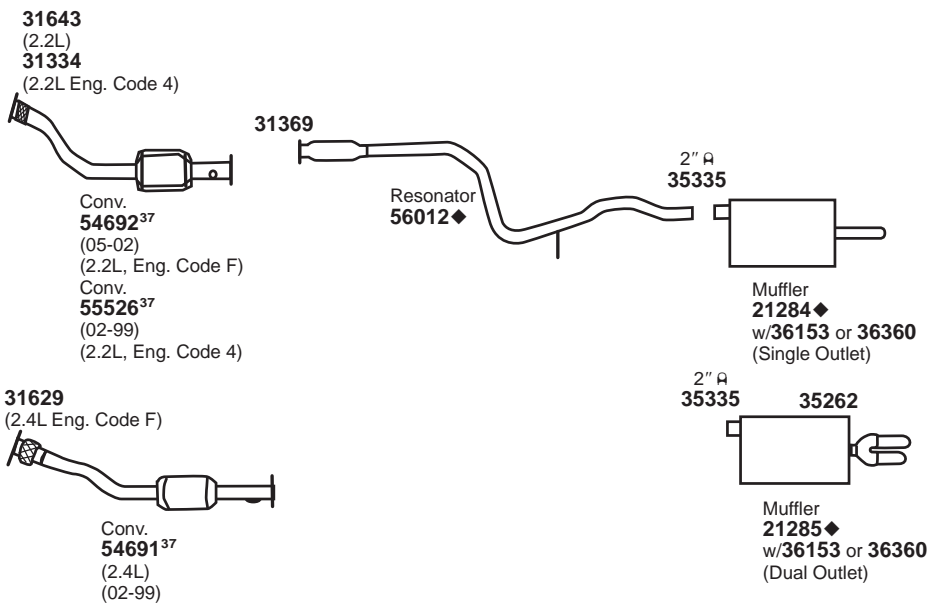


For 21416: Super Turbo 17734#  
For 53269: Univ. Conv. 93238#

Ultra Flo SS 17258<sup>576</sup>

# CHEVROLET Cavalier

(66) 2005-99 4 CYL. CAVALIER w/2.2L ENG.  
2002-99 4 CYL. CAVALIER w/2.4L ENG.



**NOTE:** Use 36153 muffler strap with flat/spade type bracket or 36360 muffler strap with rod type bracket.

For 21284: SoundFX 18439  
For 21285: SoundFX 18441  
For 54692: Univ. Conv. 93251#  
For 55526: Univ. Conv. 93251#

Univ. SoundFX 17164<sup>537</sup> or 18150<sup>537</sup>  
Univ. SoundFX 17164<sup>537</sup> or 18150<sup>#537</sup>

31334 Gskt.	31369 Gskt.	31607 Gskt.	31629 Gskt.	31643 Gskt.	35262 Hngr.	35460 Insl.	36153 Strap	36360 Muff Strp						

NOT LEGAL FOR SALE IN STATE OF CALIFORNIA  
IN NEW YORK STATE, CONVERTERS LISTED ARE LEGAL FOR FEDERAL/EPA EMISSION VEHICLES ONLY

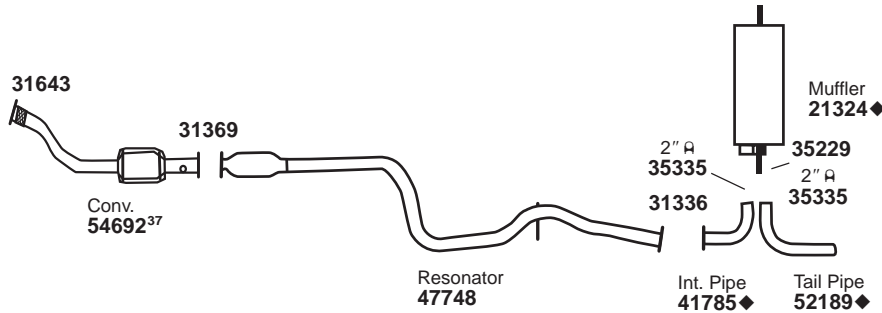
- ◆ If welded assembly, replace all required parts.
- # Modifications and/or additional parts required.
- 37 Fits All Emissions Vehicles.

- 537 Requires 41013 Spout & (1) Extra 35408 (2") Clamp.
- 576 For installation instructions and additional parts required, see the Cross Reference Chart in the Master Catalog.



# CHEVROLET Classic

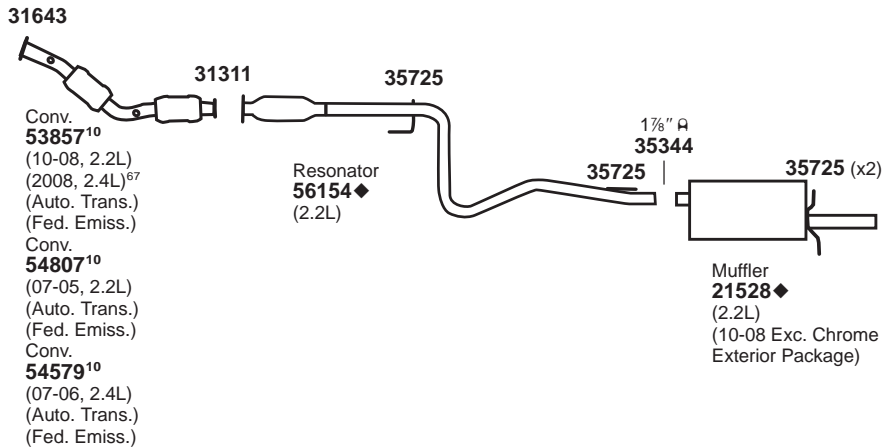
(67) 2005-04 4 CYL. CLASSIC w/2.2L ENG.



For 21324: SoundFX 18571  
For 54692: Univ. Conv. 93251#

# CHEVROLET Cobalt

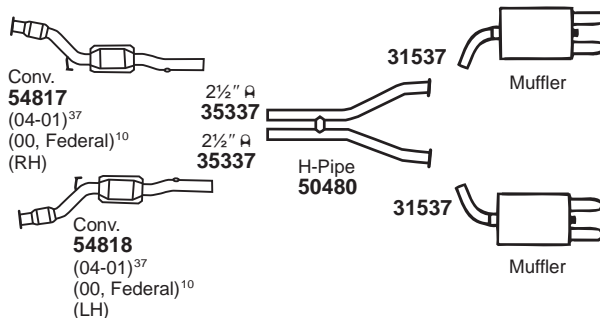
(68) 2010-05 4 CYL. COBALT w/2.2L ENG.  
2008-06 4 CYL. COBALT w/2.4L ENG.



For 21528: Super Turbo 17768<sup>576</sup>  
For 54579: Univ. Conv. 93251#

# CHEVROLET Corvette

(69) 2004-00 8 CYL. CORVETTE w/5.7L ENG., ENGINE VIN G



31311 Gskt.	31336 Gskt.	31369 Gskt.	31537 Gskt.	31643 Gskt.	35229 Insl.	35725 Insl.													

NOT LEGAL FOR SALE IN STATE OF CALIFORNIA  
IN NEW YORK STATE, CONVERTERS LISTED ARE LEGAL FOR FEDERAL/EPA EMISSION VEHICLES ONLY

◆ If welded assembly, replace all required parts.  
# Modifications and/or additional parts required.  
10 Fits Federal/EPA Emission Vehicles.  
37 Fits All Emissions Vehicles.

67 Use Oxygen Sensor Plug 35299 at inlet end O2 Port if not required.  
576 For installation instructions and additional parts required, see the Cross Reference Chart in the Master Catalog.

GENERAL INFORMATION

PASSENGER CAR

LIGHT TRUCK

MUFFLER SPECS.

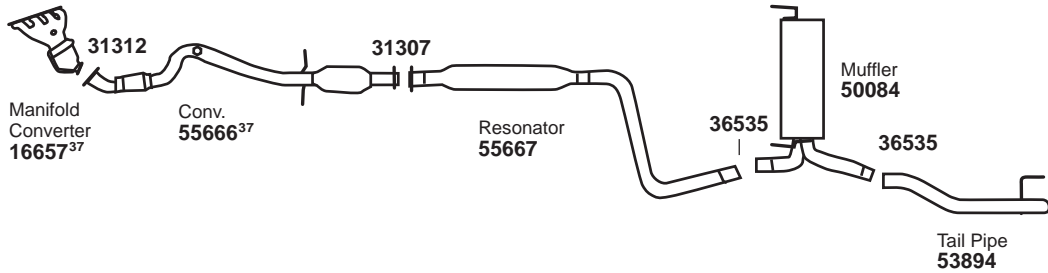
OPTIONAL MUFFLERS

ACCESSORIES

FOOTNOTES

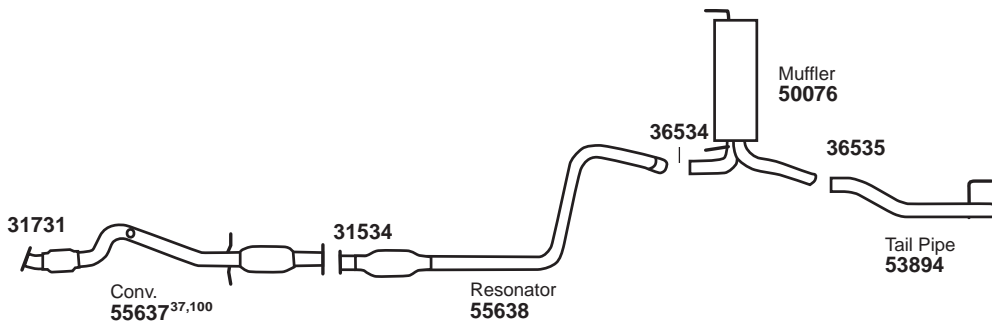
# CHEVROLET Cruze

(70) **2016 4 CYL. CRUZE LIMITED w/1.8L ENG.**  
**2015-11 4 CYL. CRUZE w/1.8L ENG.**



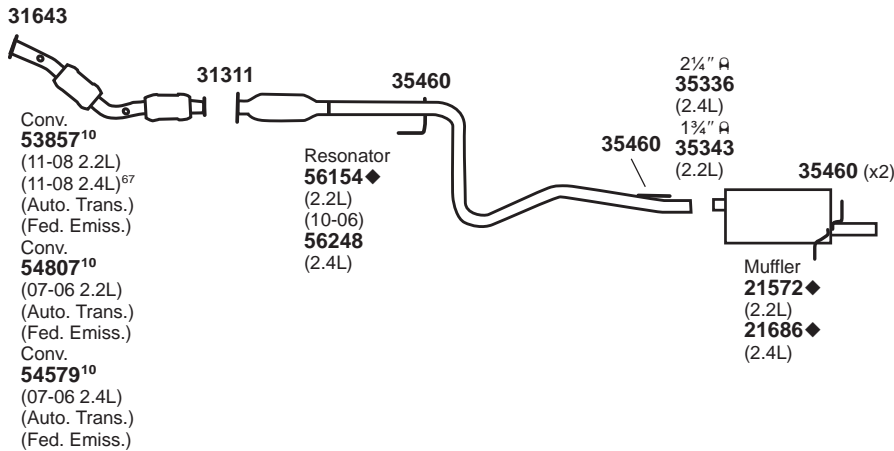
For 55666: Univ. Conv. 93252#

(71) **2014-11 4 CYL. CRUZE w/1.4L ENG.**



# CHEVROLET HHR

(72) **2011-06 4 CYL. HHR w/2.2L ENG.**  
**2011-06 4 CYL. HHR w/2.4L ENG.**



For 54579: Univ. Conv. 93251#

31307 Gskt.	31311 Gskt.	31312 Gskt.	31534 Gskt.	31643 Gskt.	31731 Gskt.	35460 Insl.	36534 Clamp	36535 Clamp						

**NOT LEGAL FOR SALE IN STATE OF CALIFORNIA  
 IN NEW YORK STATE, CONVERTERS LISTED ARE LEGAL FOR FEDERAL/EPA EMISSION VEHICLES ONLY**

◆ If welded assembly, replace all required parts.  
 # Modifications and/or additional parts required.

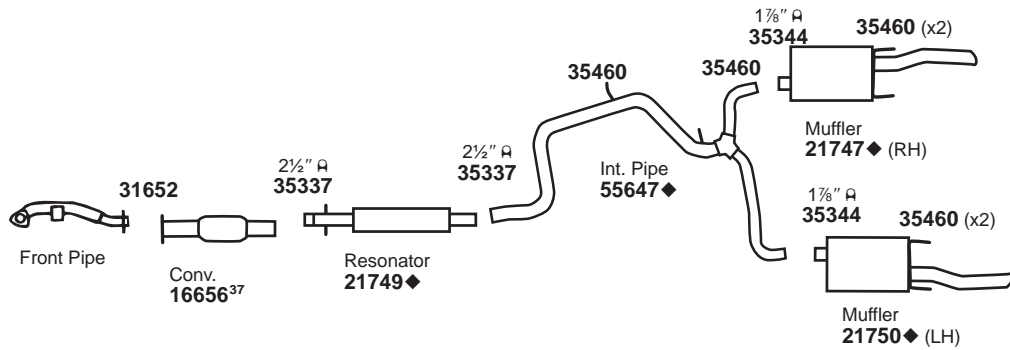
67 Use Oxygen Sensor Plug 35299 at inlet end O2 Port if not required.

10 Fits Federal/EPA Emission Vehicles.

100 Ultra Converter.

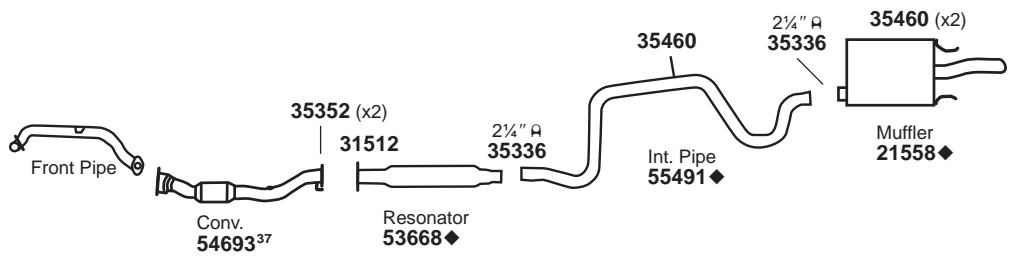
# CHEVROLET Impala

(73) 2016-14 6 CYL. IMPALA LIMITED w/3.6L ENG., w/o PZEV EMISSIONS  
 2013-12 6 CYL. IMPALA w/3.6L ENG., w/o PZEV EMISSIONS



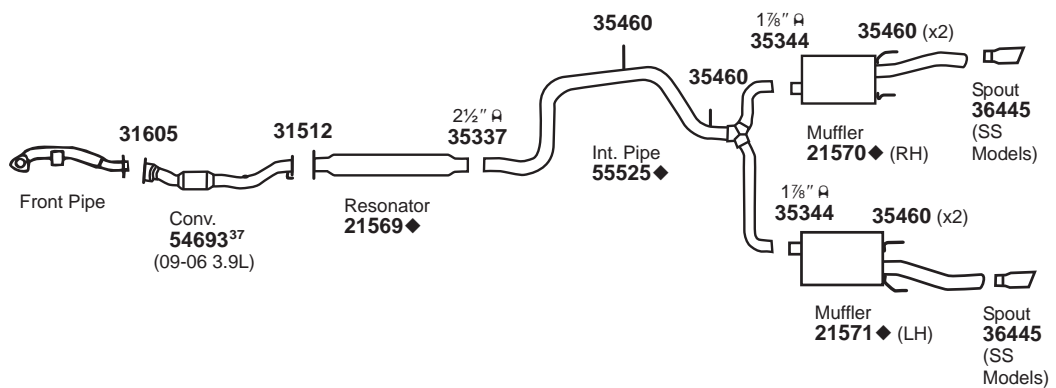
For 16656: Univ. Conv. 93253#

(74) 2011-06 6 CYL. IMPALA w/3.5L ENG. (With One Converter)



For 21558: SoundFX 18948      Super Turbo 17731#      Ultra Flo SS 17282#

(75) 2011-06 6 CYL. IMPALA w/3.9L ENG.  
 2009-06 8 CYL. IMPALA SS w/5.3L ENG.



For 21570: SoundFX 18949  
 For 21571: SoundFX 18950

31512 Gskt.	31605 Gskt.	31652 Gskt.	35352 Insl.	35460 Insl.										

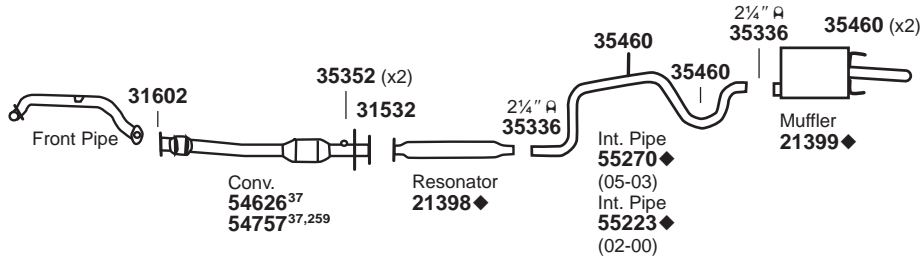
NOT LEGAL FOR SALE IN STATE OF CALIFORNIA  
 IN NEW YORK STATE, CONVERTERS LISTED ARE LEGAL FOR FEDERAL/EPA EMISSION VEHICLES ONLY

◆ If welded assembly, replace all required parts.  
 # Modifications and/or additional parts required.  
 37 Fits All Emissions Vehicles.

GENERAL INFORMATION  
 PASSENGER CAR  
 LIGHT TRUCK  
 MUFFLER SPECS.  
 OPTIONAL MUFFLERS  
 ACCESSORIES  
 FOOTNOTES

# CHEVROLET Impala

(76) 2005-00 6 CYL. IMPALA w/3.4L ENG.

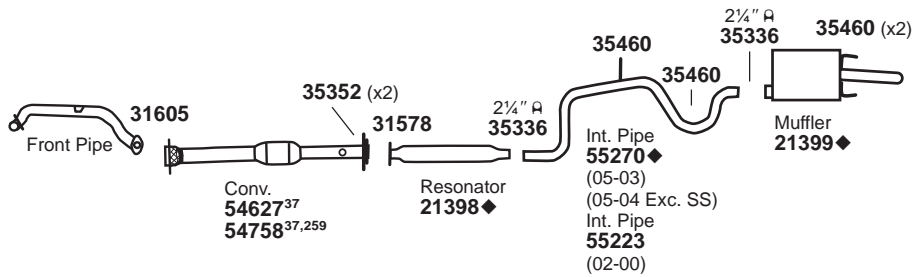


For 21399: SoundFX 18893  
For 54626: Univ. Conv. 93252#

Super Turbo 17731#

Ultra Flo SS 17282#

(77) 2005-00 6 CYL. IMPALA w/3.8L ENG.



For 21399: SoundFX 18893  
For 54627: Univ. Conv. 93253#

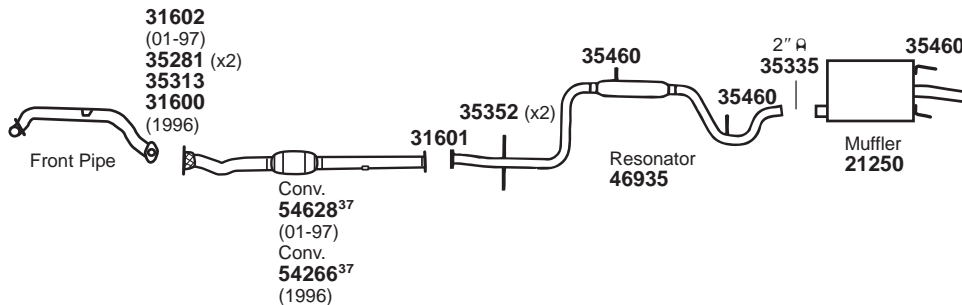
Super Turbo 17731#

Ultra Flo SS 17282#

**DYNOMAX** SYSTEM AVAILABLE, See DynoMax Catalog

# CHEVROLET Lumina

(78) 2001-96 6 CYL. LUMINA w/3.1L ENG. (EXC. A.P.V.)



For 21250: SoundFX 18581  
For 54266: Univ. Conv. 93252#  
For 54628: Univ. Conv. 93252#

31532 Gskt.	31578 Gskt.	31600 Gskt.	31601 Gskt.	31602 Gskt.	31605 Gskt.	35281 Spring	35313 Bolt Kit	35352 Insl.	35460 Insl.						

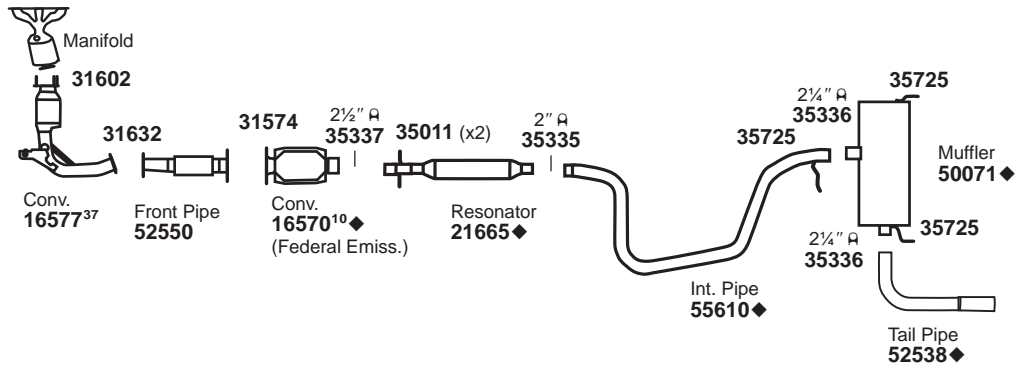
NOT LEGAL FOR SALE IN STATE OF CALIFORNIA  
IN NEW YORK STATE, CONVERTERS LISTED ARE LEGAL FOR FEDERAL/EPA EMISSION VEHICLES ONLY

50 ♦ If welded assembly, replace all required parts.  
# Modifications and/or additional parts required.

37 Fits All Emissions Vehicles.  
259 Optional Part Number - Extra Precious Metal Loading.

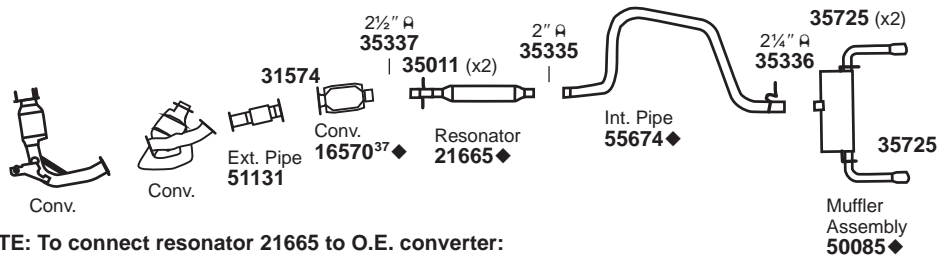
# CHEVROLET Malibu

(79) 2012-11 4 CYL. MALIBU w/2.4L ENG.  
2010-08 4 CYL. MALIBU w/2.4L ENG. WITH 6 SPEED TRANSMISSION



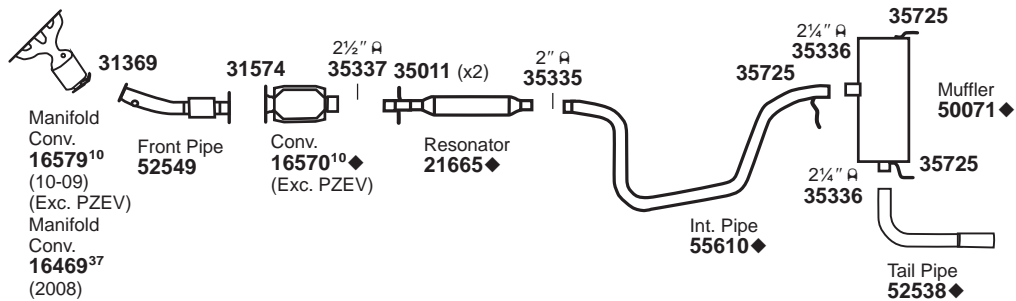
**NOTE:** To connect resonator 21665 to O.E. Converter:  
1) Cut O.E. Pipe 1 3/4" downstream of O.E. converter to pipe weld.  
2) Overlap 21665 onto remaining pipe stub on O.E. converter outlet.

(80) 2012-09 6 CYL. MALIBU w/3.6L ENG.



**NOTE:** To connect resonator 21665 to O.E. converter:  
1) Cut O.E. pipe 1 3/4" downstream of O.E. converter to pipe weld.  
2) Overlap 21665 onto remaining pipe stub on O.E. converter outlet.

(81) 2010-08 4 CYL. MALIBU w/2.4L ENG. WITH 4 SPEED TRANSMISSION (EXC. 08 HYBRID)



**NOTE:** To connect resonator 21665 to O.E. Converter:  
1) Cut O.E. Pipe 1 3/4" downstream of O.E. converter to pipe weld.  
2) Overlap 21665 onto remaining pipe stub on O.E. converter outlet.

31369 Gskt.	31574 Gskt.	31602 Gskt.	31632 Gskt.	35011 Insl.	35725 Insl.														

NOT LEGAL FOR SALE IN STATE OF CALIFORNIA  
IN NEW YORK STATE, CONVERTERS LISTED ARE LEGAL FOR FEDERAL/EPA EMISSION VEHICLES ONLY

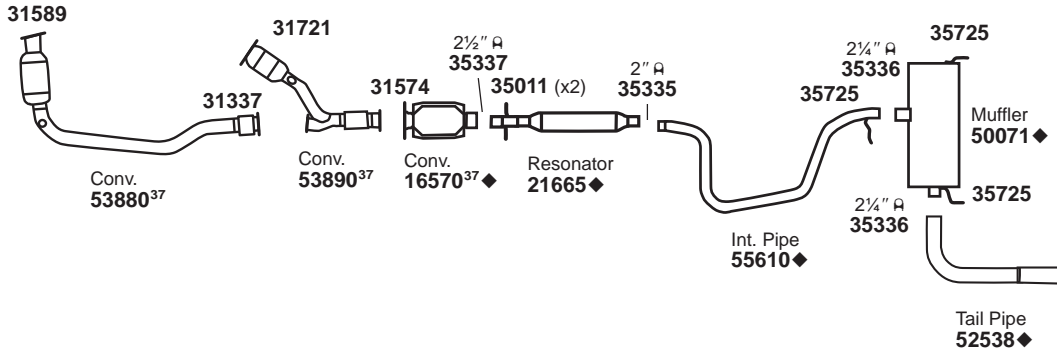
◆ If welded assembly, replace all required parts.  
10 Fits Federal/EPA Emission Vehicles.

37 Fits All Emissions Vehicles.

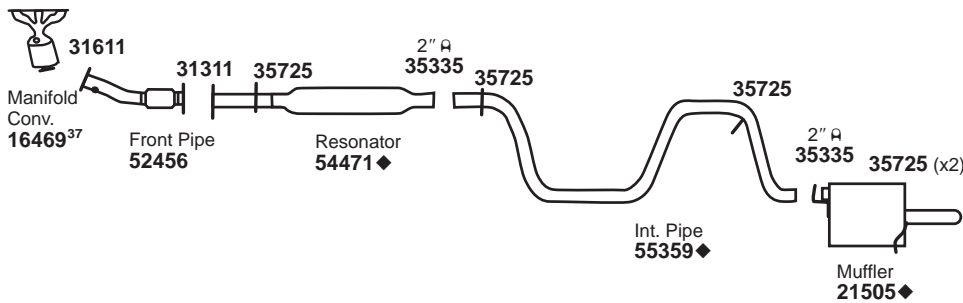
GENERAL INFORMATION  
PASSENGER CAR  
LIGHT TRUCK  
MUFFLER SPECS.  
OPTIONAL MUFFLERS  
ACCESSORIES  
FOOTNOTES

# CHEVROLET Malibu

(82) 2010-08 6 CYL. MALIBU w/3.5L ENG. (2008 EXC. CLASSIC)

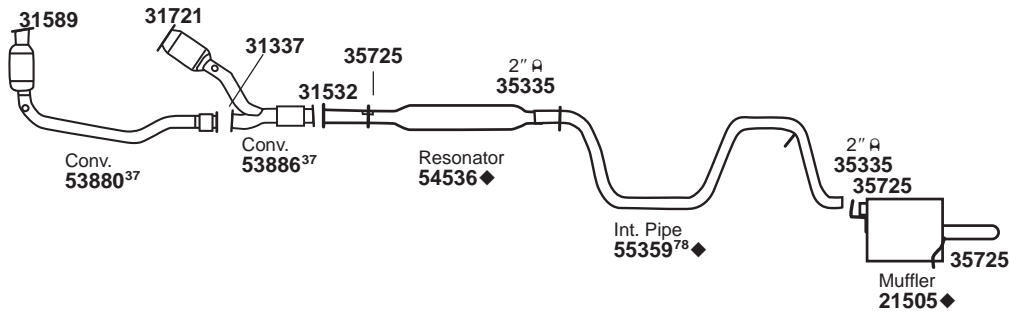


(83) 2008-06 4 CYL. MALIBU LS, LT w/2.2L ENG.  
2005-04 4 CYL. MALIBU w/2.2L ENG.



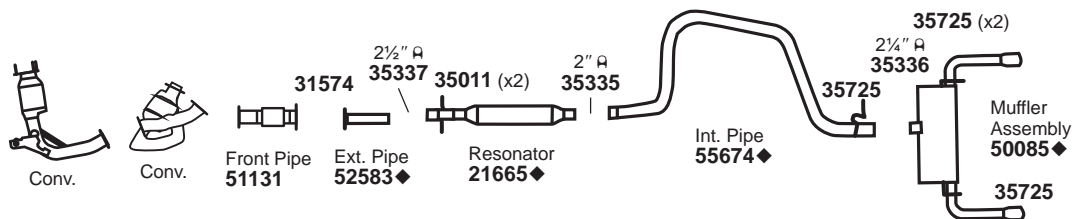
For 21505: SoundFX 18953

(84) 2008 V6 CYL. MALIBU CLASSIC LS, CLASSIC LT w/3.5L ENG.  
2007 V6 CYL. MALIBU LS, LT, LTZ w/3.5L ENG. (EXC. MAXX)



For 21505: SoundFX 18953

(85) 2008 6 CYL. MALIBU w/3.6L ENG.



31311 Gskt.	31337 Gskt.	31532 Gskt.	31574 Gskt.	31589 Gskt.	31611 Gskt.	31721 Gskt.	35011 Insl.	35725 Insl.						

NOT LEGAL FOR SALE IN STATE OF CALIFORNIA  
IN NEW YORK STATE, CONVERTERS LISTED ARE LEGAL FOR FEDERAL/EPA EMISSION VEHICLES ONLY

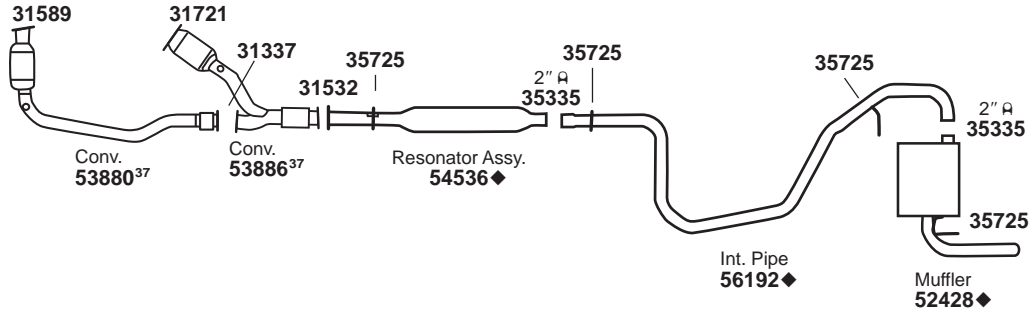
◆ If welded assembly, replace all required parts.  
37 Fits All Emissions Vehicles.

78 Hanger for dampener weight, not to be used.



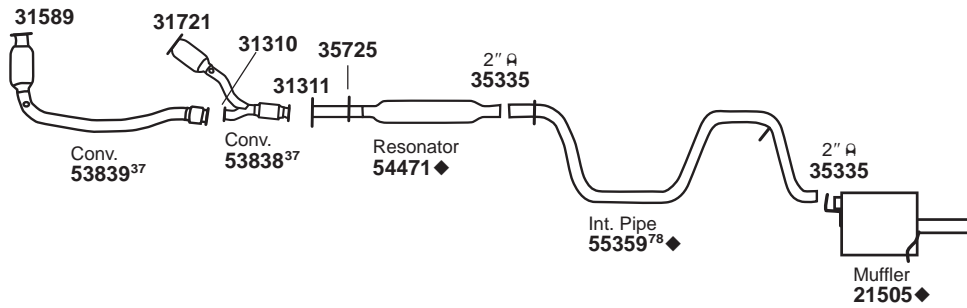
# CHEVROLET Malibu

(86) 2007 6 CYL. MALIBU MAXX LS, LT, LTZ w/3.5L ENG.



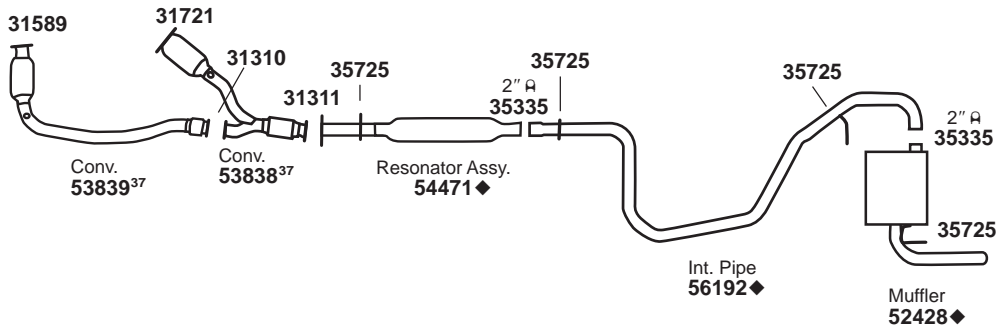
For 52428: SoundFX 18984

(87) 2006-05 V6 CYL. MALIBU LS, LT, LTZ w/3.5L ENG. (EXC. MAXX)



For 21505: SoundFX 18953

(88) 2006 6 CYL. MALIBU MAXX LS, LT, LTZ w/3.5L ENG.  
2005 6 CYL. MALIBU MAXX LS, LT w/3.5L ENG.



For 52428: SoundFX 18984

31310 Gskt.	31311 Gskt.	31337 Gskt.	31532 Gskt.	31589 Gskt.	31721 Gskt.	35725 Insl.								

NOT LEGAL FOR SALE IN STATE OF CALIFORNIA  
IN NEW YORK STATE, CONVERTERS LISTED ARE LEGAL FOR FEDERAL/EPA EMISSION VEHICLES ONLY

◆ If welded assembly, replace all required parts.  
37 Fits All Emissions Vehicles.

78 Hanger for dampener weight, not to be used.

GENERAL INFORMATION

PASSENGER CAR

LIGHT TRUCK

MUFFLER SPECS.

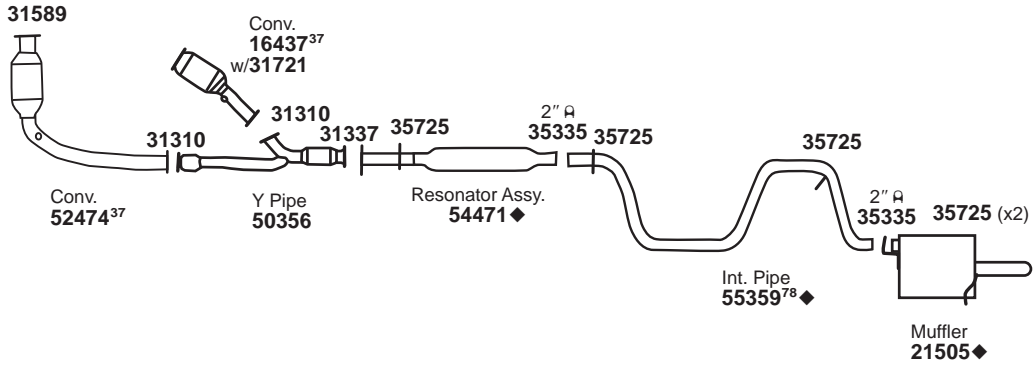
OPTIONAL MUFFLERS

ACCESSORIES

FOOTNOTES

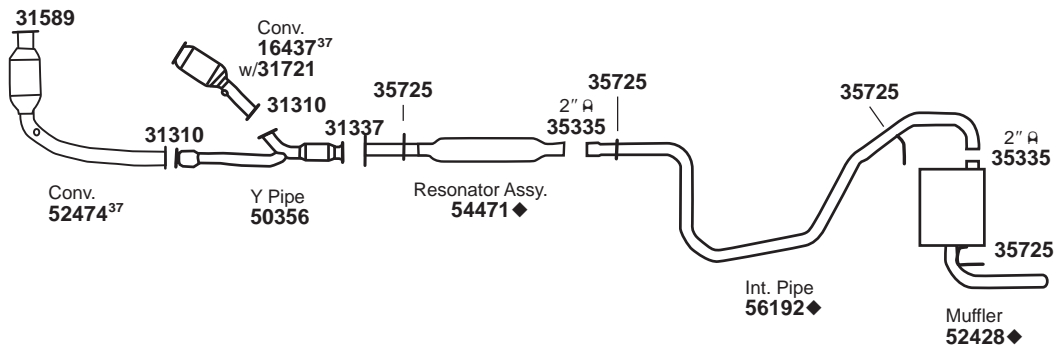
# CHEVROLET Malibu

(89) 2004 V6 CYL. MALIBU LS, LT, LTZ w/3.5L ENG. (EXC. MAXX)



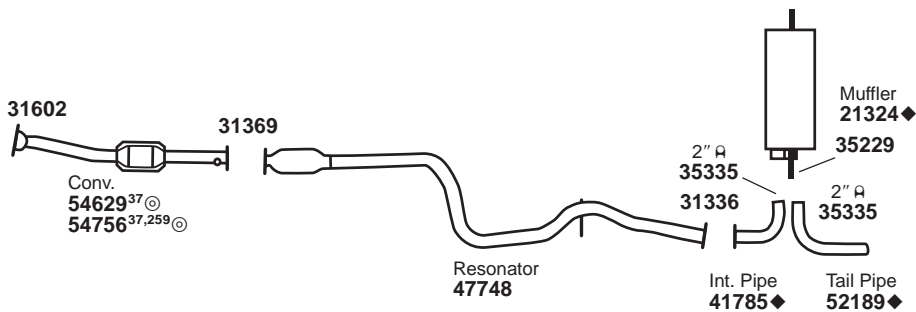
For 16437: Univ. Conv. 93251#  
For 21505: SoundFX 18953

(90) 2004 6 CYL. MALIBU MAXX w/3.5L ENG.



For 16437: Univ. Conv. 93251#  
For 52428: SoundFX 18984

(91) 2003-97 6 CYL. MALIBU, MALIBU LS w/3.1L ENG.



For 21324: SoundFX 18571  
For 54629: Univ. Conv. 93252#

31310 Gskt.	31336 Gskt.	31337 Gskt.	31369 Gskt.	31589 Gskt.	31602 Gskt.	31721 Gskt.	35229 Insl.	35725 Insl.						

**NOT LEGAL FOR SALE IN STATE OF CALIFORNIA  
IN NEW YORK STATE, CONVERTERS LISTED ARE LEGAL FOR FEDERAL/EPA EMISSION VEHICLES ONLY**

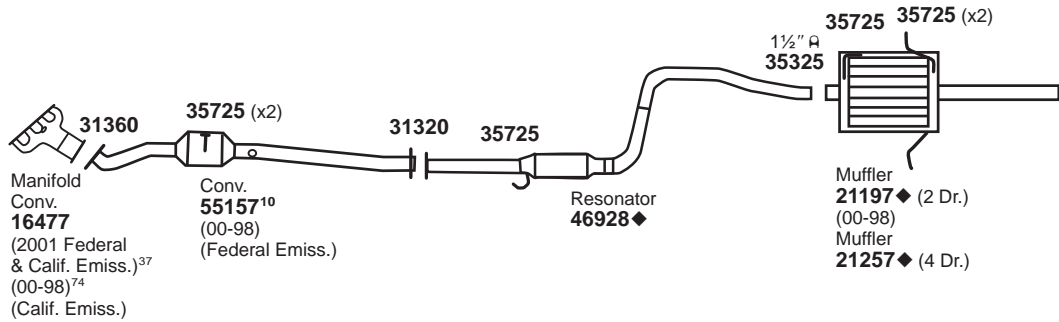
- ◆ If welded assembly, replace all required parts.
- ⊙ Air Gap Pipe. Appearance may be different than O.E. Pipe. Air space between Pipes acts as a Heat Insulator.
- # Modifications and/or additional parts required.

- 37 Fits All Emissions Vehicles.
- 78 Hanger for dampener weight, not to be used.
- 259 Optional Part Number - Extra Precious Metal Loading.

# CHEVROLET Metro

For 1996-97 Metro, See Geo Metro

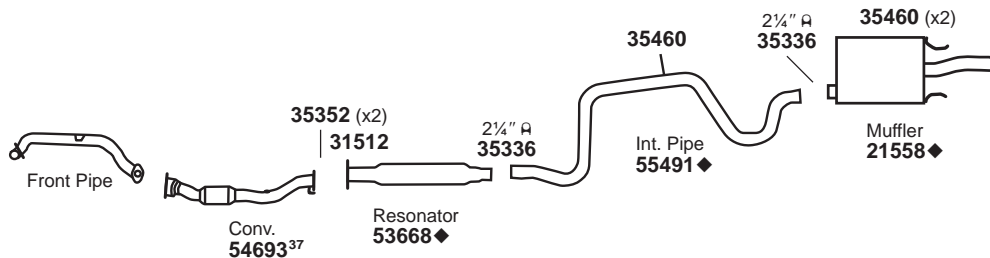
(92) 2001-98 4 CYL. METRO w/1.3L ENG.



For 21197: SoundFX 18366  
For 21257: SoundFX 18453  
For 55157: Univ. Conv. 93236#

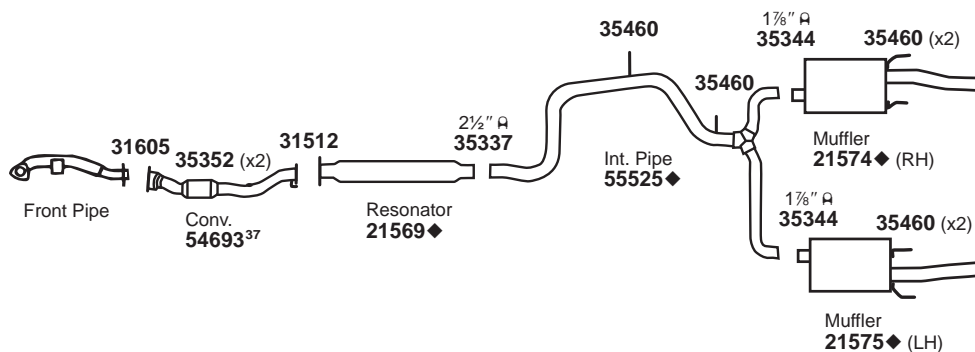
# CHEVROLET Monte Carlo

(93) 2007-06 6 CYL. MONTE CARLO w/3.5L ENG.



For 21558: SoundFX 18948      Super Turbo 17731#      Ultra Flo SS 17282#

(94) 2006 6 CYL. MONTE CARLO w/3.9L ENG.



31320 Gskt.	31360 Gskt.	31512 Gskt.	31605 Gskt.	35352 Insl.	35460 Insl.	35725 Insl.								

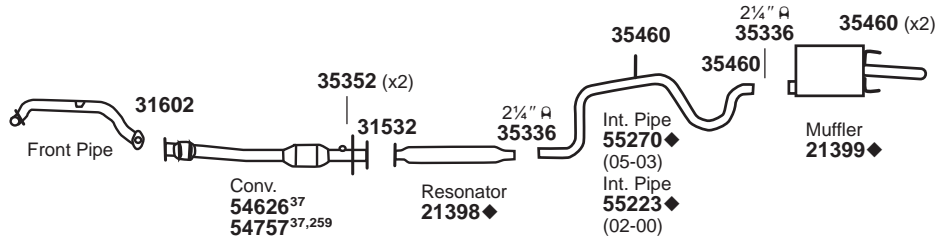
NOT LEGAL FOR SALE IN STATE OF CALIFORNIA  
IN NEW YORK STATE, CONVERTERS LISTED ARE LEGAL FOR FEDERAL/EPA EMISSION VEHICLES ONLY

◆ If welded assembly, replace all required parts.  
# Modifications and/or additional parts required.  
10 Fits Federal/EPA Emission Vehicles.

37 Fits All Emissions Vehicles.  
74 Fits California/50 State Emission Vehicles.

# CHEVROLET Monte Carlo

(95) 2005-00 6 CYL. MONTE CARLO LS w/3.4L ENG.

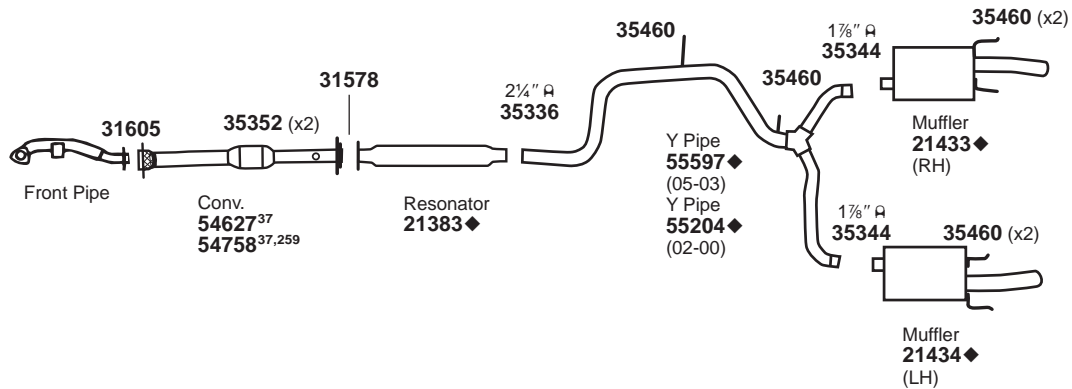


For 21399: SoundFX 18893  
For 54626: Univ. Conv. 93252#

Super Turbo 17731#

Ultra Flo SS 17282#

(96) 2005-00 6 CYL. MONTE CARLO SS w/3.8L ENG.  
2005 6 CYL. MONTE CARLO LT w/3.8L ENG.

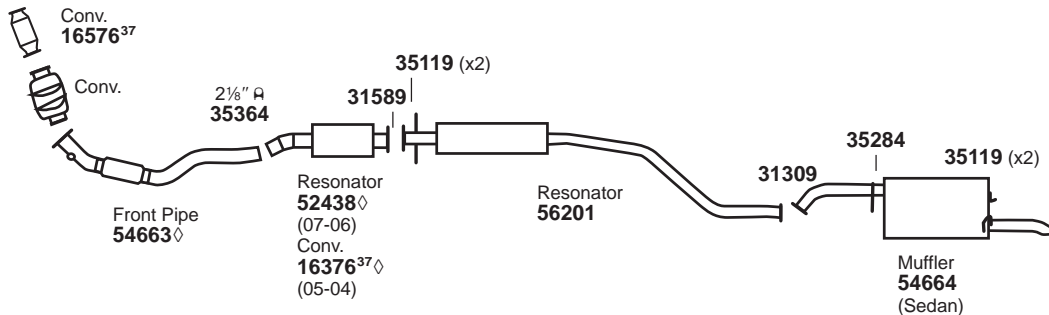


For 54627: Univ. Conv. 93253#

DYNOMAX SYSTEM AVAILABLE, See DynoMax Catalog

# CHEVROLET Optra (CANADA)

(97) 2007-04 4 CYL. OPTRA w/2.0L ENG.



31309 Gskt.	31532 Gskt.	31578 Gskt.	31589 Gskt.	31602 Gskt.	31605 Gskt.	35119 Insl.	35284 Insl.	35352 Insl.	35460 Insl.				

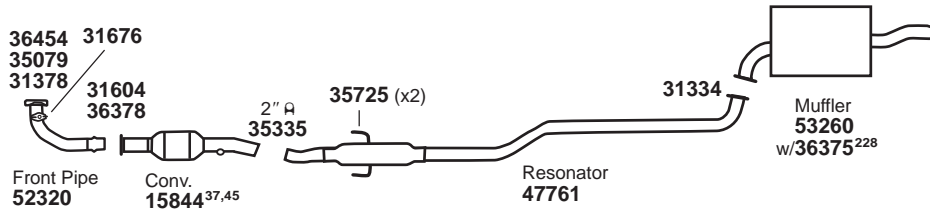
NOT LEGAL FOR SALE IN STATE OF CALIFORNIA  
IN NEW YORK STATE, CONVERTERS LISTED ARE LEGAL FOR FEDERAL/EPA EMISSION VEHICLES ONLY

- ◇ If welded assembly, replace all required parts.
- ◆ If welded assembly, replace all required parts.
- # Modifications and/or additional parts required.

- 37 Fits All Emissions Vehicles.
- 259 Optional Part Number - Extra Precious Metal Loading.

# CHEVROLET Prizm

(98) 2002-98 4 CYL. PRIZM w/1.8L ENG.



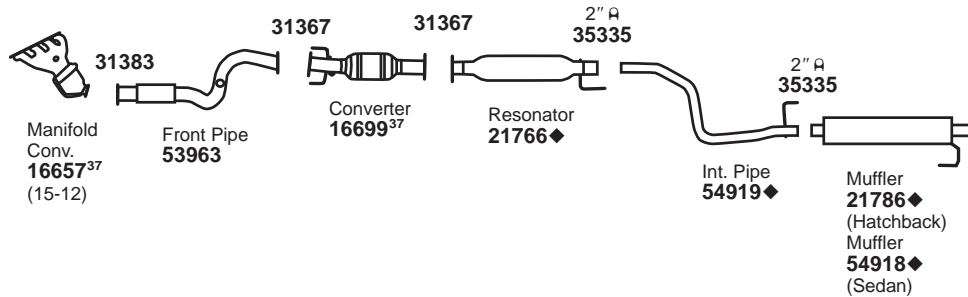
For 15844: Univ. Conv. 93251#  
 For 53260: SoundFX 18597  
 Univ. SoundFX 18150#

GENERAL INFORMATION

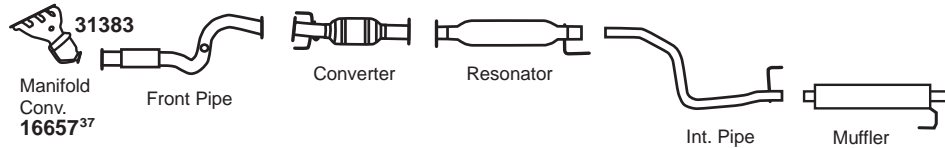
PASSENGER CAR

# CHEVROLET Sonic

(99) 2016-12 4 CYL. SONIC w/1.8L ENG., FLEX FUEL

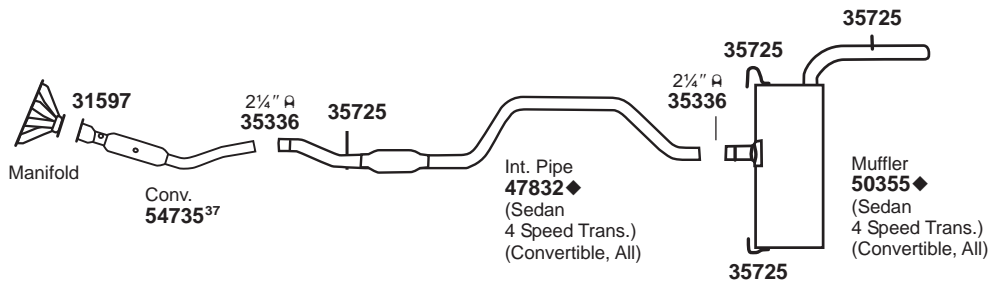


(100) 2015-13 4 CYL. SONIC w/1.8L ENG., GASOLINE



# CHRYSLER 200

(101) 2014-11 4 CYL. 200 w/2.4L ENG. ED3 ENG.



For 54735: Univ. Conv. 93267#

31334 Gskt.	31367 Gskt.	31378 Gskt.	31383 Gskt.	31597 Gskt.	31604 Gskt.	31676 Gskt.	35079 Hex Nut	35725 Insl.	36375 Strap	36378 Clmp.	36454 Bolt Kit		

NOT LEGAL FOR SALE IN STATE OF CALIFORNIA  
 IN NEW YORK STATE, CONVERTERS LISTED ARE LEGAL FOR FEDERAL/EPA EMISSION VEHICLES ONLY

◆ If welded assembly, replace all required parts.  
 # Modifications and/or additional parts required.  
 37 Fits All Emissions Vehicles.

45 OE exhaust system is completely welded. Additional adapters and cutting the OE pipes may be required to complete installation. Only failed Converters may be replaced.  
 228 Will not fit on O.E. Muffler.

LIGHT TRUCK

MUFFLER SPECS.

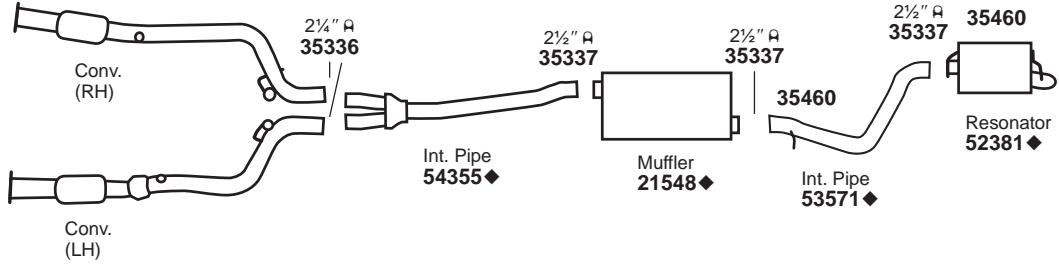
OPTIONAL MUFFLERS

ACCESSORIES

FOOTNOTES

# CHRYSLER 300

(102) 2010-05 6 CYL. 300 w/2.7L ENG.

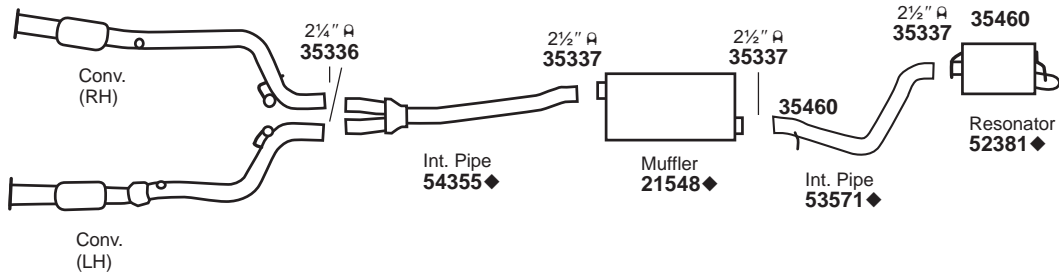


**DYNOMAX** SYSTEM AVAILABLE, See DynoMax Catalog

For 21548: Super Turbo 17734#

Ultra Flo SS 17258<sup>576</sup>

(103) 2010-05 6 CYL. 300 w/3.5L ENG.



**DYNOMAX** SYSTEM AVAILABLE, See DynoMax Catalog

For 21548: Super Turbo 17734#

Ultra Flo SS 17258<sup>576</sup>

35460 Insl.																			
----------------	--	--	--	--	--	--	--	--	--	--	--	--	--	--	--	--	--	--	--

**NOT LEGAL FOR SALE IN STATE OF CALIFORNIA  
IN NEW YORK STATE, CONVERTERS LISTED ARE LEGAL FOR FEDERAL/EPA EMISSION VEHICLES ONLY**

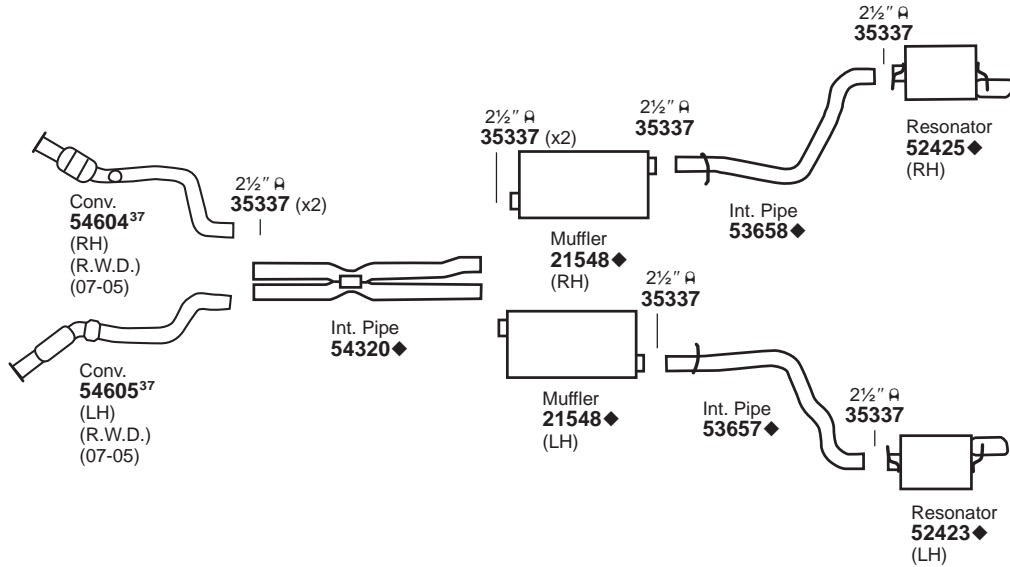
58 ♦ If welded assembly, replace all required parts.  
# Modifications and/or additional parts required.

576 For installation instructions and additional parts required, see the Cross Reference Chart in the Master Catalog.



# CHRYSLER 300

(104) 2010-05 8 CYL. 300 w/5.7L ENG.



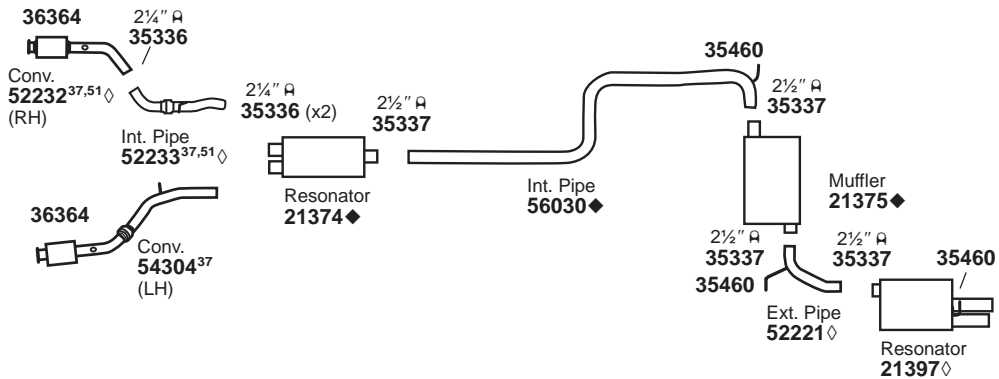
**DYNOMAX** SYSTEM AVAILABLE, See DynoMax Catalog

For 21548: Super Turbo 17734#  
 For 54604: Univ. Conv. 93271#  
 For 54605: Univ. Conv. 93271#

Ultra Flo SS 17258<sup>576</sup>

# CHRYSLER 300M

(105) 2004-99 6 CYL. 300M w/3.5L ENG. (EXC. SPECIAL & PRO-AM EDITION)



For 21374: SoundFX 18925  
 For 21375: SoundFX 18920  
 For 52232: Univ. Conv. 93252#  
 For 54304: Univ. Conv. 93252#

Super Turbo 17734#

Ultra Flo SS 17258<sup>576</sup>

35460 Insl.	36364 Clmp.																		
----------------	----------------	--	--	--	--	--	--	--	--	--	--	--	--	--	--	--	--	--	--

NOT LEGAL FOR SALE IN STATE OF CALIFORNIA  
 IN NEW YORK STATE, CONVERTERS LISTED ARE LEGAL FOR FEDERAL/EPA EMISSION VEHICLES ONLY

- ◇ If welded assembly, replace all required parts.
- ◆ If welded assembly, replace all required parts.
- # Modifications and/or additional parts required.
- 37 Fits All Emissions Vehicles.

- 51 Both parts required.
- 576 For installation instructions and additional parts required, see the Cross Reference Chart in the Master Catalog.

GENERAL INFORMATION

PASSENGER CAR

LIGHT TRUCK

MUFFLER SPECS.

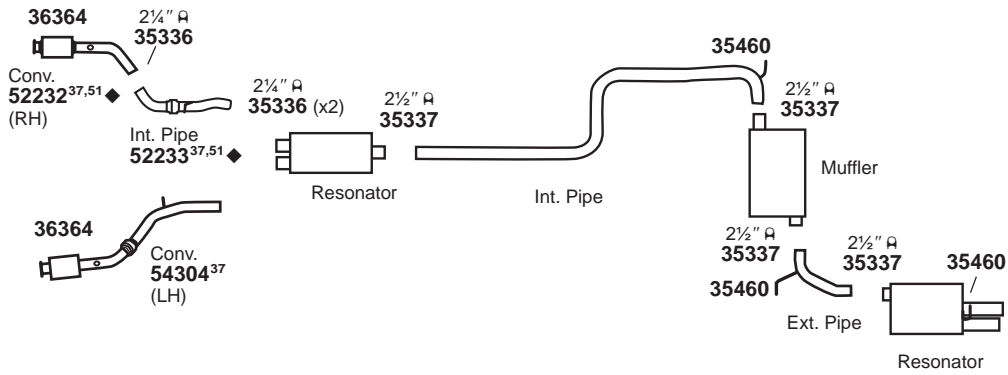
OPTIONAL MUFFLERS

ACCESSORIES

FOOTNOTES

# CHRYSLER 300M

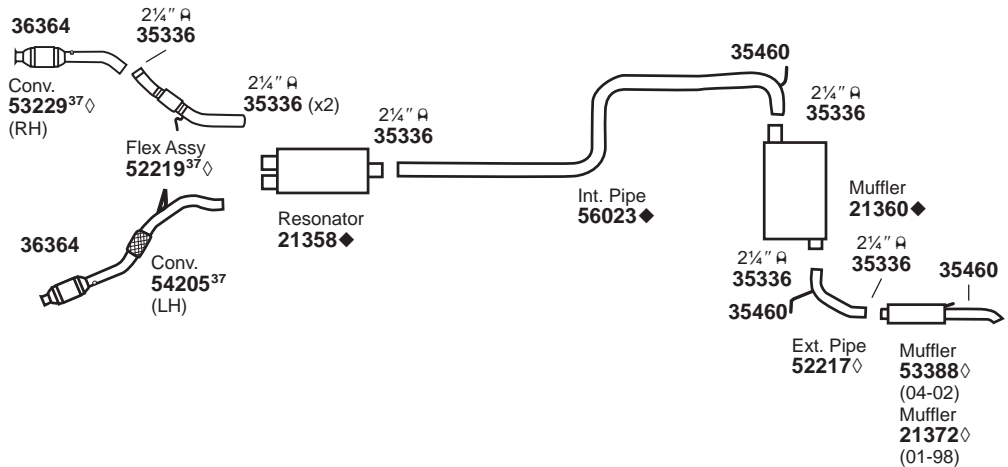
(106) 2004-02 6 CYL. 300M SPECIAL w/3.5L ENG.  
 2003 6 CYL. 300M PRO-AM EDITION w/3.5L ENG.



For 52232: Univ. Conv. 93252#  
 For 54304: Univ. Conv. 93252#

# CHRYSLER Concorde

(107) 2004-98 6 CYL. CONCORDE w/2.7L ENG.



For 21358: SoundFX 18926  
 For 21360: SoundFX 18912  
 For 21372: Super Turbo 17731#  
 For 53229: Univ. Conv. 93252#  
 For 54205: Univ. Conv. 93252#  
 Super Turbo 17732#  
 Ultra Flo SS 17282#

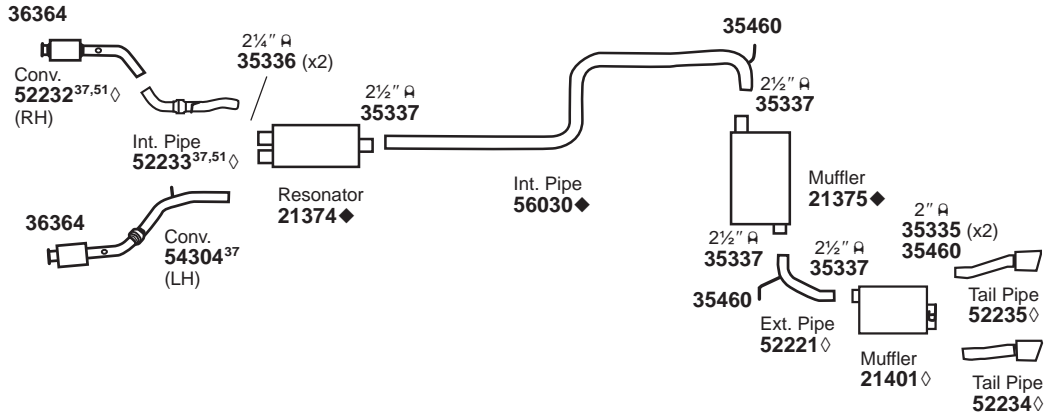
35460 Inst.	36364 Cimp.																				
----------------	----------------	--	--	--	--	--	--	--	--	--	--	--	--	--	--	--	--	--	--	--	--

NOT LEGAL FOR SALE IN STATE OF CALIFORNIA  
 IN NEW YORK STATE, CONVERTERS LISTED ARE LEGAL FOR FEDERAL/EPA EMISSION VEHICLES ONLY

◇ If welded assembly, replace all required parts.  
 ◆ If welded assembly, replace all required parts.  
 # Modifications and/or additional parts required.  
 37 Fits All Emissions Vehicles.  
 51 Both parts required.

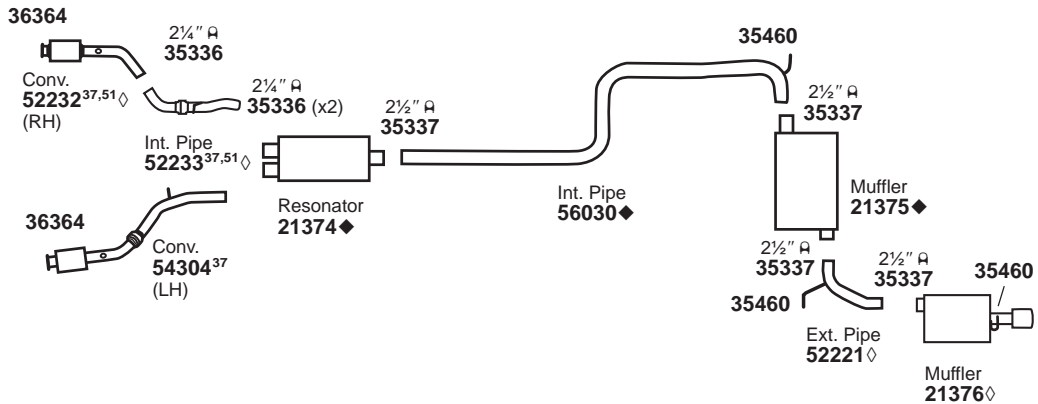
# CHRYSLER Concorde

(108) 2004-02 6 CYL. CONCORDE LIMITED w/3.5L ENG.



- For 21374: SoundFX 18925
  - For 21375: SoundFX 18920
  - For 21401: Super Turbo 17739<sup>576</sup>
  - For 52232: Univ. Conv. 93252#
  - For 54304: Univ. Conv. 93252#
- Super Turbo 17734#  
Ultra Flo SS 17266<sup>576</sup>
- Ultra Flo SS 17258<sup>576</sup>

(109) 2004-02 6 CYL. CONCORDE LXi w/3.5L ENG.



- For 21374: SoundFX 18925
  - For 21375: SoundFX 18920
  - For 52232: Univ. Conv. 93252#
  - For 54304: Univ. Conv. 93252#
- Super Turbo 17734#
- Ultra Flo SS 17258<sup>576</sup>

35460 Insl.	36364 Clmp.																		
----------------	----------------	--	--	--	--	--	--	--	--	--	--	--	--	--	--	--	--	--	--

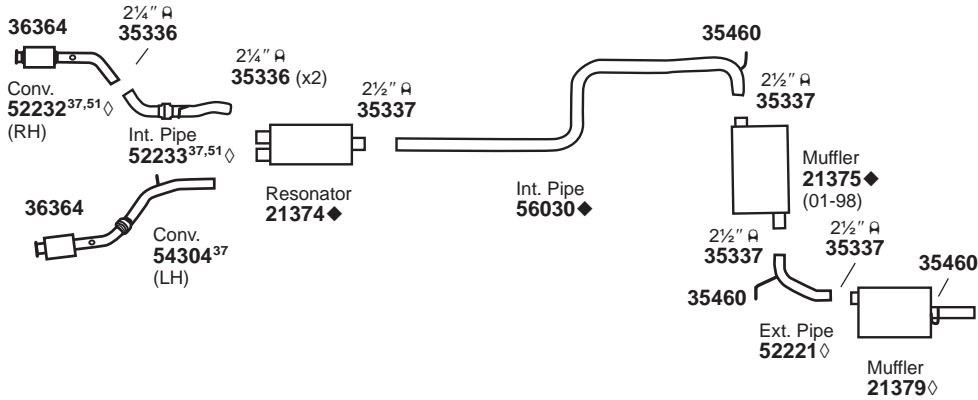
NOT LEGAL FOR SALE IN STATE OF CALIFORNIA  
IN NEW YORK STATE, CONVERTERS LISTED ARE LEGAL FOR FEDERAL/EPA EMISSION VEHICLES ONLY

- ◇ If welded assembly, replace all required parts.
- ◆ If welded assembly, replace all required parts.
- # Modifications and/or additional parts required.
- 37 Fits All Emissions Vehicles.
- 51 Both parts required.
- 576 For installation instructions and additional parts required, see the Cross Reference Chart in the Master Catalog.

GENERAL INFORMATION
PASSENGER CAR
LIGHT TRUCK
MUFFLER SPECS.
OPTIONAL MUFFLERS
ACCESSORIES
FOOTNOTES

# CHRYSLER Concorde

(110) 2001-98 6 CYL. CONCORDE w/3.2L ENG.



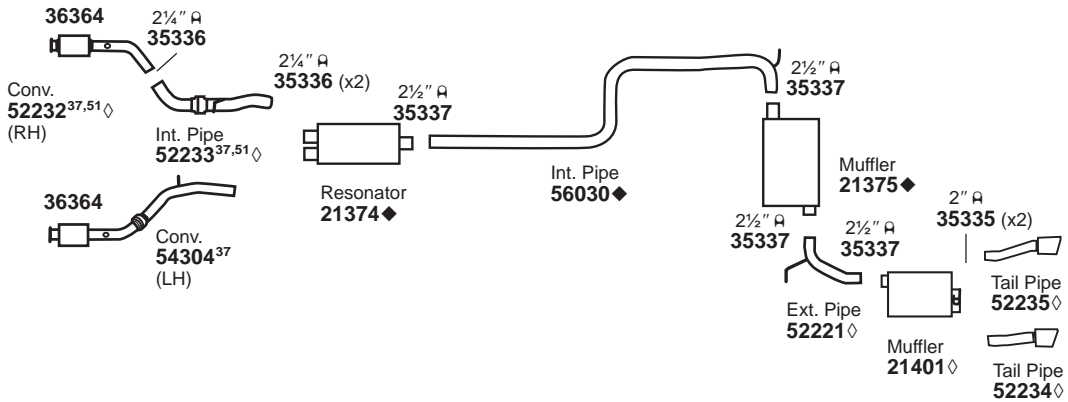
For 21374: SoundFX 18925  
 For 21375: SoundFX 18920  
 For 21379: SoundFX 18842  
 For 52232: Univ. Conv. 93252#  
 For 54304: Univ. Conv. 93252#

Super Turbo 17734#

Ultra Flo SS 17258<sup>576</sup>

# CHRYSLER LHS

(111) 2001-99 6 CYL. LHS w/3.5L ENG.



For 21374: SoundFX 18925  
 For 21375: SoundFX 18920  
 For 21401: Super Turbo 17739<sup>576</sup>  
 For 52232: Univ. Conv. 93252#  
 For 54304: Univ. Conv. 93252#

Super Turbo 17734#  
 Ultra Flo SS 17266<sup>576</sup>

Ultra Flo SS 17258<sup>576</sup>

35460 Insl.	36364 Clmp.																		
----------------	----------------	--	--	--	--	--	--	--	--	--	--	--	--	--	--	--	--	--	--

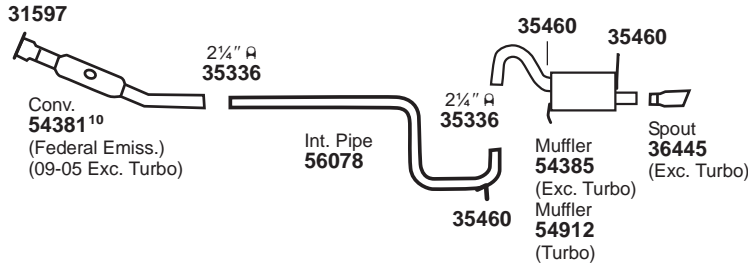
NOT LEGAL FOR SALE IN STATE OF CALIFORNIA  
 IN NEW YORK STATE, CONVERTERS LISTED ARE LEGAL FOR FEDERAL/EPA EMISSION VEHICLES ONLY

- ◇ If welded assembly, replace all required parts.
- ◆ If welded assembly, replace all required parts.
- # Modifications and/or additional parts required.

- 51 Both parts required.
- 576 For installation instructions and additional parts required, see the Cross Reference Chart in the Master Catalog.

# CHRYSLER PT Cruiser

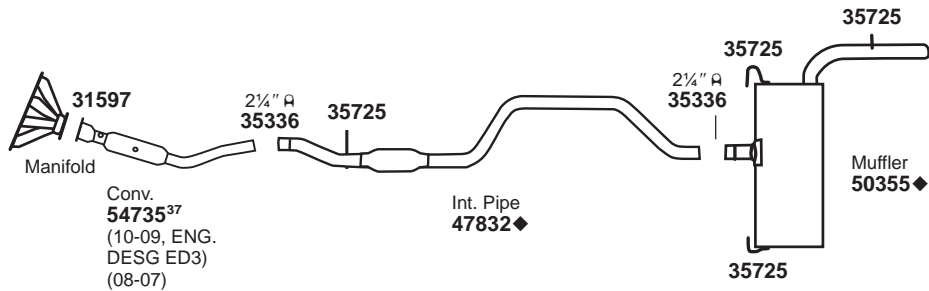
(112) 2010-01 4 CYL. PT CRUISER, LIMITED w/2.4L ENG.



For 54381: Univ. Conv. 93268#  
 For 54385: SoundFX 18916

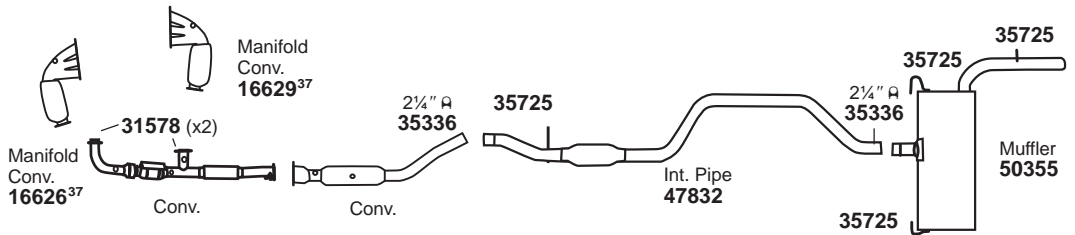
# CHRYSLER Sebring

(113) 2010-07 4 CYL. SEBRING w/2.4L ENG.

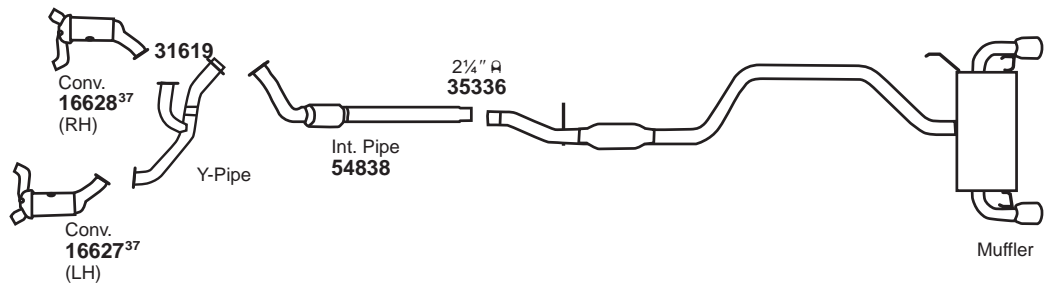


For 54735: Univ. Conv. 93267#

(114) 2010-07 6 CYL. SEBRING w/2.7L ENG.



(115) 2010-07 6 CYL. SEBRING LIMITED w/3.5L ENG.



31578 Gskt.	31597 Gskt.	31619 Gskt.	35460 Insl.	35725 Insl.									

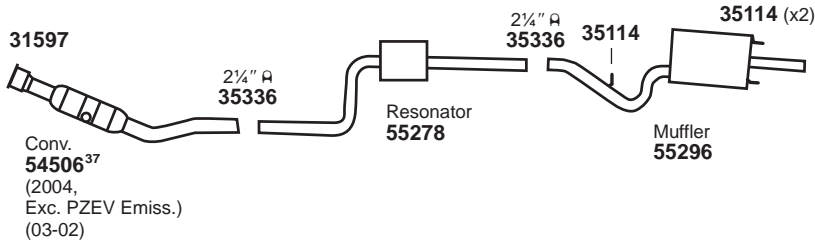
NOT LEGAL FOR SALE IN STATE OF CALIFORNIA  
 IN NEW YORK STATE, CONVERTERS LISTED ARE LEGAL FOR FEDERAL/EPA EMISSION VEHICLES ONLY

◆ If welded assembly, replace all required parts.  
 # Modifications and/or additional parts required.  
 10 Fits Federal/EPA Emission Vehicles.  
 37 Fits All Emissions Vehicles.

- GENERAL INFORMATION
- PASSENGER CAR
- LIGHT TRUCK
- MUFFLER SPECS.
- OPTIONAL MUFFLERS
- ACCESSORIES
- FOOTNOTES

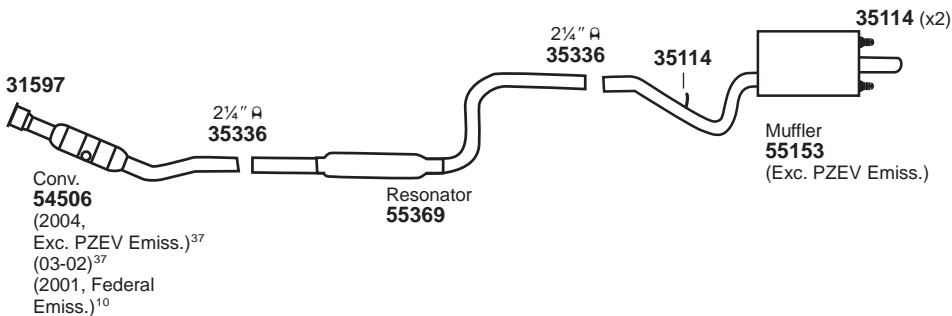
# CHRYSLER Sebring

(116) 2006-02 4 CYL. SEBRING CONVERTIBLE w/2.4L



For 54506: Univ. Conv. 93268#

(117) 2006-01 4 CYL. SEBRING SEDAN w/2.4L ENG.

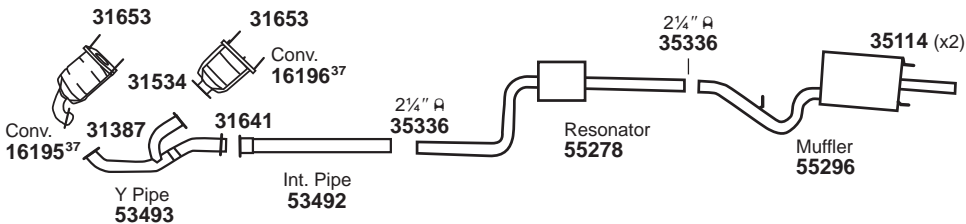


For 54506: Univ. Conv. 93268#

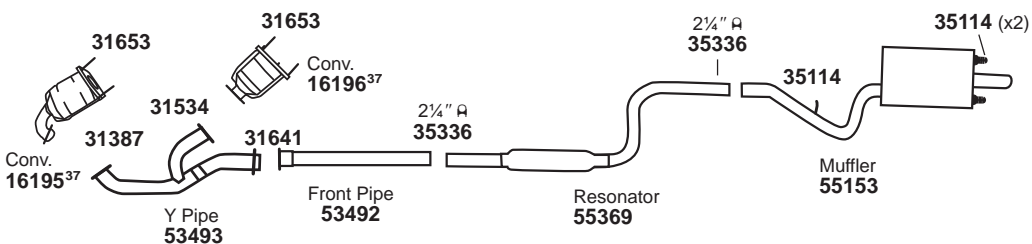
For 55153: SoundFX 18891

Univ. SoundFX 18161#

(118) 2006-01 6 CYL. SEBRING CONVERTIBLE w/2.7L ENG.



(119) 2006-01 6 CYL. SEBRING SEDAN w/2.7L ENG.



For 55153: SoundFX 18891

Univ. SoundFX 18161#

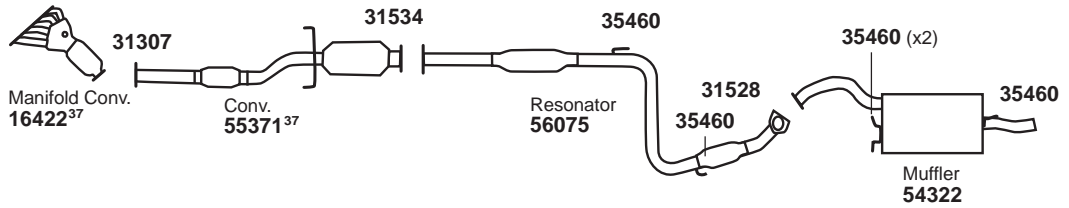
31387 Gskt.	31534 Gskt.	31597 Gskt.	31641 Gskt.	31653 Gskt.	35114 Insl.														

NOT LEGAL FOR SALE IN STATE OF CALIFORNIA  
IN NEW YORK STATE, CONVERTERS LISTED ARE LEGAL FOR FEDERAL/EPA EMISSION VEHICLES ONLY

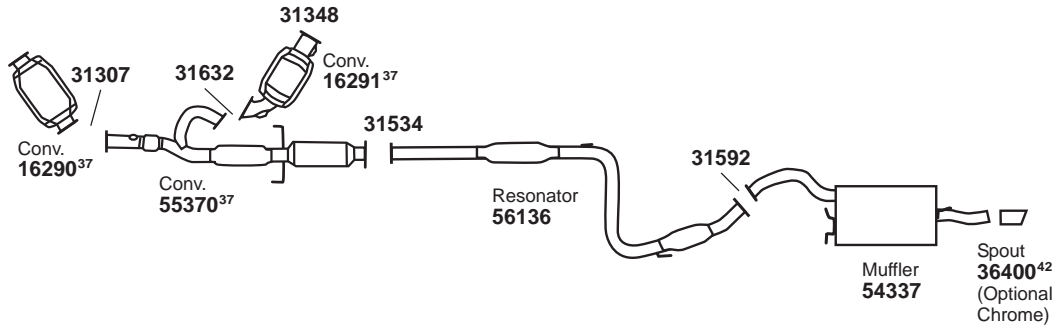


# CHRYSLER Sebring

(120) 2005-01 4 CYL. SEBRING COUPE w/2.4L ENG.



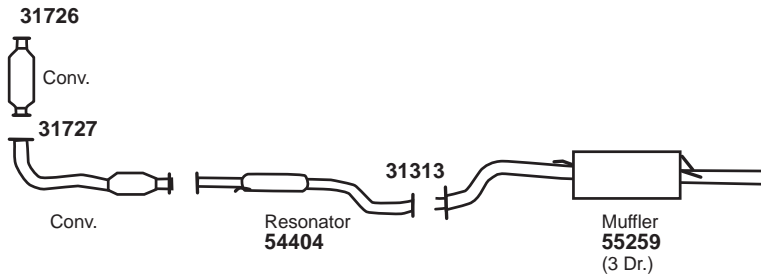
(121) 2005-01 6 CYL. SEBRING COUPE w/3.0L ENG.



For 16290: Univ. Conv. 93270#  
 For 16291: Univ. Conv. 93270#  
 For 55370: Univ. Conv. 93302#

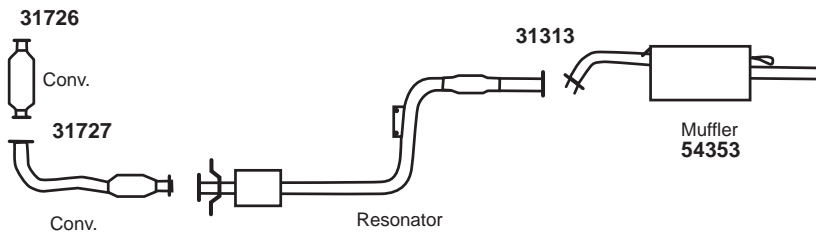
# DAEWOO Lanos

(122) 2002-99 4 CYL. LANOS w/1.6L ENG.



# DAEWOO Leganza

(123) 2002-99 4 CYL. LEGANZA w/2.2L ENG.



31307 Gskt.	31313 Gskt.	31348 Gskt.	31528 Gskt.	31534 Gskt.	31592 Gskt.	31632 Gskt.	31726 Gskt.	31727 Gskt.	35460 Insl.				

NOT LEGAL FOR SALE IN STATE OF CALIFORNIA  
 IN NEW YORK STATE, CONVERTERS LISTED ARE LEGAL FOR FEDERAL/EPA EMISSION VEHICLES ONLY

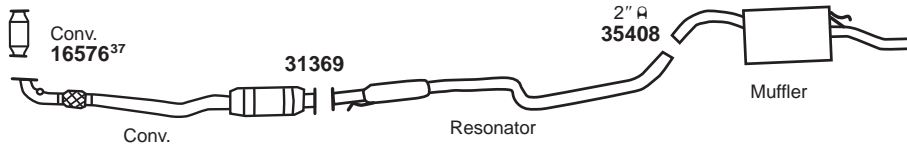
# Modifications and/or additional parts required.  
 37 Fits All Emissions Vehicles.

42 35600 Universal Pipe Hngr. can be substituted on most Tail Pipe Hanger applications.

GENERAL INFORMATION  
 PASSENGER CAR  
 LIGHT TRUCK  
 MUFFLER SPECS.  
 OPTIONAL MUFFLERS  
 ACCESSORIES  
 FOOTNOTES

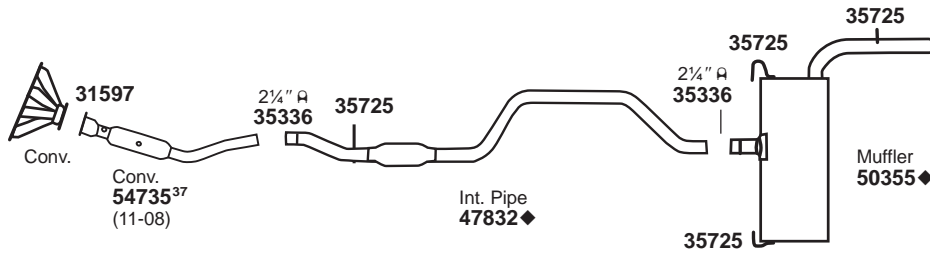
# DAEWOO Nubira

(124) 2002-99 4 CYL. NUBIRA w/2.0L ENG.



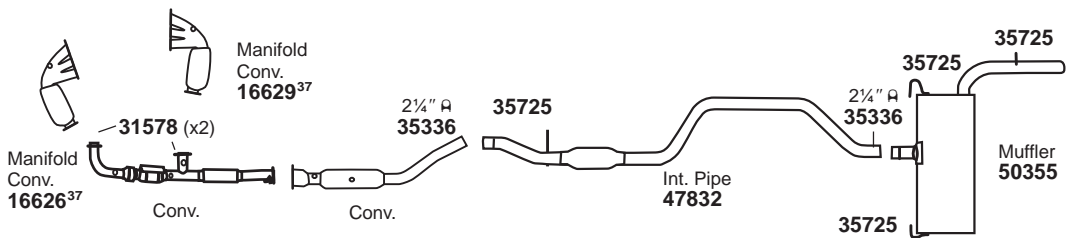
# DODGE Avenger

(125) 2012-08 4 CYL. AVENGER w/2.4L ENG.

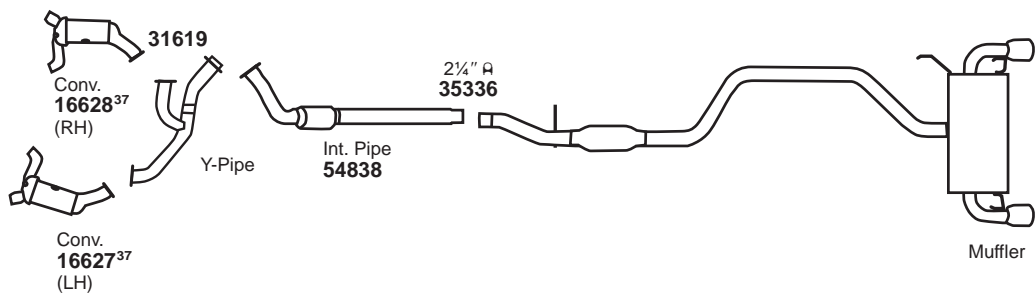


For 54735: Univ. Conv. 93267#

(126) 2010-08 6 CYL. AVENGER w/2.7L ENG.



(127) 2010-08 6 CYL. AVENGER R/T w/3.5L ENG.



31369 Gskt.	31578 Gskt.	31597 Gskt.	31619 Gskt.	35725 Insl.															

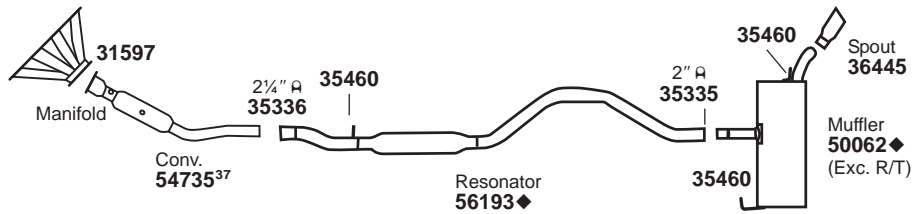
NOT LEGAL FOR SALE IN STATE OF CALIFORNIA  
IN NEW YORK STATE, CONVERTERS LISTED ARE LEGAL FOR FEDERAL/EPA EMISSION VEHICLES ONLY

66 ♦ If welded assembly, replace all required parts.  
# Modifications and/or additional parts required.

37 Fits All Emissions Vehicles.

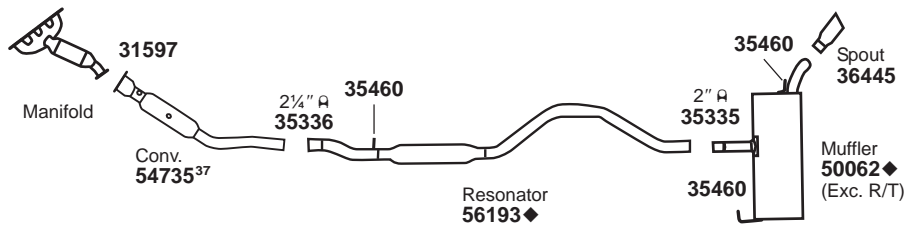
# DODGE Caliber

- (128) 2012-07 4 CYL. CALIBER w/2.0L ENG.  
2009-07 4 CYL. CALIBER w/1.8L ENG.



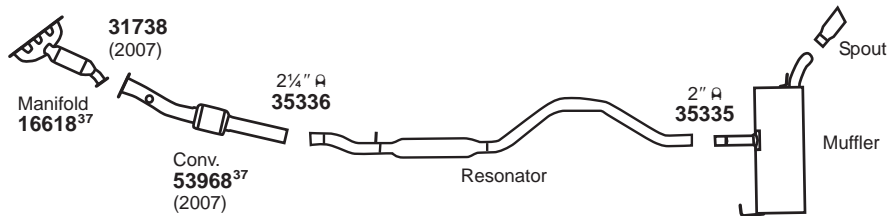
For 54735: Univ. Conv. 93267#

- (129) 2011-07 4 CYL. CALIBER w/2.4L ENG. (EXC. SRT-4), F.W.D.



For 54735: Univ. Conv. 93267#

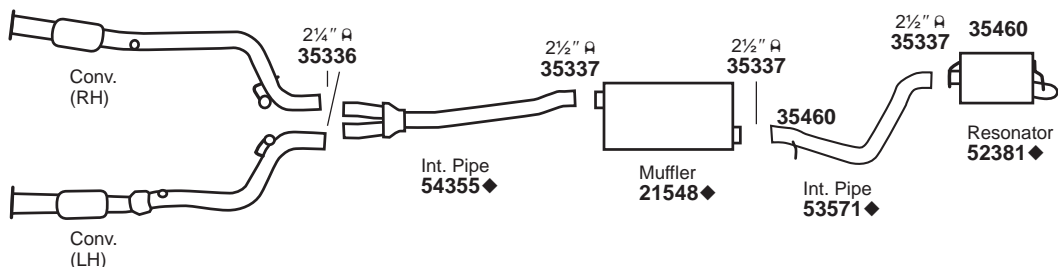
- (130) 2008-07 4 CYL. CALIBER w/2.4L ENG., A.W.D.



For 53968: Univ. Conv. 93271#

# DODGE Charger

- (131) 2010-06 6 CYL. CHARGER w/2.7L ENG.



For 21548: Super Turbo 17734#      Ultra Flo SS 17258<sup>576</sup>

31597 Gskt.	31738 Gskt.	35460 Insl.												

NOT LEGAL FOR SALE IN STATE OF CALIFORNIA  
IN NEW YORK STATE, CONVERTERS LISTED ARE LEGAL FOR FEDERAL/EPA EMISSION VEHICLES ONLY

◆ If welded assembly, replace all required parts.  
# Modifications and/or additional parts required.  
37 Fits All Emissions Vehicles.

576 For installation instructions and additional parts required, see the Cross Reference Chart in the Master Catalog.

GENERAL INFORMATION

PASSENGER CAR

LIGHT TRUCK

MUFFLER SPECS.

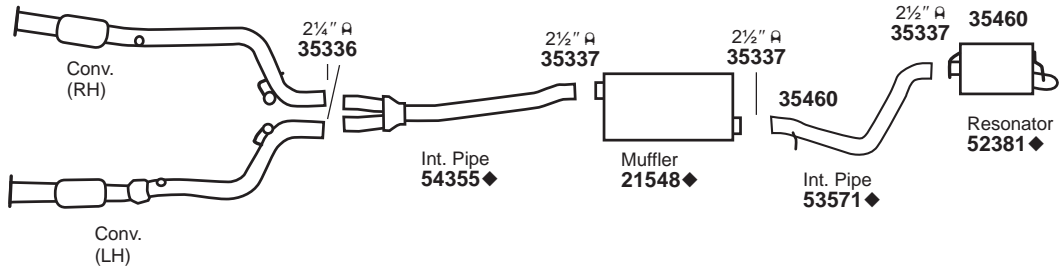
OPTIONAL MUFFLERS

ACCESSORIES

FOOTNOTES

# DODGE Charger

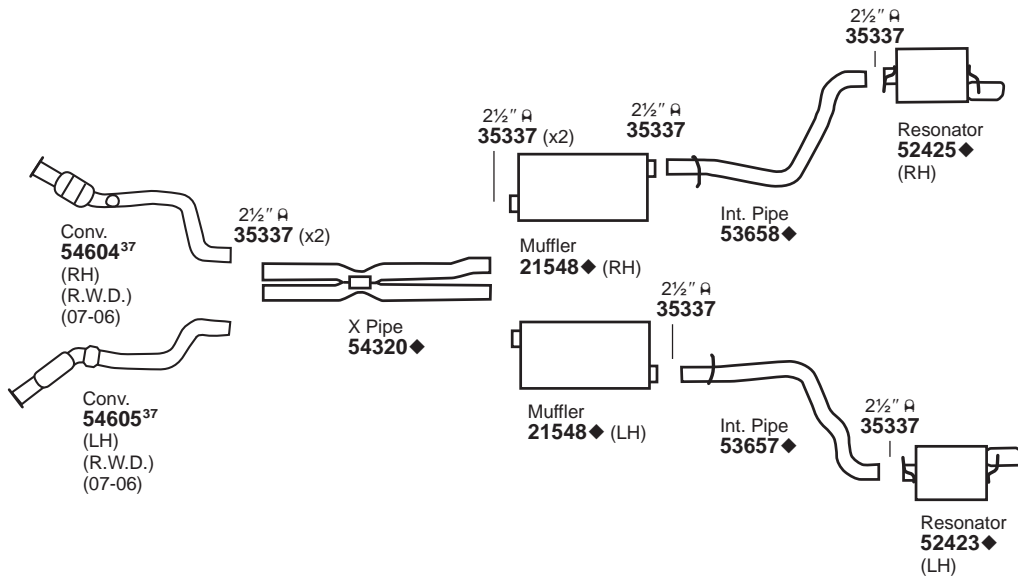
(132) 2010-06 6 CYL. CHARGER w/3.5L ENG.



For 21548: Super Turbo 17734#

Ultra Flo SS 17258<sup>576</sup>

(133) 2010-06 8 CYL. CHARGER w/5.7L ENG.



For 21548: Super Turbo 17734#

For 54604: Univ. Conv. 93271#

For 54605: Univ. Conv. 93271#

Ultra Flo SS 17258<sup>576</sup>

**DYNOMAX** SYSTEM AVAILABLE, See DynoMax Catalog

35460 Inst.																			
----------------	--	--	--	--	--	--	--	--	--	--	--	--	--	--	--	--	--	--	--

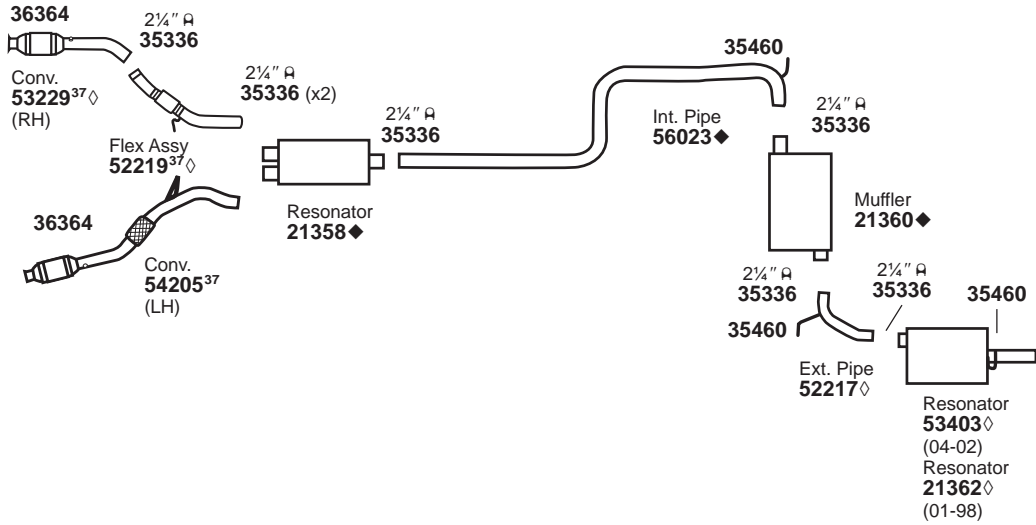
NOT LEGAL FOR SALE IN STATE OF CALIFORNIA  
IN NEW YORK STATE, CONVERTERS LISTED ARE LEGAL FOR FEDERAL/EPA EMISSION VEHICLES ONLY

◆ If welded assembly, replace all required parts.  
# Modifications and/or additional parts required.

576 For installation instructions and additional parts required, see the Cross Reference Chart in the Master Catalog.

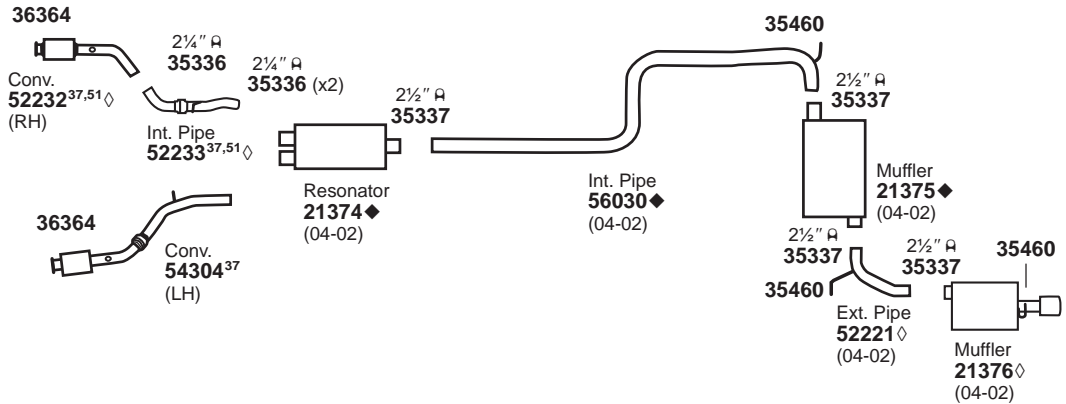
# DODGE Intrepid

(134) 2004-98 6 CYL. INTREPID, ES, SE w/2.7L ENG.



- For 21358: SoundFX 18926
- For 21360: SoundFX 18912
- For 21362: Super Turbo 17731#
- For 53229: Univ. Conv. 93252#
- For 54205: Univ. Conv. 93252#
- Super Turbo 17732#
- Ultra Flo SS 17282#

(135) 2004-00 6 CYL. INTREPID w/3.5L ENG.



- For 21374: SoundFX 18925
- For 21375: SoundFX 18920
- For 52232: Univ. Conv. 93252#
- For 54304: Univ. Conv. 93252#
- Super Turbo 17734#
- Ultra Flo SS 17258<sup>576</sup>

35460 Insl.	36364 Clmp.																		
----------------	----------------	--	--	--	--	--	--	--	--	--	--	--	--	--	--	--	--	--	--

NOT LEGAL FOR SALE IN STATE OF CALIFORNIA  
IN NEW YORK STATE, CONVERTERS LISTED ARE LEGAL FOR FEDERAL/EPA EMISSION VEHICLES ONLY

- ◇ If welded assembly, replace all required parts.
- ◆ If welded assembly, replace all required parts.
- # Modifications and/or additional parts required.
- 37 Fits All Emissions Vehicles.
- 51 Both parts required.
- 576 For installation instructions and additional parts required, see the Cross Reference Chart in the Master Catalog.

GENERAL INFORMATION

PASSENGER CAR

LIGHT TRUCK

MUFFLER SPECS.

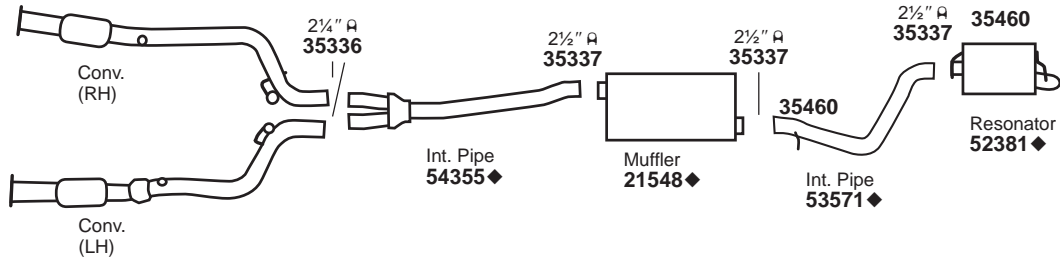
OPTIONAL MUFFLERS

ACCESSORIES

FOOTNOTES

# DODGE Magnum

(136) 2008-05 6 CYL. MAGNUM w/2.7L, 3.5L ENG.

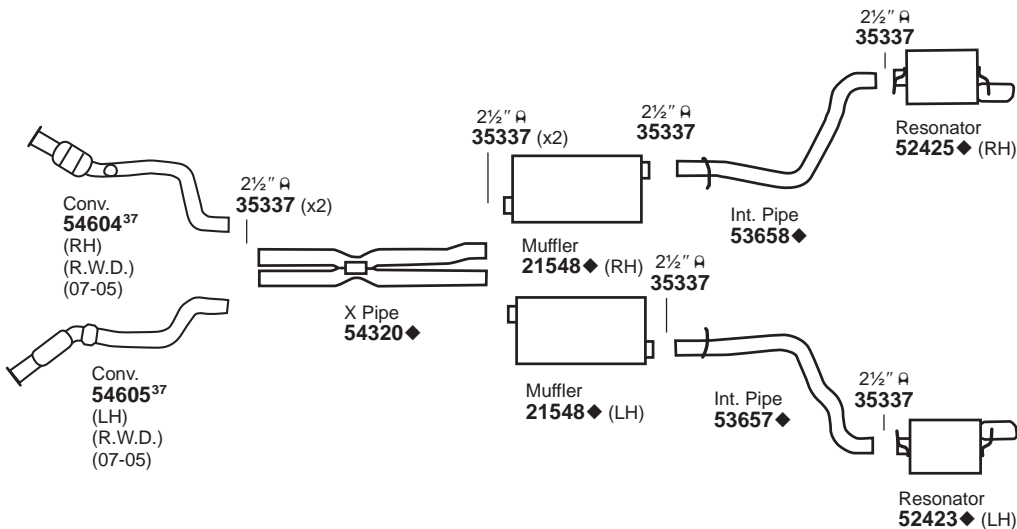


**DYNOMAX** SYSTEM AVAILABLE, See DynoMax Catalog

For 21548: Super Turbo 17734#

Ultra Flo SS 17258<sup>576</sup>

(137) 2008-05 8 CYL. MAGNUM R/T w/5.7L ENG.



**DYNOMAX** SYSTEM AVAILABLE, See DynoMax Catalog

For 21548: Super Turbo 17734#

Ultra Flo SS 17258<sup>576</sup>

For 54604: Univ. Conv. 93271#

For 54605: Univ. Conv. 93271#

35460 Inst.																			
----------------	--	--	--	--	--	--	--	--	--	--	--	--	--	--	--	--	--	--	--

NOT LEGAL FOR SALE IN STATE OF CALIFORNIA  
 IN NEW YORK STATE, CONVERTERS LISTED ARE LEGAL FOR FEDERAL/EPA EMISSION VEHICLES ONLY

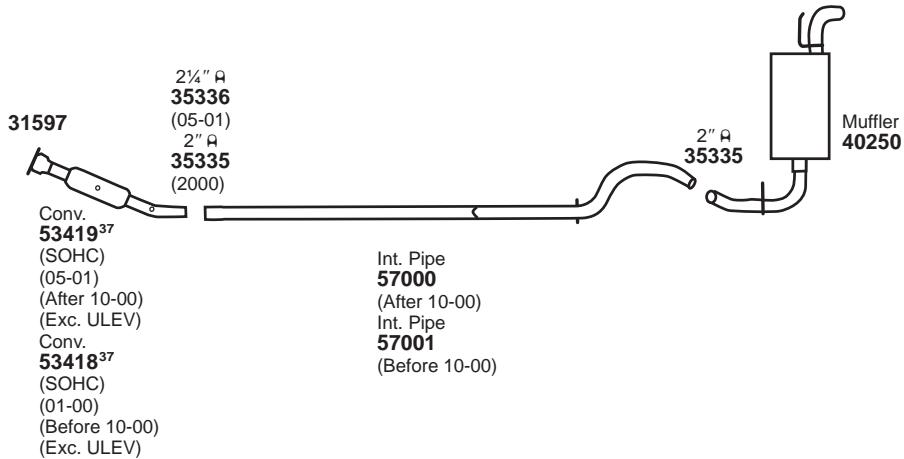
◆ If welded assembly, replace all required parts.  
 # Modifications and/or additional parts required.  
 70 37 Fits All Emissions Vehicles.

576 For installation instructions and additional parts required, see the Cross Reference Chart in the Master Catalog.



# DODGE Neon

(138) 2005-00 4 CYL. NEON SE, ACR, SXT, ES w/2.0L ENG.



For 40250: SoundFX 18896  
 For 53418: Univ. Conv. 93268#  
 For 53419: Univ. Conv. 93268#

GENERAL INFORMATION

PASSENGER CAR

LIGHT TRUCK

MUFFLER SPECS.

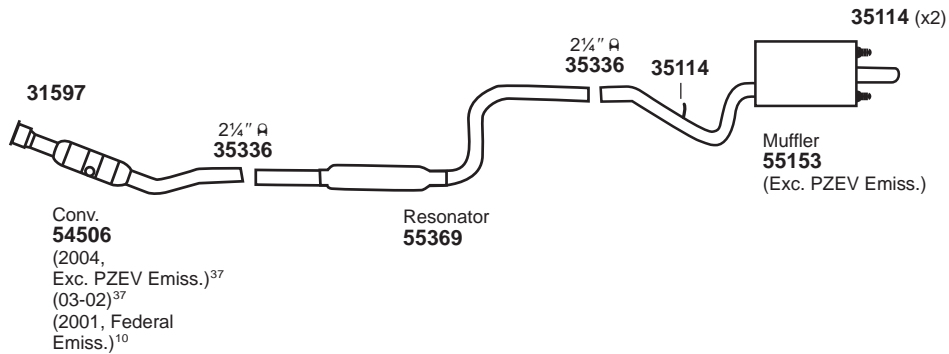
OPTIONAL MUFFLERS

ACCESSORIES

FOOTNOTES

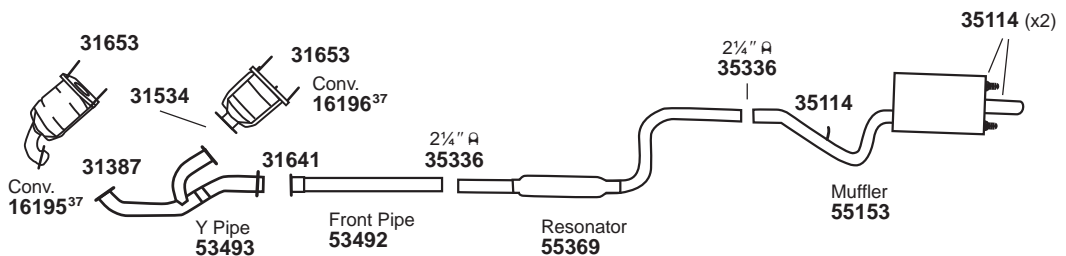
# DODGE Stratus

(139) 2006-01 4 CYL. STRATUS 4 DR. SEDAN w/2.4L ENG.



For 54506: Univ. Conv. 93268#  
 For 55153: SoundFX 18891 Univ. SoundFX 18161#

(140) 2006-01 6 CYL. STRATUS 4 DR. SEDAN w/2.7L ENG.



For 55153: SoundFX 18891 Univ. SoundFX 18161#

31387 Gskt.	31534 Gskt.	31597 Gskt.	31641 Gskt.	31653 Gskt.	35114 Insl.								

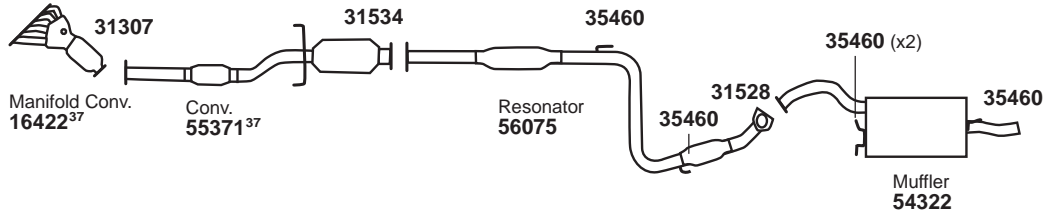
NOT LEGAL FOR SALE IN STATE OF CALIFORNIA  
 IN NEW YORK STATE, CONVERTERS LISTED ARE LEGAL FOR FEDERAL/EPA EMISSION VEHICLES ONLY

# Modifications and/or additional parts required.  
 10 Fits Federal/EPA Emission Vehicles.

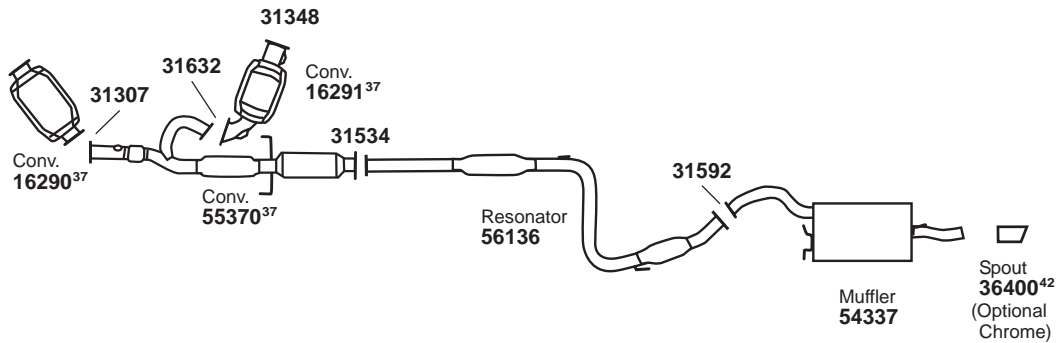
37 Fits All Emissions Vehicles.

# DODGE Stratus

(141) 2005-01 4 CYL. STRATUS COUPE w/2.4L ENG.



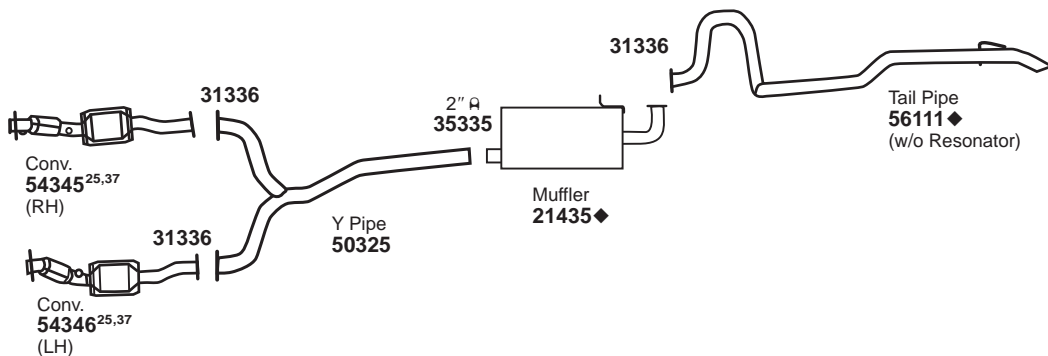
(142) 2005-01 6 CYL. STRATUS COUPE w/3.0L ENG.



For 16290: Univ. Conv. 93270#  
 For 16291: Univ. Conv. 93270#  
 For 55370: Univ. Conv. 93302#

# FORD Crown Victoria

(143) 2011-03 8 CYL. CROWN VICTORIA w/4.6L ENG., SINGLE EXHAUST (EXC. LIMOUSINE)



31307 Gskt.	31336 Gskt.	31348 Gskt.	31528 Gskt.	31534 Gskt.	31592 Gskt.	31632 Gskt.	35460 Insl.						

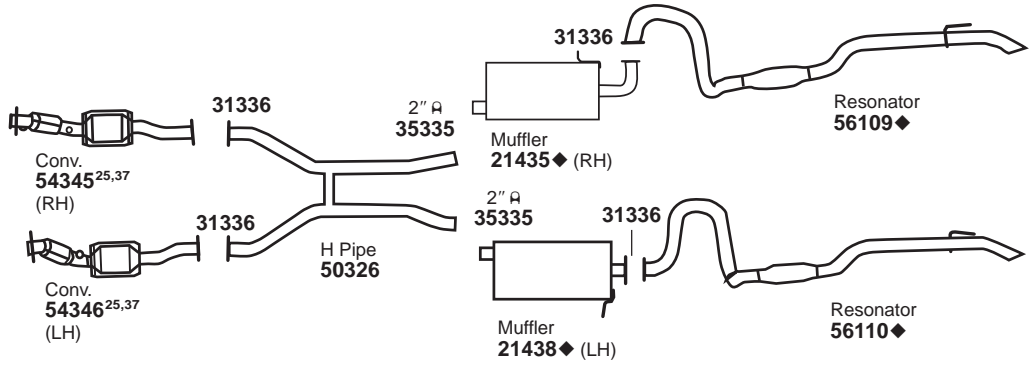
**NOT LEGAL FOR SALE IN STATE OF CALIFORNIA  
 IN NEW YORK STATE, CONVERTERS LISTED ARE LEGAL FOR FEDERAL/EPA EMISSION VEHICLES ONLY**

◆ If welded assembly, replace all required parts.  
 # Modifications and/or additional parts required.  
 25 Replaces multiple O.E. Converters. Only failed Converters may be replaced. See Catalytic Converter Installation Guide.

37 Fits All Emissions Vehicles.  
 42 35600 Universal Pipe Hngr. can be substituted on most Tail Pipe Hanger applications.

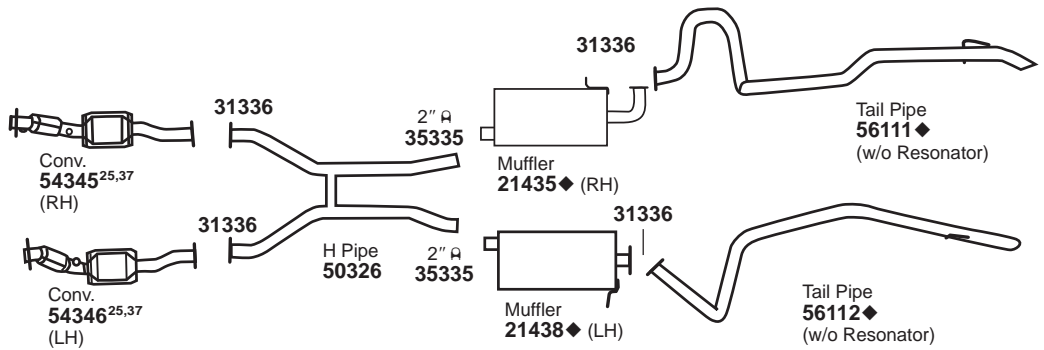
# FORD Crown Victoria

**(144) 2011-03 8 CYL. CROWN VICTORIA w/4.6L ENG., DUAL EXHAUST**



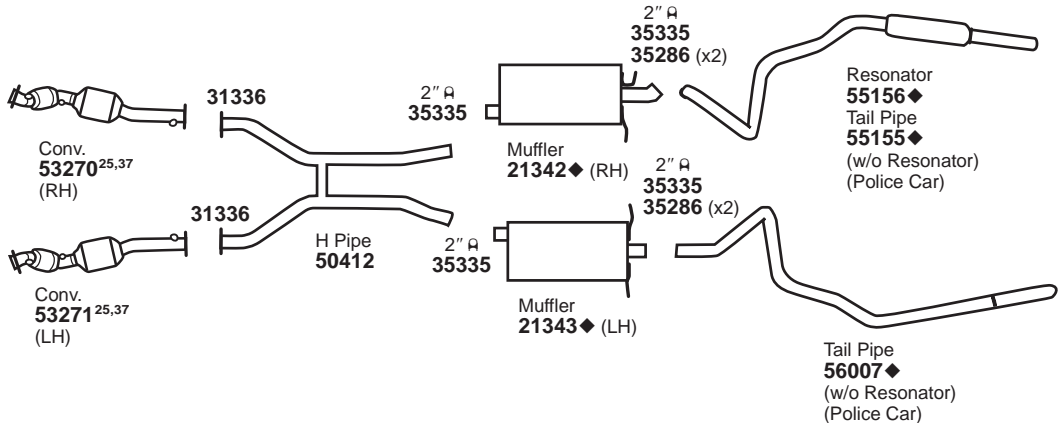
GENERAL INFORMATION  
PASSENGER CAR

**(145) 2011-03 8 CYL. POLICE INTERCEPTOR w/4.6L ENG., DUAL EXHAUST (EXC. FIRE SUPPRESSION SYSTEM)**



LIGHT TRUCK  
MUFFLER SPECS.  
OPTIONAL MUFFLERS

**(146) 2002-98 8 CYL. CROWN VICTORIA w/4.6L ENG., DUAL EXHAUST (INCLUDING POLICE CAR)**



ACCESSORIES  
FOOTNOTES

For 21342: SoundFX 18560  
For 21343: SoundFX 18845

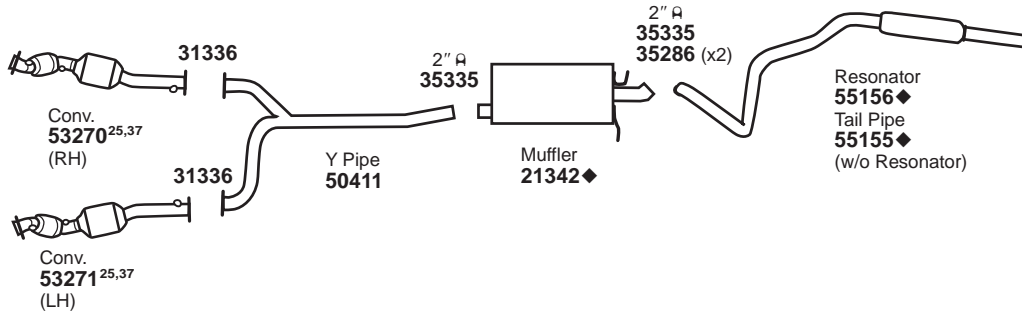
31336 Gskt.	35286 Insl.																		

NOT LEGAL FOR SALE IN STATE OF CALIFORNIA  
IN NEW YORK STATE, CONVERTERS LISTED ARE LEGAL FOR FEDERAL/EPA EMISSION VEHICLES ONLY

◆ If welded assembly, replace all required parts.  
25 Replaces multiple O.E. Converters. Only failed Converters may be replaced. See Catalytic Converter Installation Guide.  
37 Fits All Emissions Vehicles.

# FORD Crown Victoria

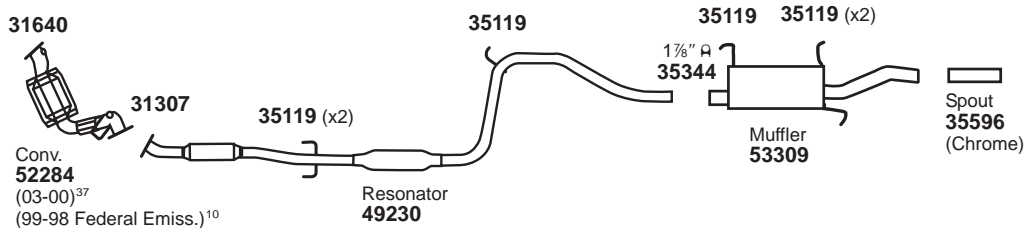
(147) 2002-98 8 CYL. CROWN VICTORIA w/4.6L ENG., SINGLE EXHAUST



For 21342: SoundFX 18560

# FORD Escort

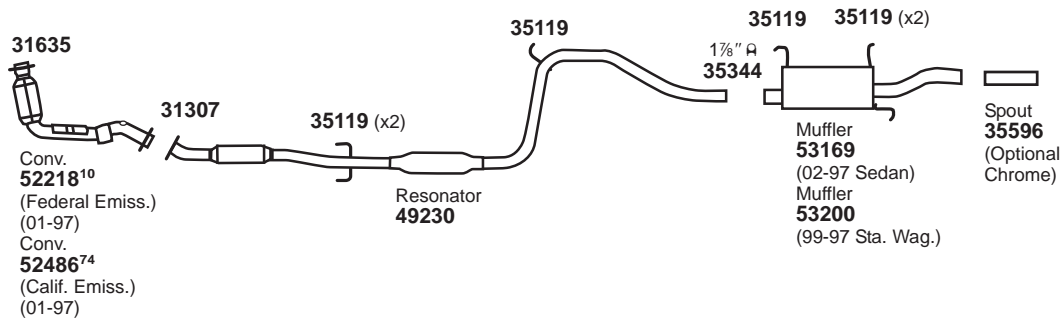
(148) 2003-98 4 CYL. ESCORT ZX2 w/2.0L ENG. CODE 3



For 52284: Univ. Conv. 93236#

For 53309: SoundFX 18974

(149) 2002-97 4 CYL. ESCORT w/2.0L ENG. CODE P



For 52218: Univ. Conv. 93236#

For 53169: SoundFX 18563

For 53200: SoundFX 18582

Univ. SoundFX 18153#

31307 Gskt.	31336 Gskt.	31635 Gskt.	31640 Gskt.	35119 Insl.	35286 Insl.								

NOT LEGAL FOR SALE IN STATE OF CALIFORNIA  
IN NEW YORK STATE, CONVERTERS LISTED ARE LEGAL FOR FEDERAL/EPA EMISSION VEHICLES ONLY

◆ If welded assembly, replace all required parts.

# Modifications and/or additional parts required.

10 Fits Federal/EPA Emission Vehicles.

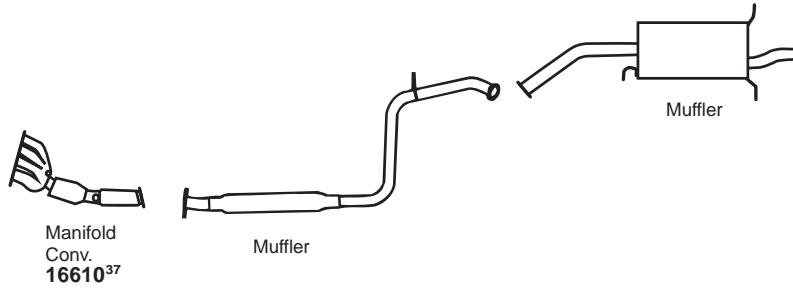
25 Replaces multiple O.E. Converters. Only failed Converters may be replaced. See Catalytic Converter Installation Guide.

37 Fits All Emissions Vehicles.

74 Fits California/50 State Emission Vehicles.

# FORD Fiesta

(150) 2015-11 4 CYL. FIESTA w/1.6L ENG., NATURALLY ASPIRATED

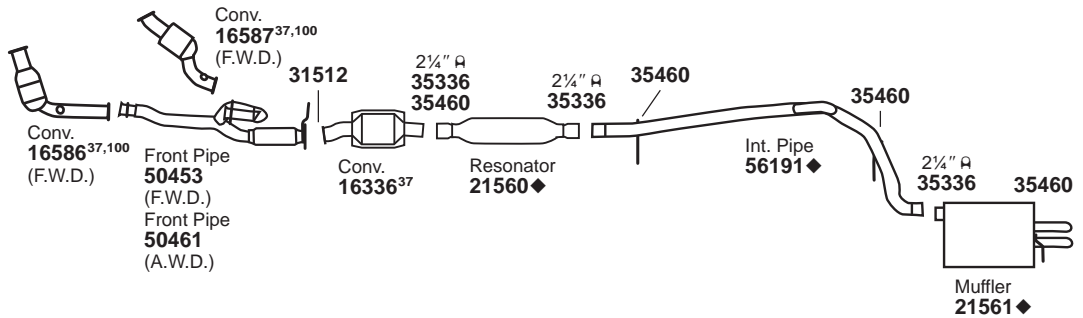


GENERAL INFORMATION

PASSENGER CAR

# FORD Five Hundred

(151) 2007-05 6 CYL. FIVE HUNDRED w/3.0L ENG.



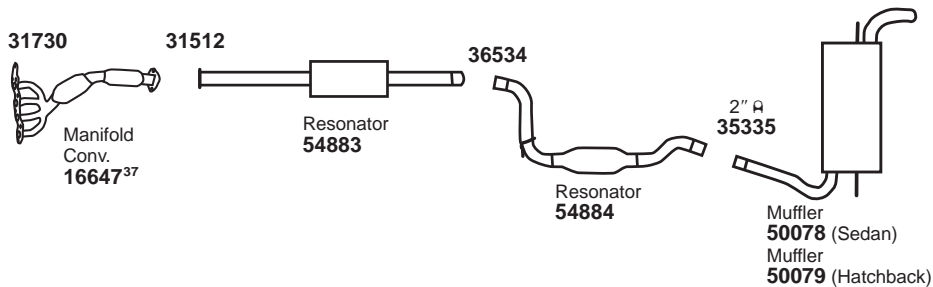
LIGHT TRUCK

MUFFLER SPECS.

For 16336: Univ. Conv. 93252#

# FORD Focus

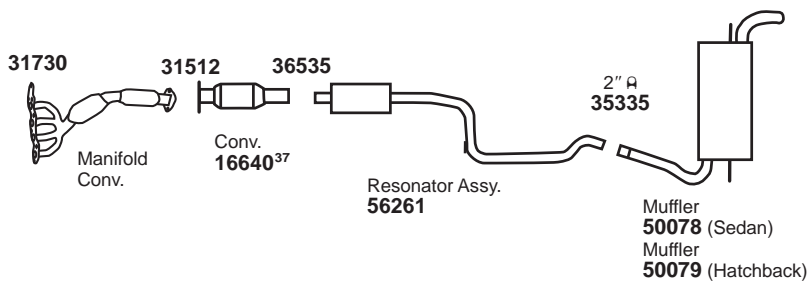
(152) 2017-12 4 CYL. FOCUS w/2.0L ENG., w/o PZEV EMISSIONS, EXC. TURBO



OPTIONAL MUFFLERS

ACCESSORIES

(153) 2017-12 4 CYL. FOCUS w/2.0L ENG., w/PZEV EMISSIONS, EXC. TURBO



FOOTNOTES

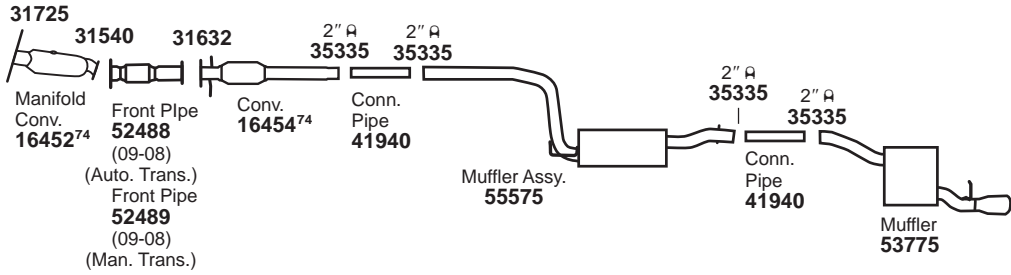
31512 Gskt.	31730 Gskt.	35460 Insl.	36534 Clamp	36535 Clamp															

NOT LEGAL FOR SALE IN STATE OF CALIFORNIA  
 IN NEW YORK STATE, CONVERTERS LISTED ARE LEGAL FOR FEDERAL/EPA EMISSION VEHICLES ONLY

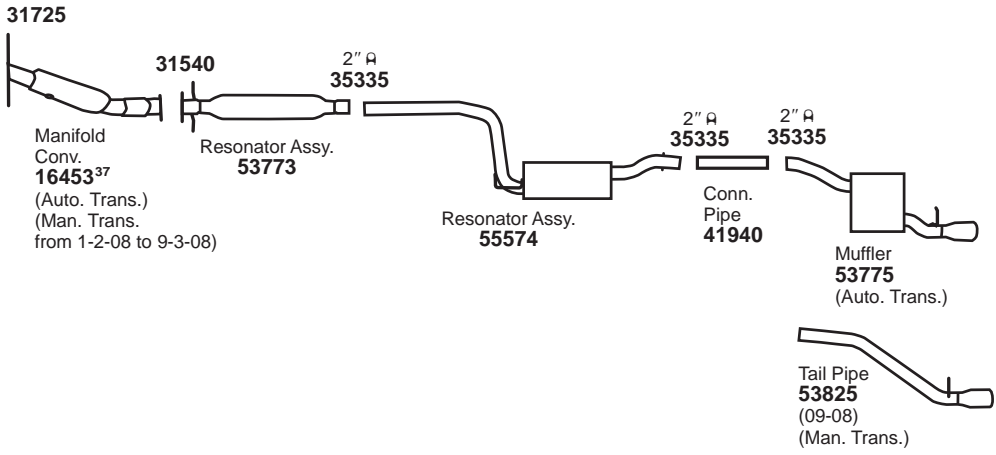
◆ If welded assembly, replace all required parts. 37 Fits All Emissions Vehicles.  
 # Modifications and/or additional parts required. 100 Ultra Converter.

# FORD Focus

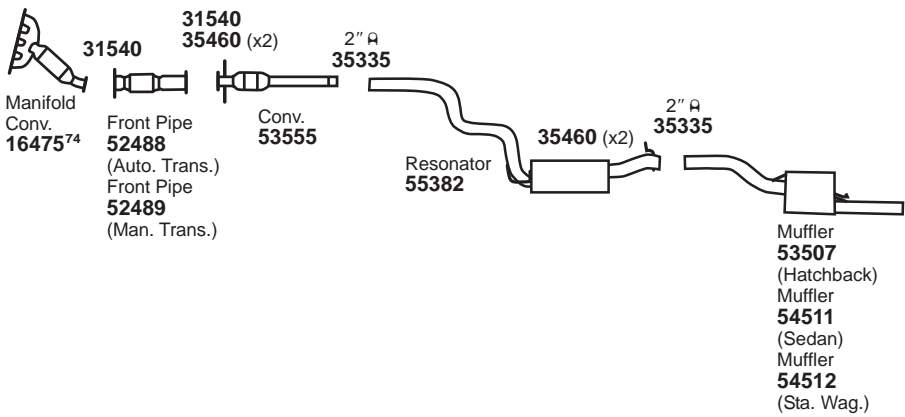
**(154) 2011-08 4 CYL. FOCUS w/2.0L ENG. w/PZEV EMISSIONS**



**(155) 2011-08 4 CYL. FOCUS w/2.0L ENG. w/o PZEV EMISSIONS**



**(156) 2007-05 4 CYL. FOCUS w/2.0L ENG., CALIFORNIA EMISSIONS**

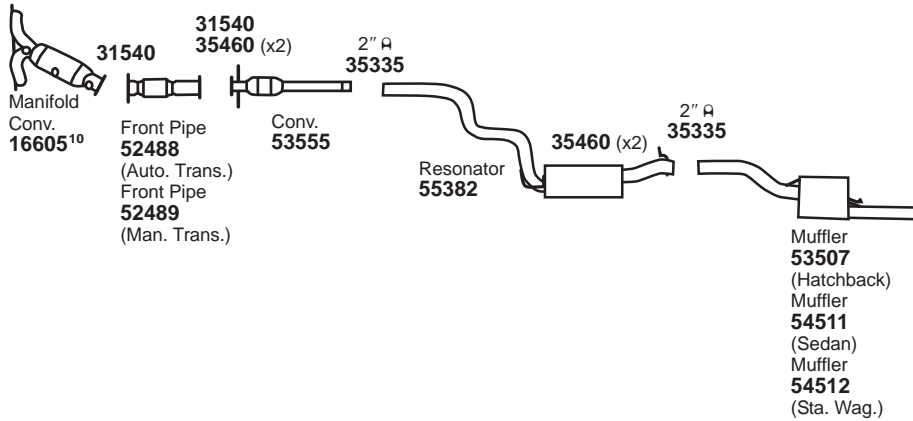


**NOTE: To connect 53555 to original resonator pipe assembly:**  
 1) Cut original pipe 28" downstream of inlet flange under floor converter.  
 2) Connect pipes using 35335 clamp.

31540 Gskt.	31632 Gskt.	31725 Gskt.	35460 Insl.										

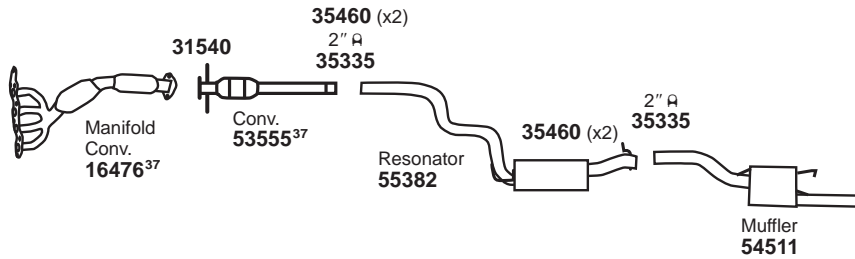
**NOT LEGAL FOR SALE IN STATE OF CALIFORNIA  
 IN NEW YORK STATE, CONVERTERS LISTED ARE LEGAL FOR FEDERAL/EPA EMISSION VEHICLES ONLY**

**(157) 2007-06 4 CYL. FOCUS w/2.0L ENG., FEDERAL EMISSIONS**



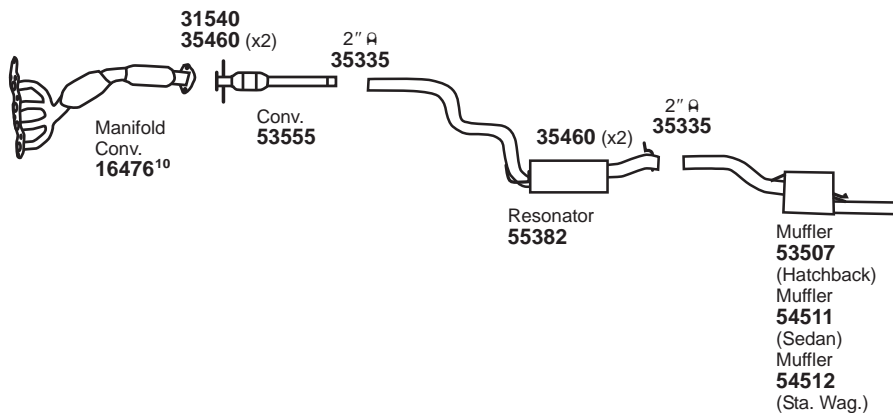
**NOTE: To connect 53555 to original resonator pipe assembly:**  
 1) Cut original pipe 28" downstream of inlet flange under floor converter.  
 2) Connect pipes using 35335 clamp.

**(158) 2007-05 4 CYL. FOCUS w/2.3L ENG.**



**NOTE: To connect 53555 to original resonator pipe assembly:**  
 1) Cut original pipe 28" downstream of inlet flange under floor converter.  
 2) Connect pipes using 35335 clamp.

**(159) 2005 4 CYL. FOCUS w/2.0L ENG., FEDERAL EMISSIONS**



**NOTE: To connect 53555 to original resonator pipe assembly:**  
 1) Cut original pipe 28" downstream of inlet flange under floor converter.  
 2) Connect pipes using 35335 clamp.

31540 Gskt.	35460 Insl.																		

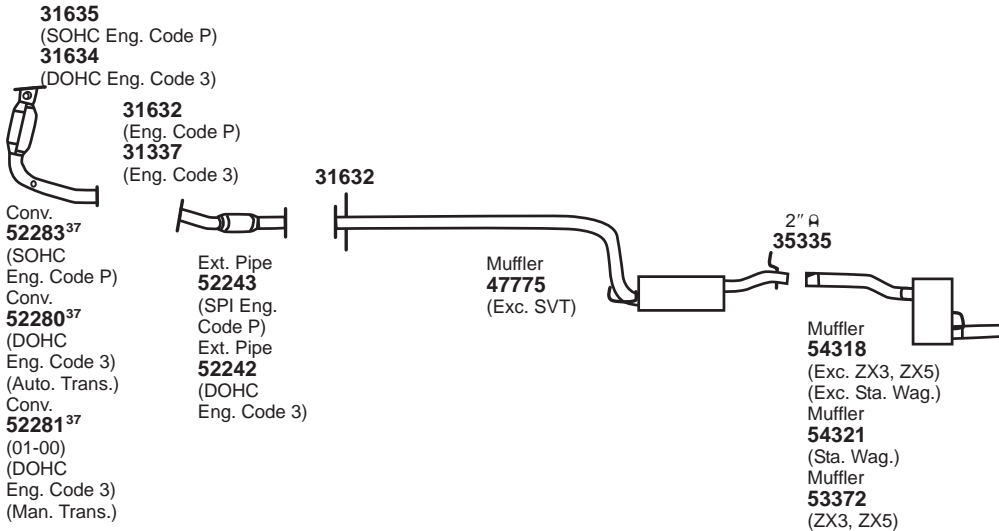
**NOT LEGAL FOR SALE IN STATE OF CALIFORNIA  
 IN NEW YORK STATE, CONVERTERS LISTED ARE LEGAL FOR FEDERAL/EPA EMISSION VEHICLES ONLY**

- GENERAL INFORMATION
- PASSENGER CAR
- LIGHT TRUCK
- MUFFLER SPECS.
- OPTIONAL MUFFLERS
- ACCESSORIES
- FOOTNOTES



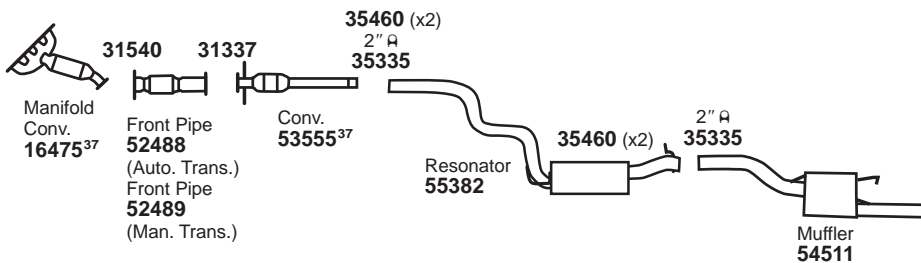
# FORD Focus

(160) 2004-00 4 CYL. FOCUS w/2.0L ENG.



- For 47775: SoundFX 18960
- For 52280: Univ. Conv. 93238#
- For 52281: Univ. Conv. 93238#
- For 52283: Univ. Conv. 93238#
- For 54318: SoundFX 18940

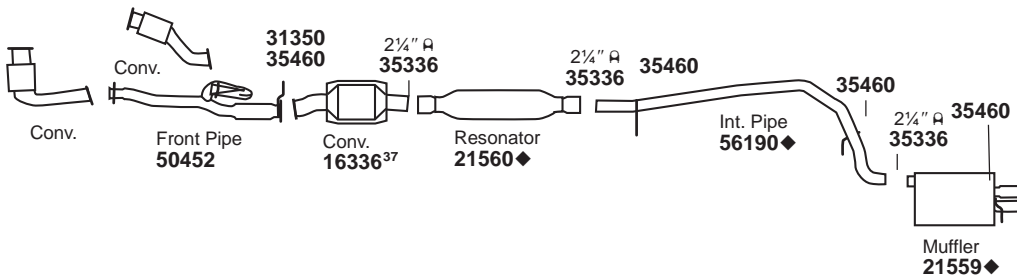
(161) 2004-03 4 CYL. FOCUS w/2.3L ENG.



NOTE: To connect 53555 to original resonator pipe assembly:  
 1) Cut original pipe 28" downstream of inlet flange under floor converter.  
 2) Connect pipes using 35335 clamp.

# FORD Freestyle

(162) 2007-05 6 CYL. FREESTYLE w/3.0L ENG.



For 16336: Univ. Conv. 93252#

31337 Gskt.	31350 Gskt.	31540 Gskt.	31632 Gskt.	31634 Gskt.	31635 Gskt.	35460 Insl.							

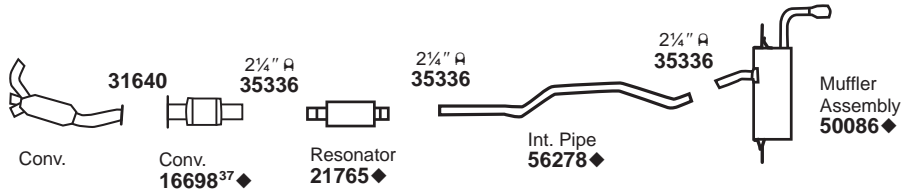
NOT LEGAL FOR SALE IN STATE OF CALIFORNIA  
 IN NEW YORK STATE, CONVERTERS LISTED ARE LEGAL FOR FEDERAL/EPA EMISSION VEHICLES ONLY

78 ♦ If welded assembly, replace all required parts.  
 # Modifications and/or additional parts required.

37 Fits All Emissions Vehicles.

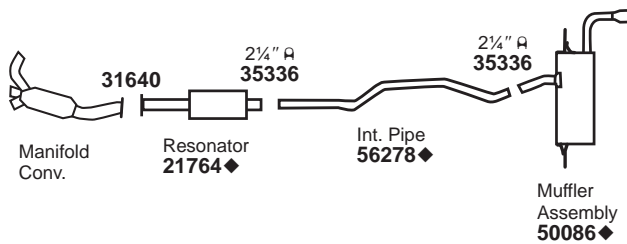
# FORD Fusion

- (163) 2017-13 4 CYL. FUSION ENERGI HYBRID w/2.0L ENG.  
 2017-13 4 CYL. FUSION HYBRID w/2.0L ENG.  
 2016-14 4 CYL. FUSION w/1.5L TURBO ENG.

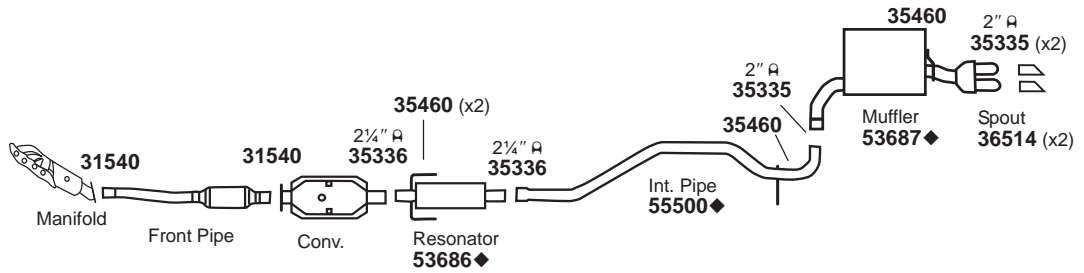


For 16698: Univ. Conv. 93271#

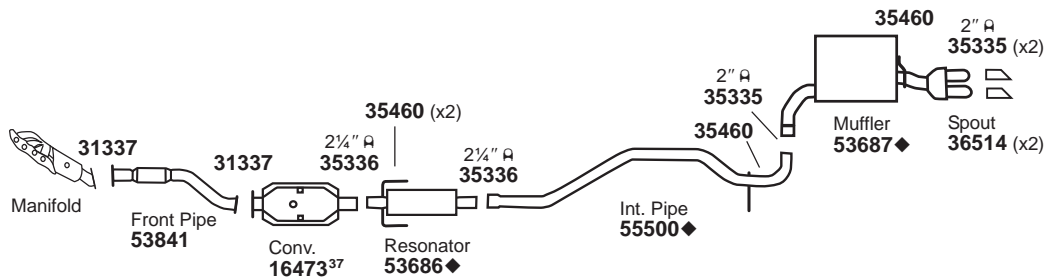
- (164) 2016-13 4 CYL. FUSION w/2.5L ENG.  
 2014-13 4 CYL. FUSION w/1.6L ENG.



- (165) 2012-10 4 CYL. FUSION HYBRID w/2.5L ENG.



- (166) 2012-10 4 CYL. FUSION w/2.5L ENG. (EXC. HYBRID)



31337 Gskt.	31540 Gskt.	31640 Gskt.	35460 Insl.										

NOT LEGAL FOR SALE IN STATE OF CALIFORNIA  
 IN NEW YORK STATE, CONVERTERS LISTED ARE LEGAL FOR FEDERAL/EPA EMISSION VEHICLES ONLY

◆ If welded assembly, replace all required parts.  
 # Modifications and/or additional parts required.

37 Fits All Emissions Vehicles.

GENERAL INFORMATION

PASSENGER CAR

LIGHT TRUCK

MUFFLER SPECS.

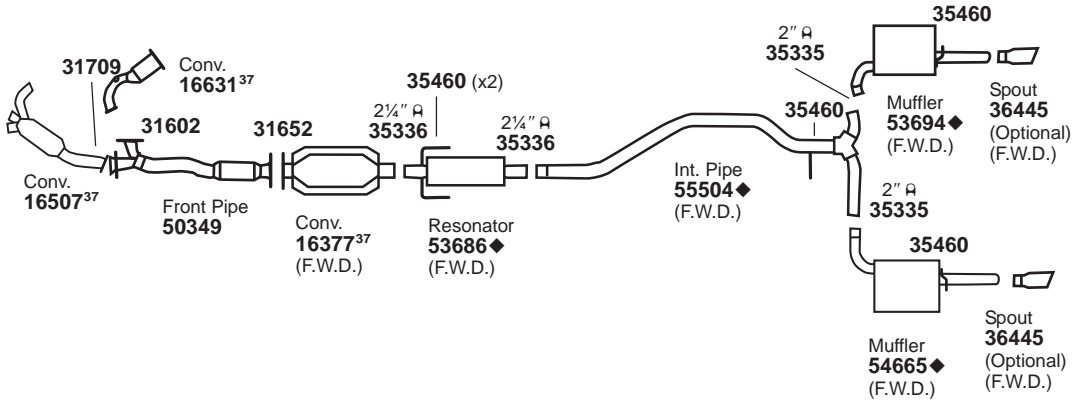
OPTIONAL MUFFLERS

ACCESSORIES

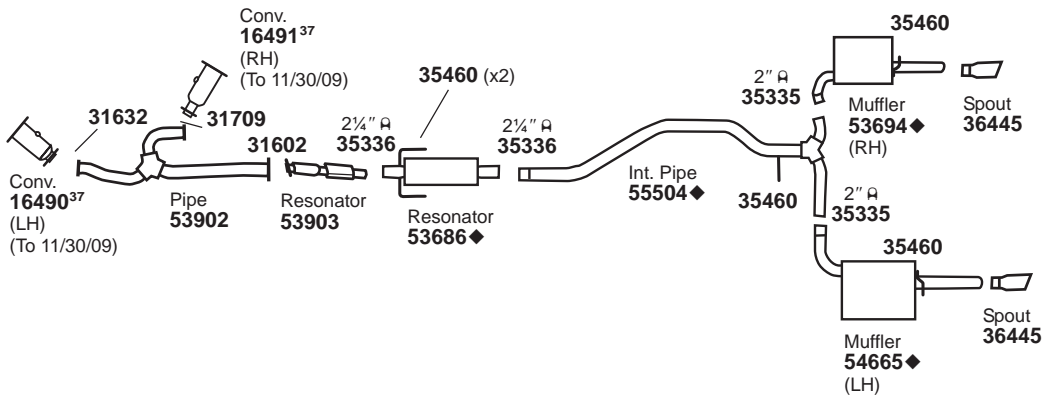
FOOTNOTES

# FORD Fusion

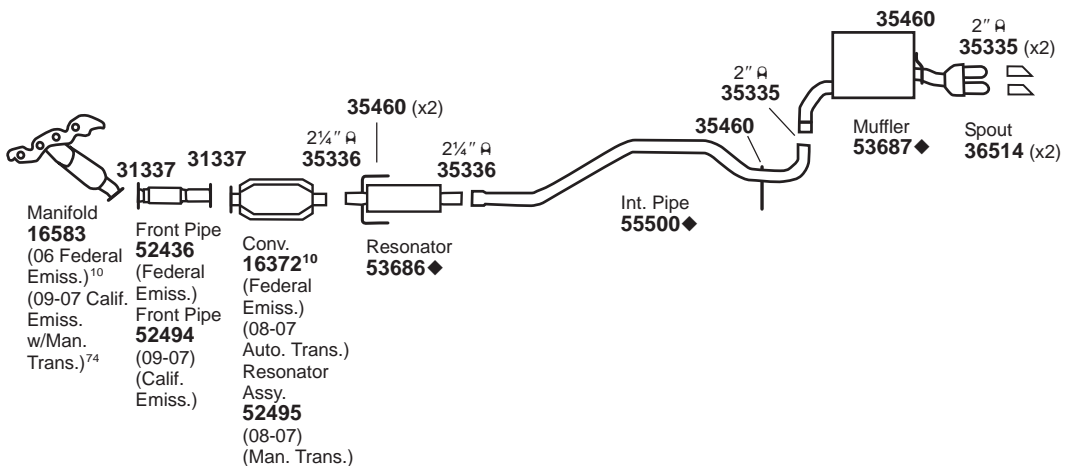
(167) 2012-10 6 CYL. FUSION w/3.0L ENG.



(168) 2012-10 6 CYL. FUSION w/3.5L ENG., F.W.D.



(169) 2009-06 4 CYL. FUSION w/2.3L ENG.



For 16372: Univ. Conv. 93237 #

31337 Gskt.	31602 Gskt.	31632 Gskt.	31652 Gskt.	31709 Gskt.	35460 Insl.										

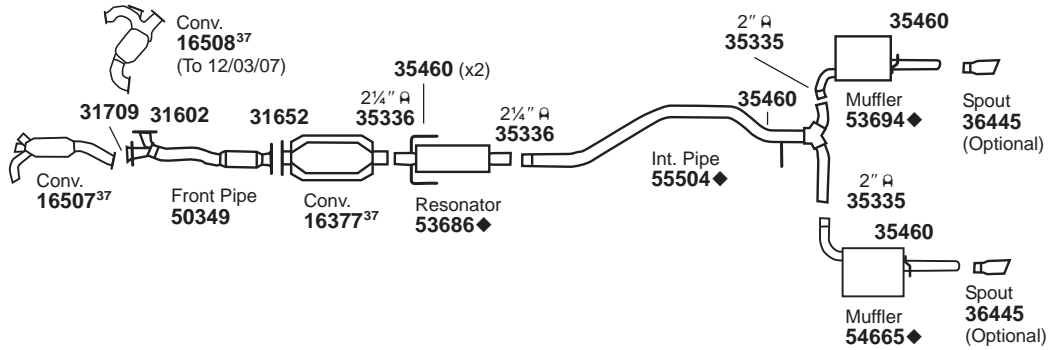
NOT LEGAL FOR SALE IN STATE OF CALIFORNIA  
IN NEW YORK STATE, CONVERTERS LISTED ARE LEGAL FOR FEDERAL/EPA EMISSION VEHICLES ONLY

◆ If welded assembly, replace all required parts.  
# Modifications and/or additional parts required.  
80 10 Fits Federal/EPA Emission Vehicles.

37 Fits All Emissions Vehicles.  
74 Fits California/50 State Emission Vehicles.

# FORD Fusion

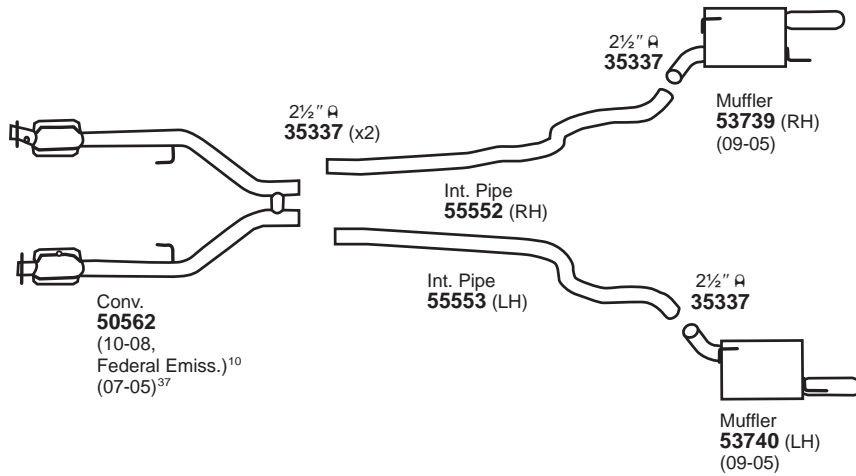
(170) 2009-07 6 CYL. FUSION w/3.0L ENG., F.W.D. ONLY  
 2006 6 CYL. FUSION w/3.0L ENG.



GENERAL INFORMATION  
 PASSENGER CAR  
 LIGHT TRUCK

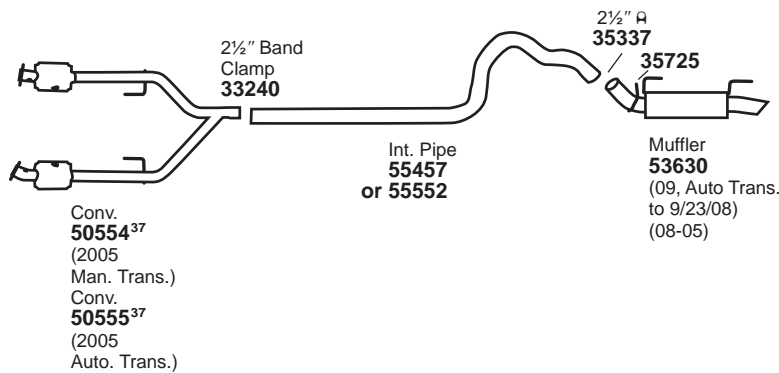
# FORD Mustang

(171) 2010-05 8 CYL. MUSTANG w/4.6L ENG.



MUFFLER SPECS.  
 OPTIONAL MUFFLERS  
 ACCESSORIES

(172) 2009-05 6 CYL. MUSTANG w/4.0L ENG.



FOOTNOTES

31602 Gskt.	31652 Gskt.	31709 Gskt.	35460 Insl.	35725 Insl.									

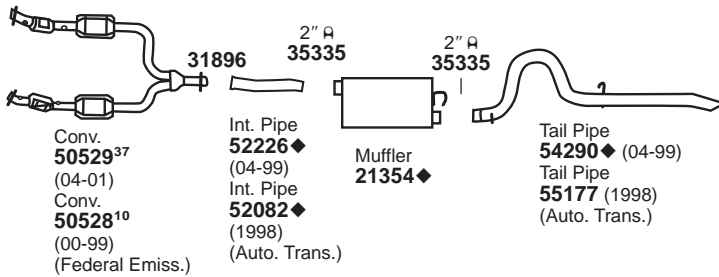
NOT LEGAL FOR SALE IN STATE OF CALIFORNIA  
 IN NEW YORK STATE, CONVERTERS LISTED ARE LEGAL FOR FEDERAL/EPA EMISSION VEHICLES ONLY

◆ If welded assembly, replace all required parts.  
 10 Fits Federal/EPA Emission Vehicles.

37 Fits All Emissions Vehicles.

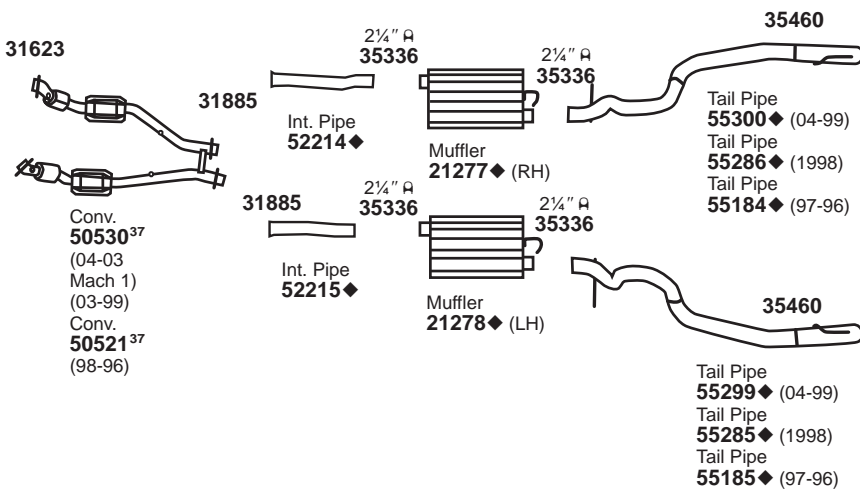
# FORD Mustang

(173) 2004 6 CYL. MUSTANG w/3.9L ENG.  
2004-98 6 CYL. MUSTANG w/3.8L ENG.



For 21354: SoundFX 18971

(174) 2004-03 8 CYL. MUSTANG MACH1 w/4.6L ENG., DUAL EXHAUST  
2004-96 8 CYL. MUSTANG GT w/4.6L ENG., DUAL EXHAUST  
2001 8 CYL. MUSTANG BULLIT w/4.6L ENG., DUAL EXHAUST

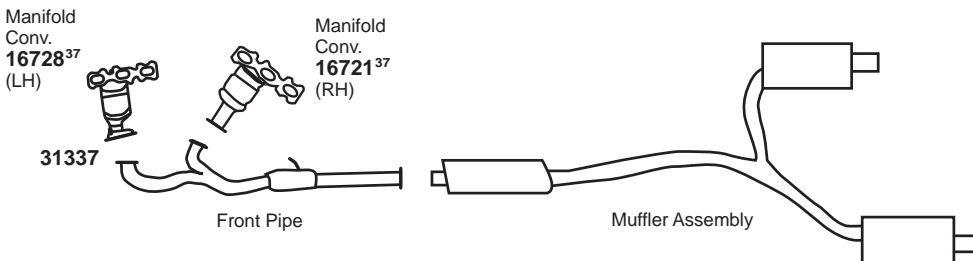


**DYNOMAX** SYSTEM AVAILABLE, See DynoMax Catalog

For 21277: Super Turbo 17732#  
For 21278: Super Turbo 17732#

# FORD Police Interceptor Sedan

(175) 2015-13 6 CYL. POLICE INTERCEPTOR SEDAN w/3.5L, 3.7L ENG., NATURALLY ASPIRATED

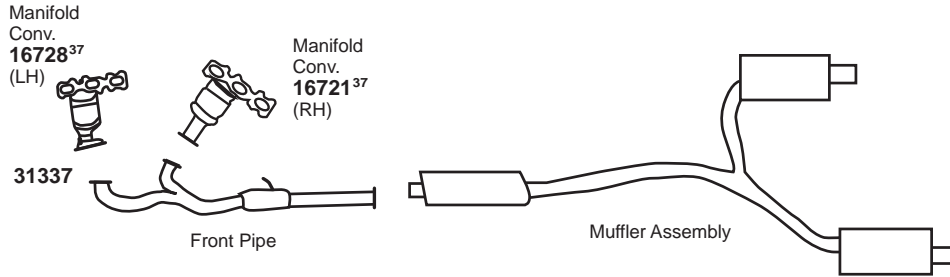


31337 Gskt.	31623 Gskt.	31885 Flng.	31896 Flng.	35460 Insl.									

NOT LEGAL FOR SALE IN STATE OF CALIFORNIA  
IN NEW YORK STATE, CONVERTERS LISTED ARE LEGAL FOR FEDERAL/EPA EMISSION VEHICLES ONLY

# FORD Taurus

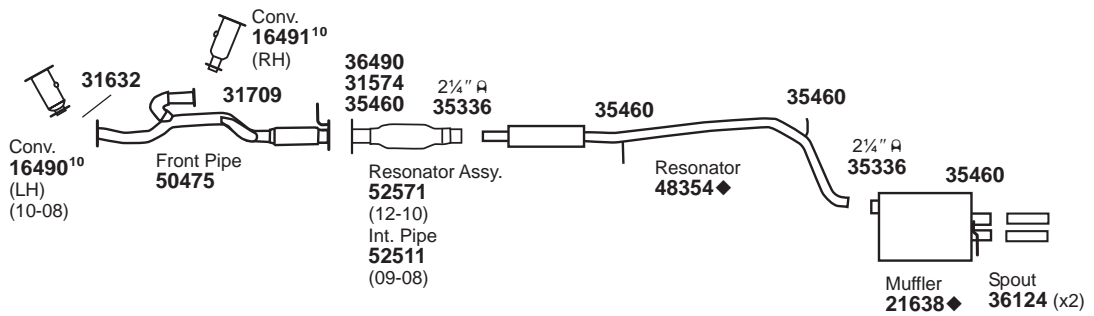
**(176) 2015-13 6 CYL. TAURUS w/3.5L ENG. (EXC. SHO)**



GENERAL INFORMATION

PASSENGER CAR

**(177) 2012-08 6 CYL. TAURUS w/3.5L ENG., FWD, FEDERAL EMISSIONS, EXC. SHO**

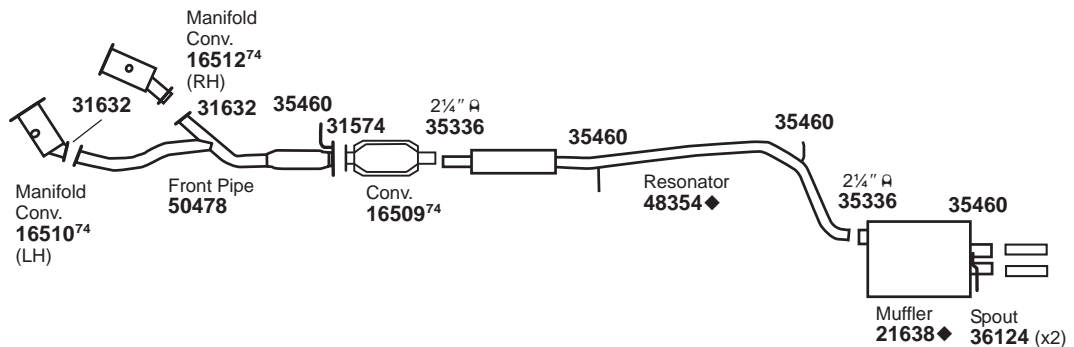


LIGHT TRUCK

MUFFLER SPECS.

OPTIONAL MUFFLERS

**(178) 2009-08 6 CYL. TAURUS w/3.5L ENG., FWD, CALIFORNIA EMISSIONS**



ACCESSORIES

FOOTNOTES

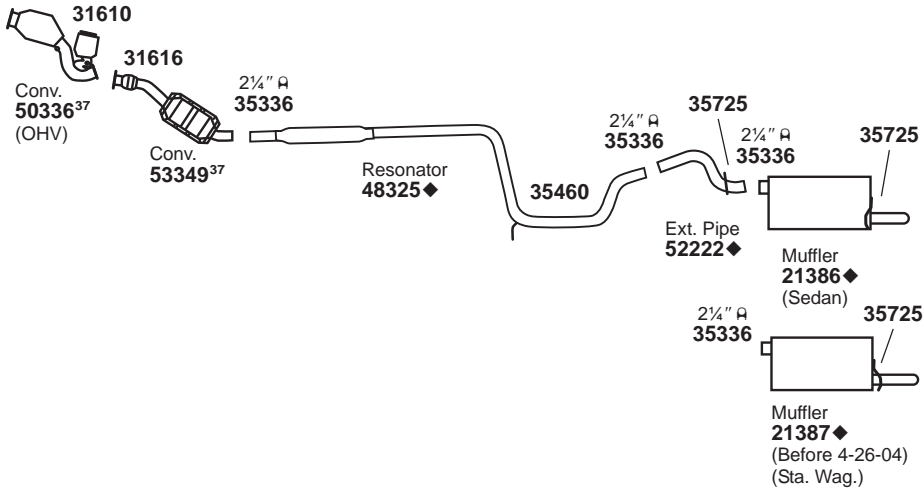
31337 Gskt.	31574 Gskt.	31632 Gskt.	31709 Gskt.	35460 Insl.	36490 Bolt Kit														

**NOT LEGAL FOR SALE IN STATE OF CALIFORNIA  
IN NEW YORK STATE, CONVERTERS LISTED ARE LEGAL FOR FEDERAL/EPA EMISSION VEHICLES ONLY**

◆ If welded assembly, replace all required parts.  
 10 Fits Federal/EPA Emission Vehicles.  
 37 Fits All Emissions Vehicles.  
 74 Fits California/50 State Emission Vehicles.

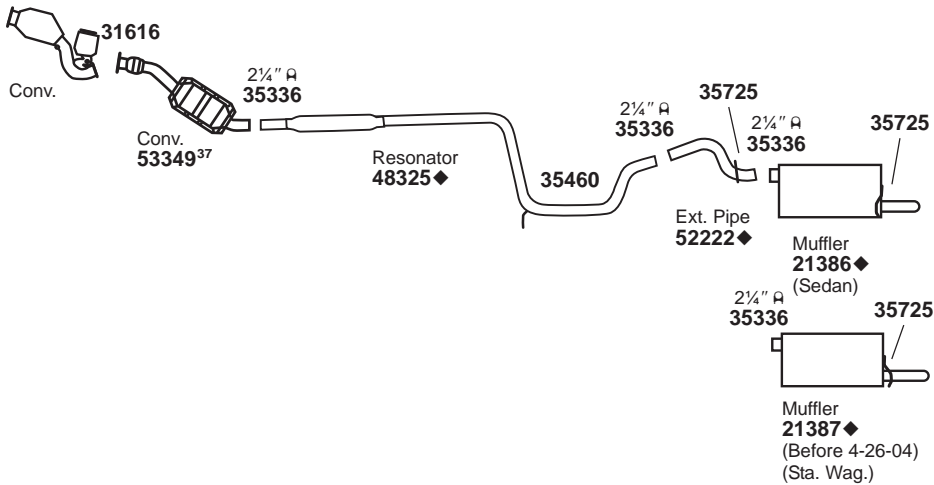
# FORD Taurus

(179) 2007-00 6 CYL. TAURUS w/3.0L ENG. CODE U



For 21386: SoundFX 18894  
 For 21387: Super Turbo 17732#  
 For 53349: Univ. Conv. 93302#

(180) 2006-00 6 CYL. TAURUS w/3.0L ENG. CODE 2



For 21386: SoundFX 18894  
 For 21387: Super Turbo 17732#  
 For 53349: Univ. Conv. 93302#

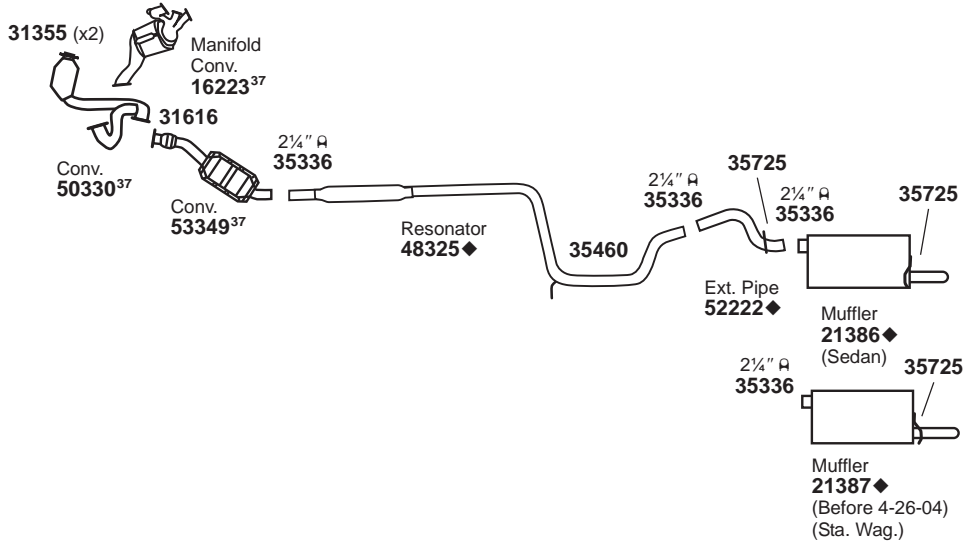
31610 Gskt.	31616 Gskt.	35460 Insl.	35725 Insl.										

NOT LEGAL FOR SALE IN STATE OF CALIFORNIA  
 IN NEW YORK STATE, CONVERTERS LISTED ARE LEGAL FOR FEDERAL/EPA EMISSION VEHICLES ONLY



# FORD Taurus

(181) 2005-00 6 CYL. TAURUS w/3.0L ENG. CODE S, DOHC



For 21386: SoundFX 18894 Super Turbo 17732#  
 For 21387: Super Turbo 17732#  
 For 53349: Univ. Conv. 93302#

GENERAL INFORMATION

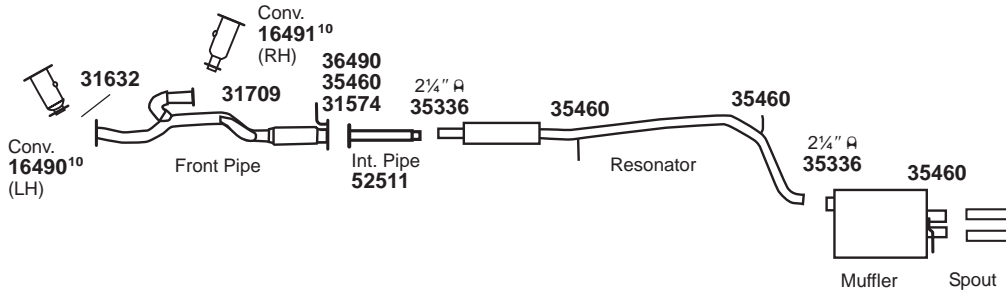
PASSENGER CAR

LIGHT TRUCK

MUFFLER SPECS.

# FORD Taurus X

(182) 2009-08 6 CYL. TAURUS X w/3.5L ENG., FEDERAL EMISSIONS



OPTIONAL MUFFLERS

ACCESSORIES

FOOTNOTES

31355 Gskt.	31574 Gskt.	31616 Gskt.	31632 Gskt.	31709 Gskt.	35460 Insl.	35725 Insl.	36490 Bolt Kit						

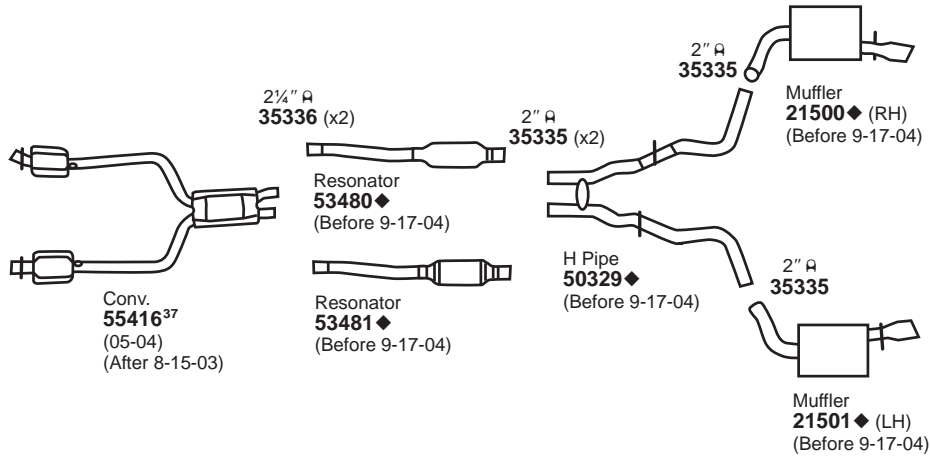
NOT LEGAL FOR SALE IN STATE OF CALIFORNIA  
 IN NEW YORK STATE, CONVERTERS LISTED ARE LEGAL FOR FEDERAL/EPA EMISSION VEHICLES ONLY

◆ If welded assembly, replace all required parts.  
 # Modifications and/or additional parts required.

10 Fits Federal/EPA Emission Vehicles.  
 37 Fits All Emissions Vehicles.

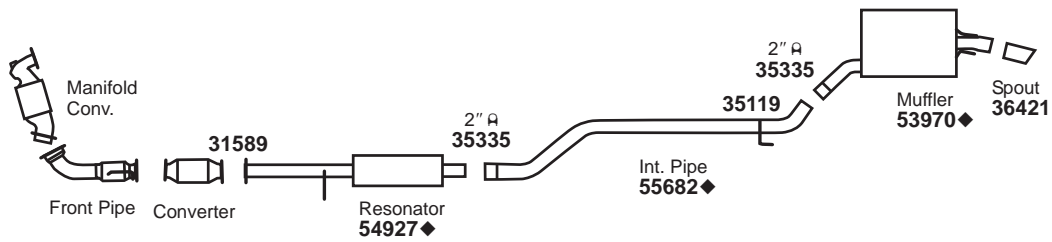
# FORD Thunderbird

(183) 2005-02 8 CYL. THUNDERBIRD w/3.9L ENG.

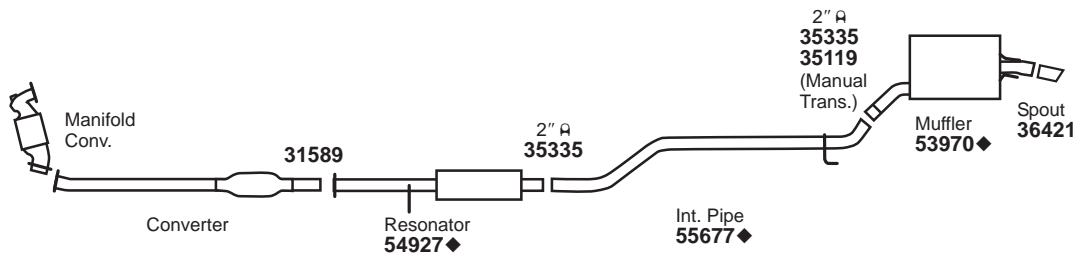


# HONDA Accord

(184) 2016-13 4 CYL. ACCORD COUPE w/2.4L ENG.



(185) 2016-13 4 CYL. ACCORD SEDAN w/2.4L ENG., NON SPORT EDITION

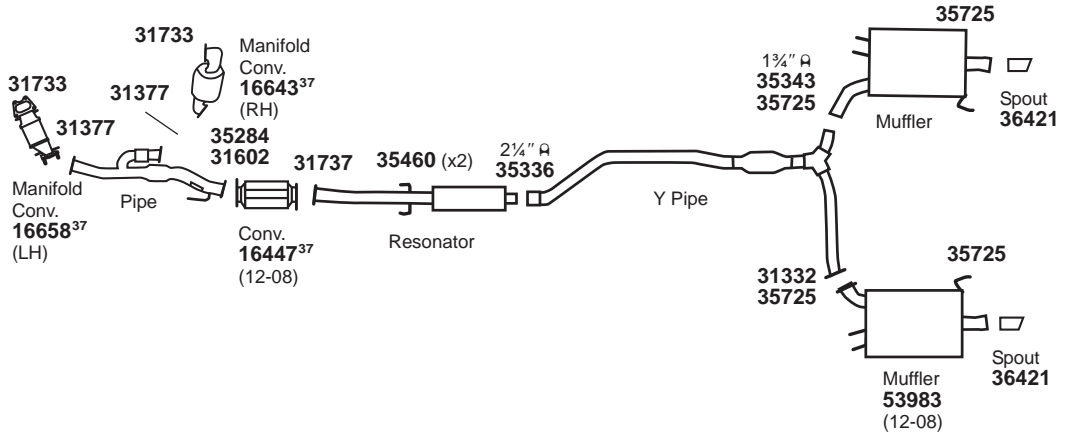


31589 Gskt.	35119 Insl.																		

NOT LEGAL FOR SALE IN STATE OF CALIFORNIA  
IN NEW YORK STATE, CONVERTERS LISTED ARE LEGAL FOR FEDERAL/EPA EMISSION VEHICLES ONLY

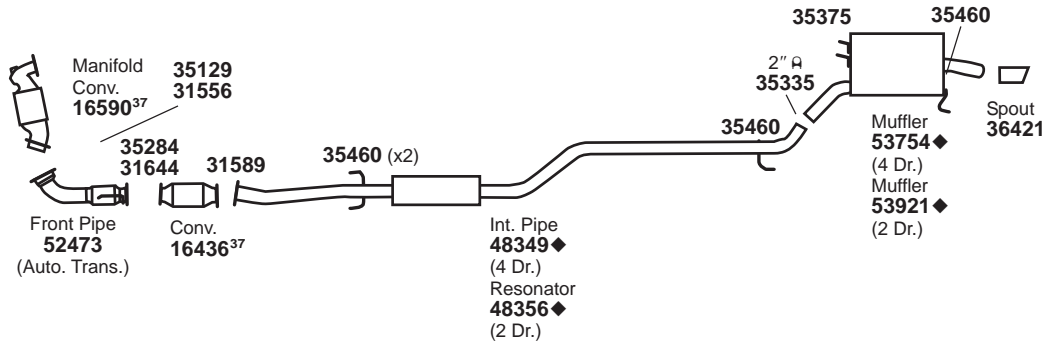
# HONDA Accord

(186) 2015-08 6 CYL. ACCORD w/3.5L ENG., COUPE

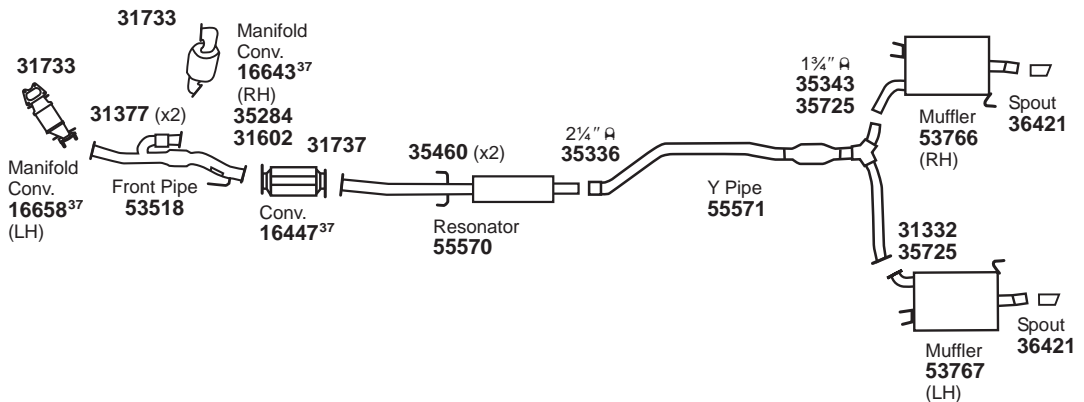


For 16447: Univ. Conv. 93253#

(187) 2012-08 4 CYL. ACCORD w/2.4L ENG.



(188) 2012-08 6 CYL. ACCORD w/3.5L ENG., SEDAN



For 16447: Univ. Conv. 93253#

31332 Gskt.	31377 Gskt.	31556 Gskt.	31589 Gskt.	31602 Gskt.	31644 Gskt.	31733 Gskt.	31737 Gskt.	35129 Bolt Kit	35284 Insl.	35375 Insulator	35460 Insl.	35725 Insl.	

NOT LEGAL FOR SALE IN STATE OF CALIFORNIA  
 IN NEW YORK STATE, CONVERTERS LISTED ARE LEGAL FOR FEDERAL/EPA EMISSION VEHICLES ONLY

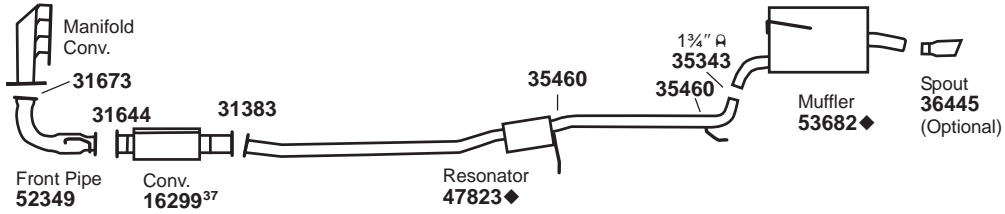
◆ If welded assembly, replace all required parts.  
 # Modifications and/or additional parts required.

37 Fits All Emissions Vehicles.

GENERAL INFORMATION  
 PASSENGER CAR  
 LIGHT TRUCK  
 MUFFLER SPECS.  
 OPTIONAL MUFFLERS  
 ACCESSORIES  
 FOOTNOTES

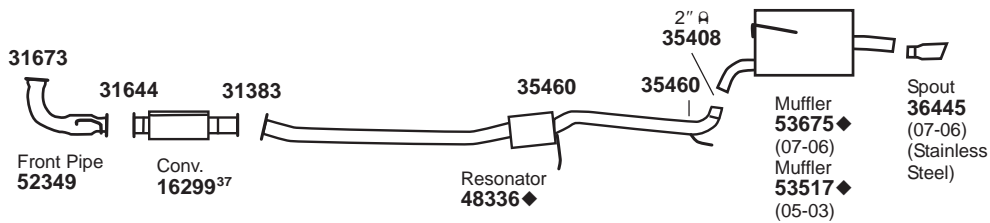
# HONDA Accord

(189) 2007-03 4 CYL. ACCORD w/2.4L ENG., COUPE



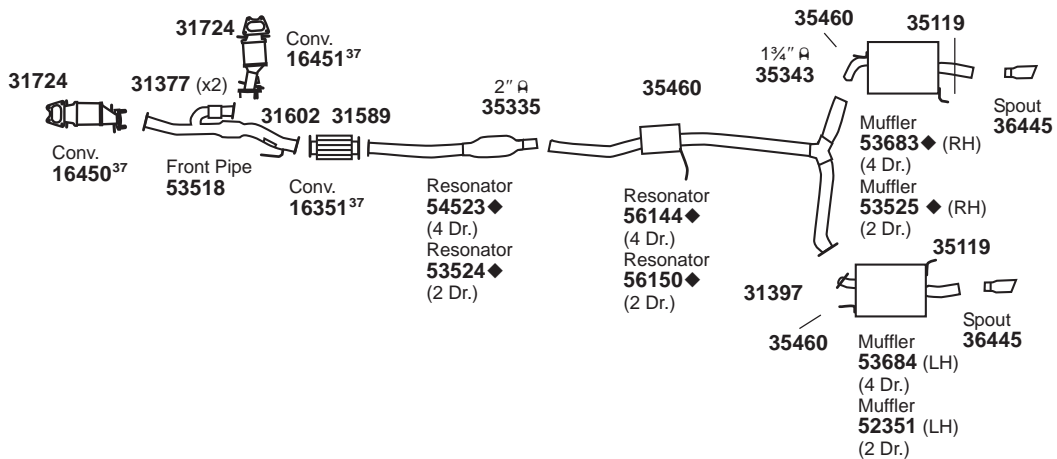
For 16299: Univ. Conv. 93267#

(190) 2007-03 4 CYL. ACCORD w/2.4L ENG., SEDAN



For 16299: Univ. Conv. 93267#

(191) 2007-06 6 CYL. ACCORD w/3.0L ENG.



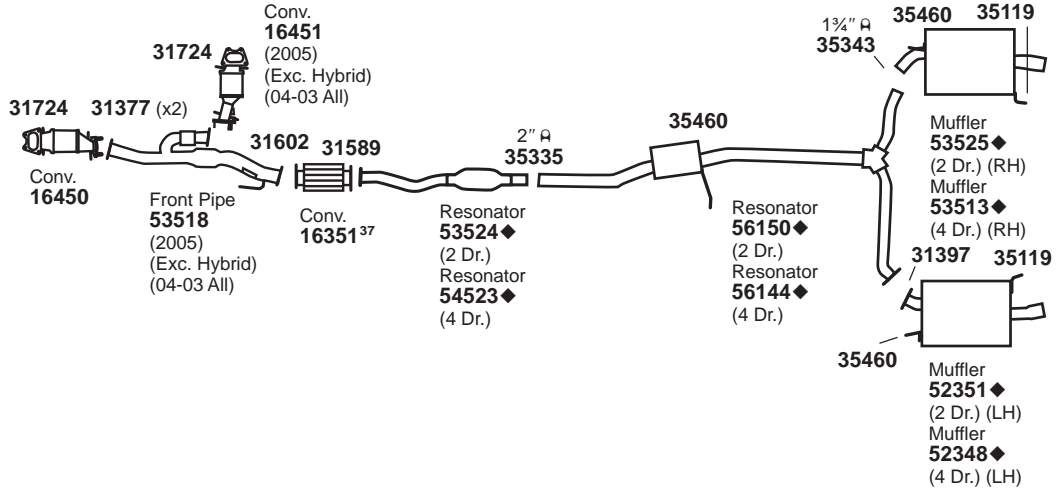
For 16351: Univ. Conv. 93253#

31377 Gskt.	31383 Gskt.	31397 Gskt.	31589 Gskt.	31602 Gskt.	31644 Gskt.	31673 Gskt.	31724 Gskt.	35119 Insl.	35460 Insl.				

NOT LEGAL FOR SALE IN STATE OF CALIFORNIA  
IN NEW YORK STATE, CONVERTERS LISTED ARE LEGAL FOR FEDERAL/EPA EMISSION VEHICLES ONLY

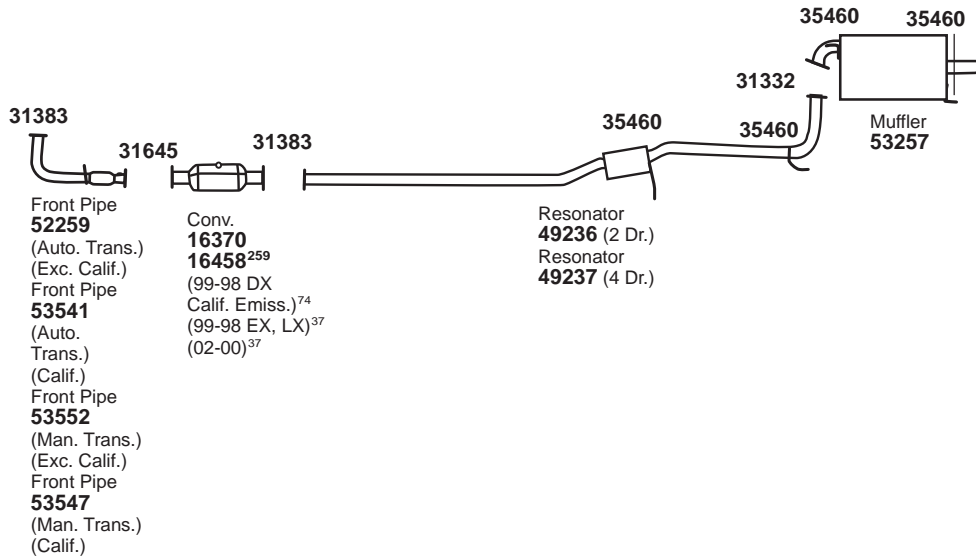
# HONDA Accord

(192) 2005-03 6 CYL. ACCORD w/3.0L ENG.



For 16351: Univ. Conv. 93253#

(193) 2002-98 4 CYL. ACCORD w/2.3L ENG.



For 53257: SoundFX 18904

Univ. SoundFX 18178#

31332 Gskt.	31377 Gskt.	31383 Gskt.	31397 Gskt.	31589 Gskt.	31602 Gskt.	31645 Gskt.	31724 Gskt.	35119 Insl.	35460 Insl.				

NOT LEGAL FOR SALE IN STATE OF CALIFORNIA  
IN NEW YORK STATE, CONVERTERS LISTED ARE LEGAL FOR FEDERAL/EPA EMISSION VEHICLES ONLY

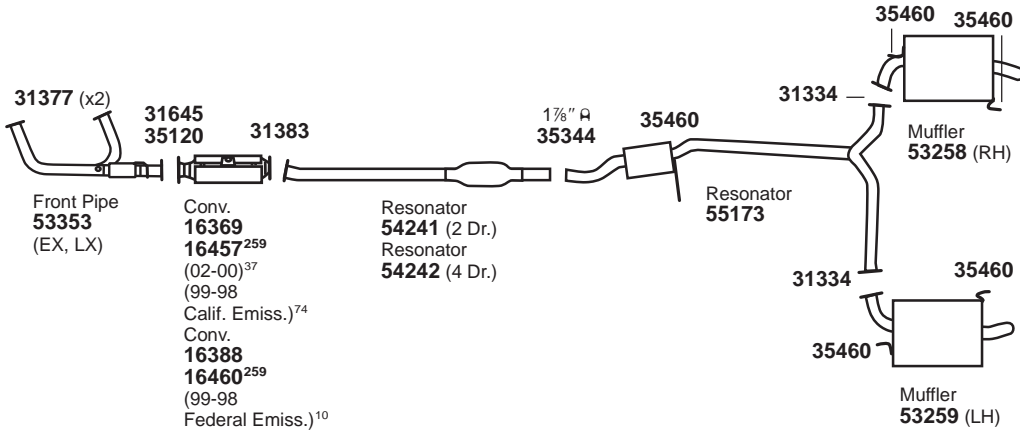
- ◆ If welded assembly, replace all required parts.
- # Modifications and/or additional parts required.
- 37 Fits All Emissions Vehicles.

- 74 Fits California/50 State Emission Vehicles.
- 259 Optional Part Number - Extra Precious Metal Loading.

- GENERAL INFORMATION
- PASSENGER CAR
- LIGHT TRUCK
- MUFFLER SPECS.
- OPTIONAL MUFFLERS
- ACCESSORIES
- FOOTNOTES

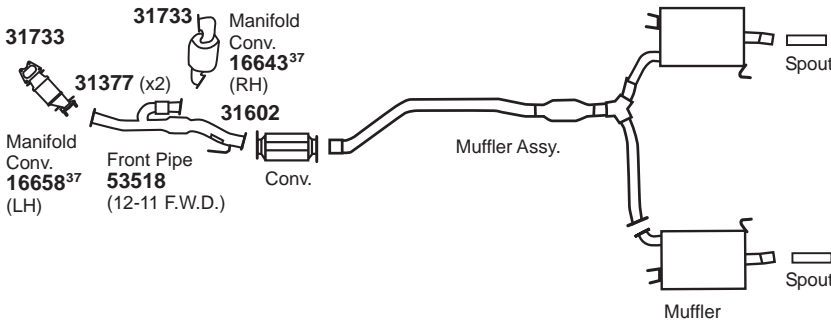
# HONDA Accord

(194) 2002-98 6 CYL. ACCORD w/3.0L ENG.



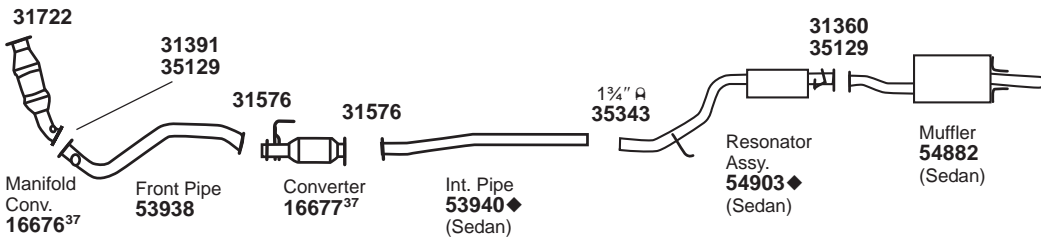
# HONDA Accord Crosstour

(195) 2015-12 6 CYL. CROSSTOUR w/3.5L ENG.  
2011-10 6 CYL. ACCORD CROSSTOUR w/3.5L ENG.



# HONDA Civic

(196) 2015-14 4 CYL. CIVIC w/1.8L ENG., EXC. CNG



31334 Gskt.	31360 Gskt.	31377 Gskt.	31383 Gskt.	31391 Gskt.	31576 Gskt.	31602 Gskt.	31645 Gskt.	31722 Gskt.	31733 Gskt.	35120 Insl.	35129 Bolt Kit	35460 Insl.

NOT LEGAL FOR SALE IN STATE OF CALIFORNIA  
IN NEW YORK STATE, CONVERTERS LISTED ARE LEGAL FOR FEDERAL/EPA EMISSION VEHICLES ONLY

◆ If welded assembly, replace all required parts.

10 Fits Federal/EPA Emission Vehicles.

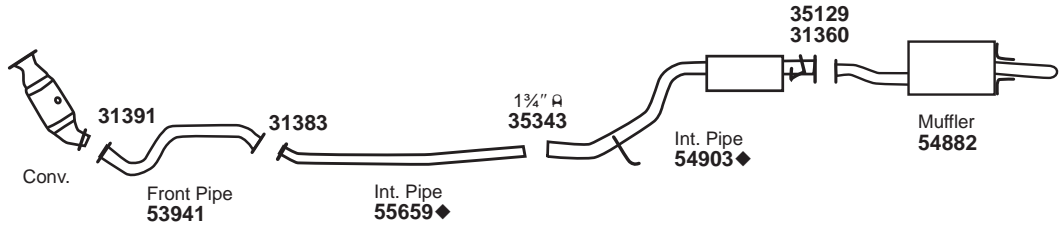
37 Fits All Emissions Vehicles.

74 Fits California/50 State Emission Vehicles.

259 Optional Part Number - Extra Precious Metal Loading.

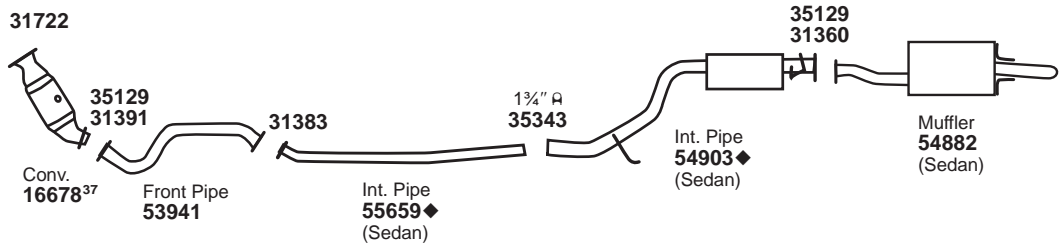
# HONDA Civic

(197) 2015-12 4 CYL. CIVIC w/1.8L ENG., w/CNG



GENERAL INFORMATION

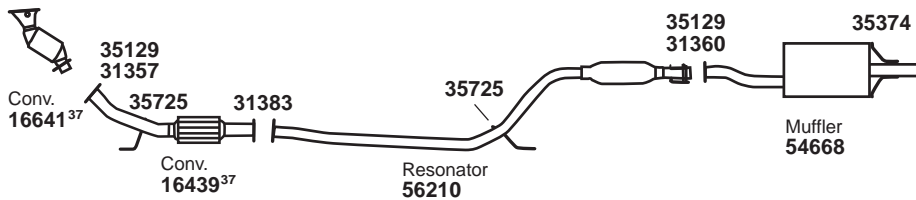
(198) 2013-12 4 CYL. CIVIC w/1.8L ENG., EXC. CNG



PASSENGER CAR

LIGHT TRUCK

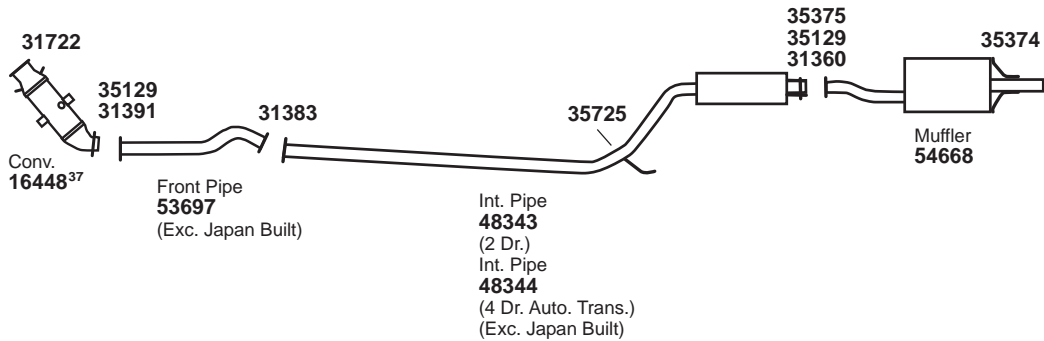
(199) 2011-06 4 CYL. CIVIC HYBRID w/1.3L ENG.



MUFFLER SPECS.

OPTIONAL MUFFLERS

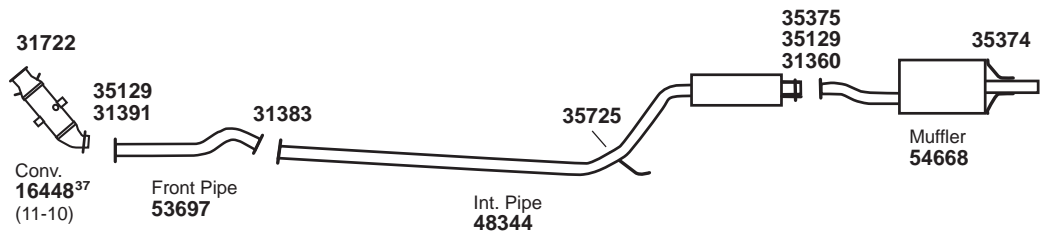
(200) 2011-06 4 CYL. CIVIC w/1.8L ENG. (Exc. GX Models)



ACCESSORIES

FOOTNOTES

(201) 2011-06 4 CYL. CIVIC GX w/1.8L ENG.



31357 Gskt.	31360 Gskt.	31383 Gskt.	31391 Gskt.	31722 Gskt.	35129 Bolt Kit	35374 Insulator	35375 Insulator	35725 Insl.						

NOT LEGAL FOR SALE IN STATE OF CALIFORNIA  
IN NEW YORK STATE, CONVERTERS LISTED ARE LEGAL FOR FEDERAL/EPA EMISSION VEHICLES ONLY

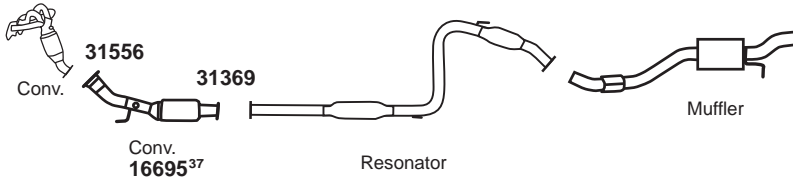
◆ If welded assembly, replace all required parts.

37 Fits All Emissions Vehicles.

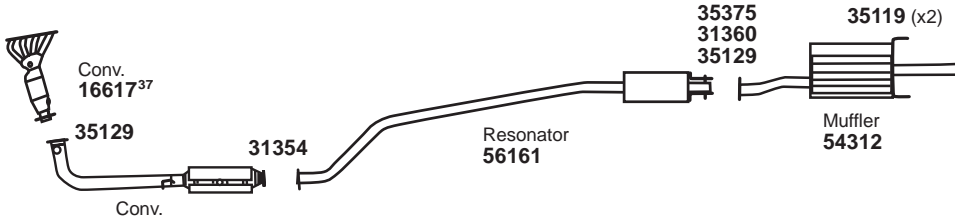


# HONDA Civic

(202) 2011-06 4 CYL. CIVIC SI w/2.0L ENG.

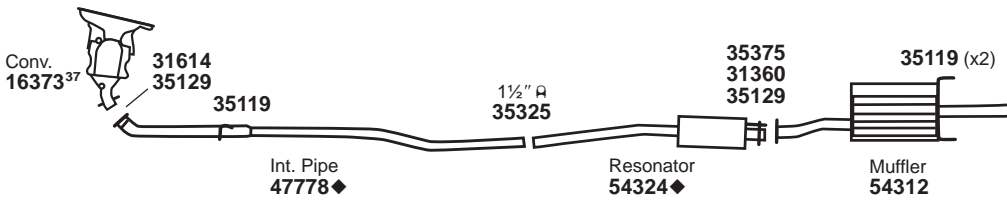


(203) 2005-03 4 CYL. CIVIC HYBRID w/1.3L ENG.



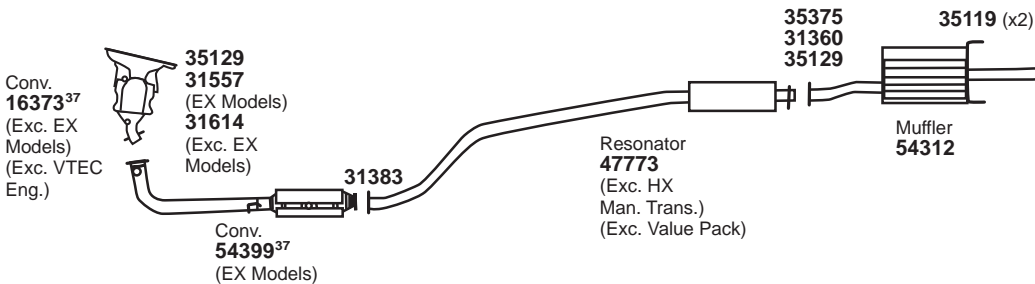
For 54312: SoundFX 18905

(204) 2005-04 4 CYL. CIVIC VALUE PACKAGE w/1.7L ENG. (U.S.A. BUILT)  
2005-01 4 CYL. CIVIC DX, LX w/1.7L ENG. (U.S.A. BUILT)



For 54312: SoundFX 18905

(205) 2005-01 4 CYL. CIVIC EX, GX, w/1.7L ENG. (U.S.A. BUILT)  
2005-01 4 CYL. CIVIC HX w/1.7L ENG. (U.S.A. BUILT)



For 54312: SoundFX 18905

For 54399: Univ. Conv. 93268#

31354 Gskt.	31360 Gskt.	31369 Gskt.	31383 Gskt.	31556 Gskt.	31557 Gskt.	31614 Gskt.	35119 Insl.	35129 Bolt Kit	35375 Insulator				

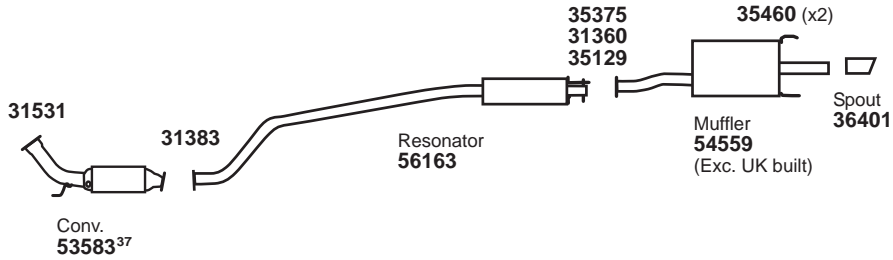
NOT LEGAL FOR SALE IN STATE OF CALIFORNIA  
IN NEW YORK STATE, CONVERTERS LISTED ARE LEGAL FOR FEDERAL/EPA EMISSION VEHICLES ONLY

92 ♦ If welded assembly, replace all required parts.  
# Modifications and/or additional parts required.

37 Fits All Emissions Vehicles.

# HONDA Civic

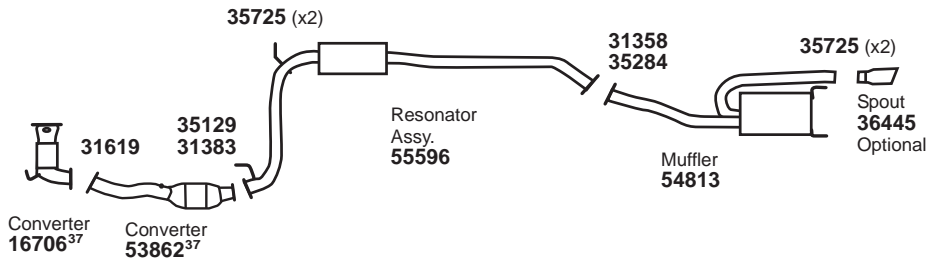
(206) 2005-02 4 CYL. CIVIC w/2.0L ENG.



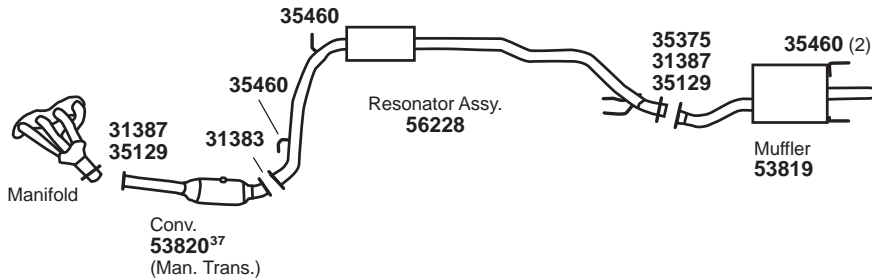
For 53583: Univ. Conv. 93267#

# HONDA Fit

(207) 2013-09 4 CYL. FIT w/1.5L ENG.

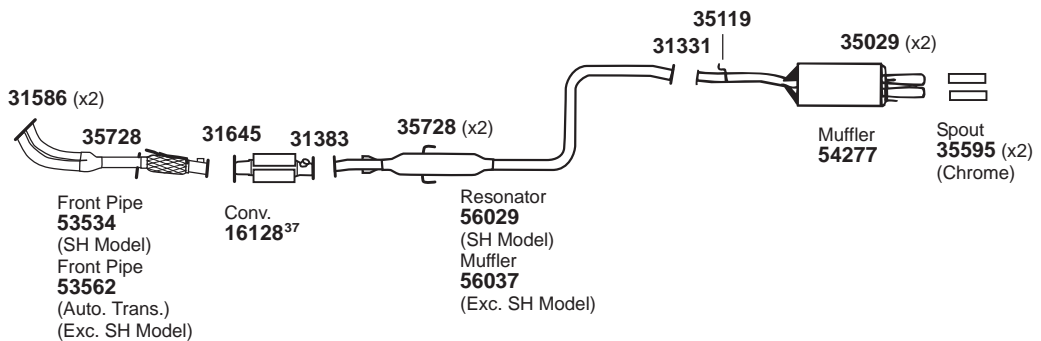


(208) 2008-07 4 CYL. FIT w/1.5L ENG.



# HONDA Prelude

(209) 2001-97 4 CYL. PRELUDE, PRELUDE SH w/2.2L ENG.



For 16128: Univ. Conv. 93251#

31331 Gskt.	31358 Gskt.	31360 Gskt.	31383 Gskt.	31387 Gskt.	31531 Gskt.	31586 Gskt.	31619 Gskt.	31645 Gskt.	35029 Insl.	35119 Insl.	35129 Bolt Kit	35284 Insl.	35375 Insulator

NOT LEGAL FOR SALE IN STATE OF CALIFORNIA  
IN NEW YORK STATE, CONVERTERS LISTED ARE LEGAL FOR FEDERAL/EPA EMISSION VEHICLES ONLY

GENERAL INFORMATION

PASSENGER CAR

LIGHT TRUCK

MUFFLER SPECS.

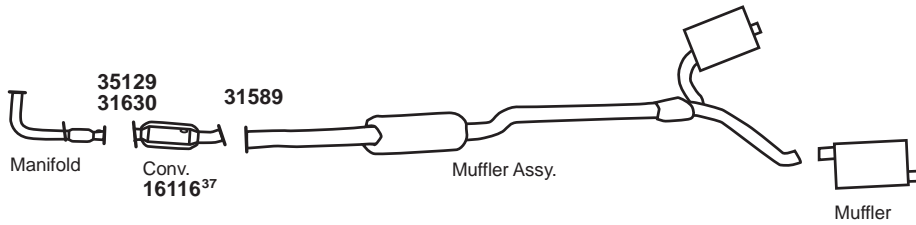
OPTIONAL MUFFLERS

ACCESSORIES

FOOTNOTES

# HONDA S2000

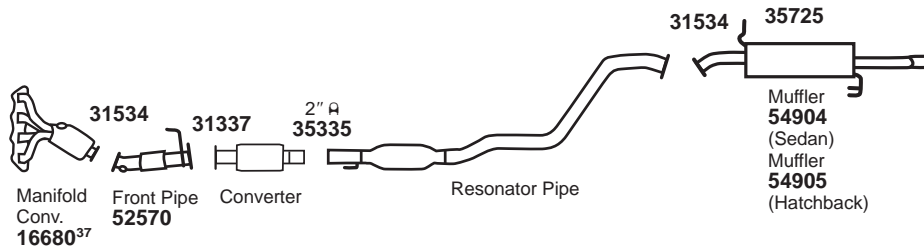
- (210) 2005-04 4 CYL. S2000 w/2.2L ENG.  
2003-00 4 CYL. S2000 w/2.0L ENG.



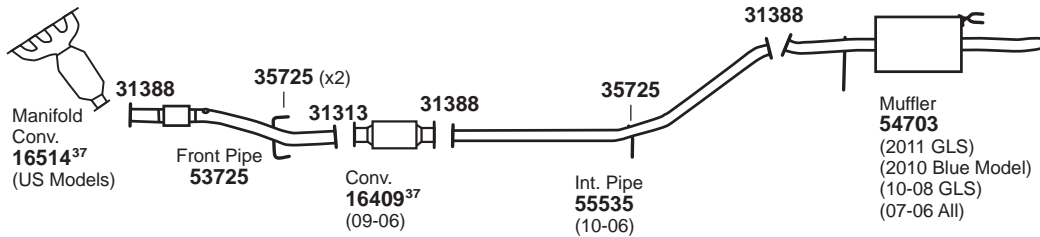
For 16116: Univ. Conv. 93267#

# HYUNDAI Accent

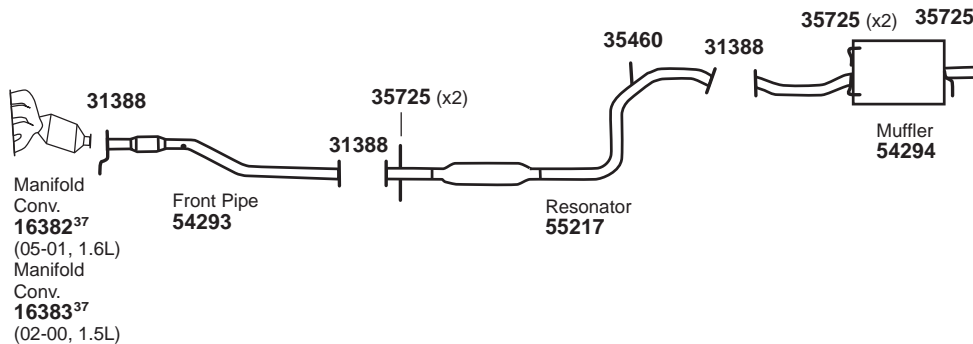
- (211) 2014-12 4 CYL. ACCENT w/1.6L ENG.



- (212) 2011-06 4 CYL. ACCENT GLS, GS, SE w/1.6L ENG.  
2011 4 CYL. ACCENT GL w/1.6L ENG.  
2010 4 CYL. ACCENT BLUE w/1.6L ENG.



- (213) 2005-01 4 CYL. ACCENT w/1.6L ENG.  
2002-00 4 CYL. ACCENT w/1.5L ENG.

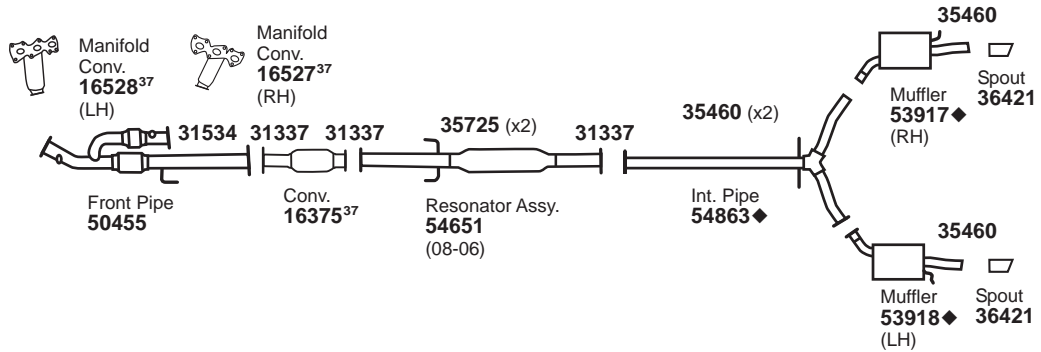


31313 Gskt.	31337 Gskt.	31388 Gskt.	31534 Gskt.	31589 Gskt.	31630 Gskt.	35129 Bolt Kit	35460 Insl.	35725 Insl.									

NOT LEGAL FOR SALE IN STATE OF CALIFORNIA  
IN NEW YORK STATE, CONVERTERS LISTED ARE LEGAL FOR FEDERAL/EPA EMISSION VEHICLES ONLY

# HYUNDAI Azera

(214) 2010-06 6 CYL. AZERA w/3.8L ENG.  
2008-07 6 CYL. AZERA w/3.3L ENG.



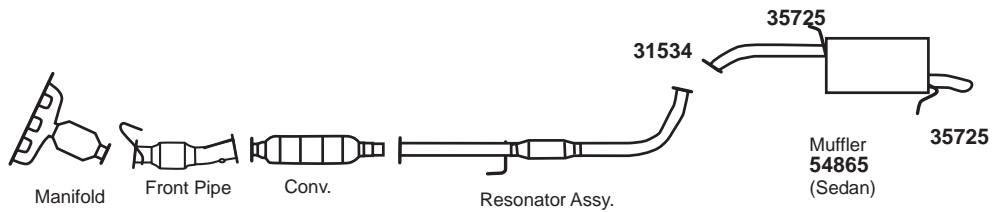
GENERAL INFORMATION

PASSENGER CAR

LIGHT TRUCK

# HYUNDAI Elantra

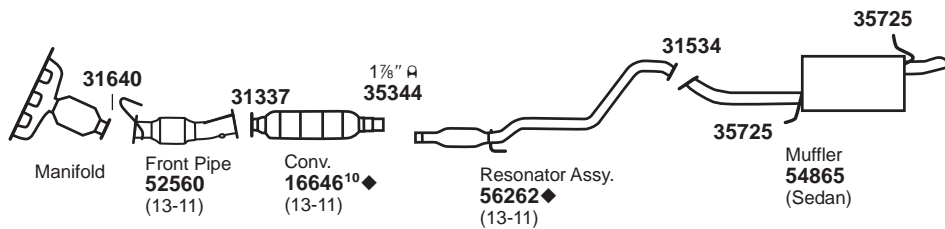
(215) 2016-11 4 CYL. ELANTRA w/1.8L ENG. (CALIFORNIA EMISSIONS)



MUFFLER SPECS.

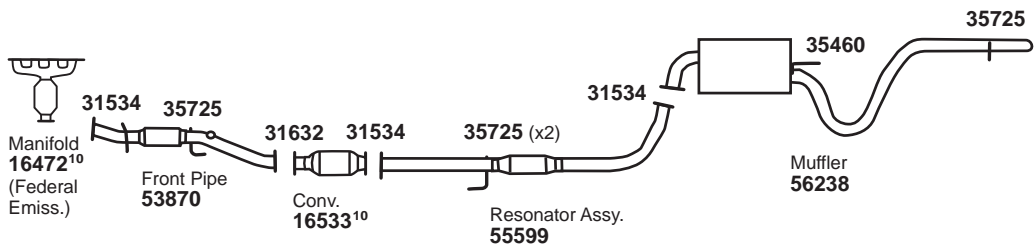
OPTIONAL MUFFLERS

(216) 2016-11 4 CYL. ELANTRA w/1.8L ENG. (FEDERAL EMISSIONS)



ACCESSORIES

(217) 2012-07 4 CYL. ELANTRA w/2.0L ENG. (EXC. PZEV/SULEV)



FOOTNOTES

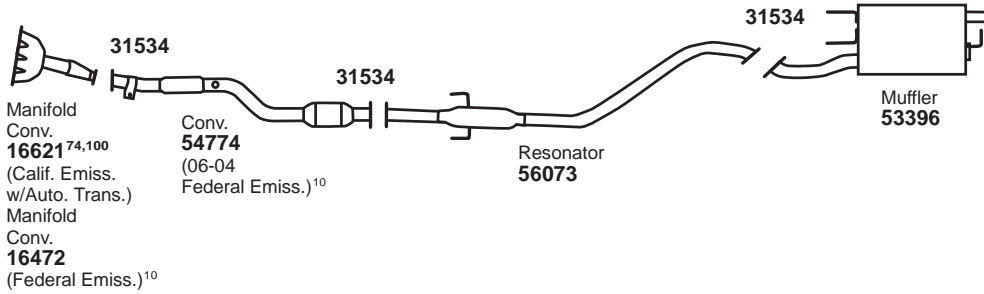
31337 Gskt.	31534 Gskt.	31632 Gskt.	31640 Gskt.	35460 Insl.	35725 Insl.														

NOT LEGAL FOR SALE IN STATE OF CALIFORNIA  
IN NEW YORK STATE, CONVERTERS LISTED ARE LEGAL FOR FEDERAL/EPA EMISSION VEHICLES ONLY

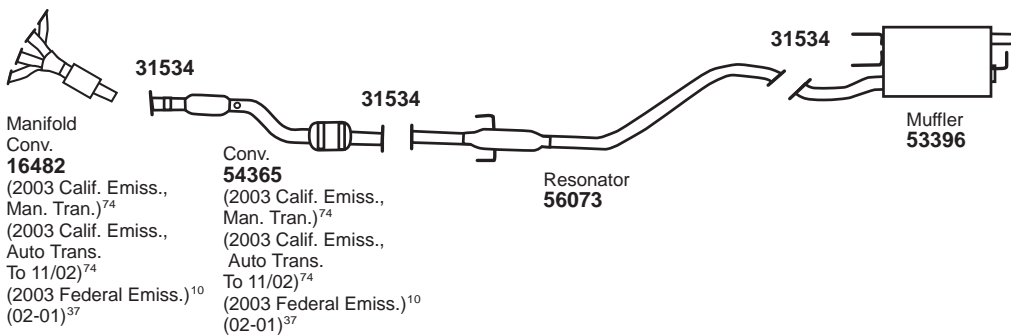
◆ If welded assembly, replace all required parts.  
10 Fits Federal/EPA Emission Vehicles.  
37 Fits All Emissions Vehicles.

# HYUNDAI Elantra

(218) 2006-04 4 CYL. ELANTRA w/2.0L ENG.



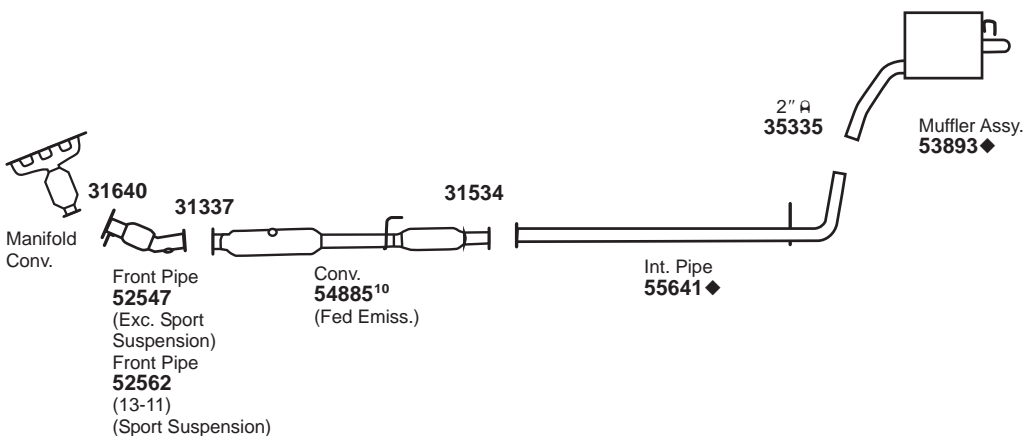
(219) 2003-01 4 CYL. ELANTRA w/2.0L ENG.



For 54365: Univ. Conv. 93253#

# HYUNDAI Sonata

(220) 2014-11 4 CYL. SONATA w/2.4L ENG., (EXC. HYBRID)



31337 Gskt.	31534 Gskt.	31640 Gskt.											

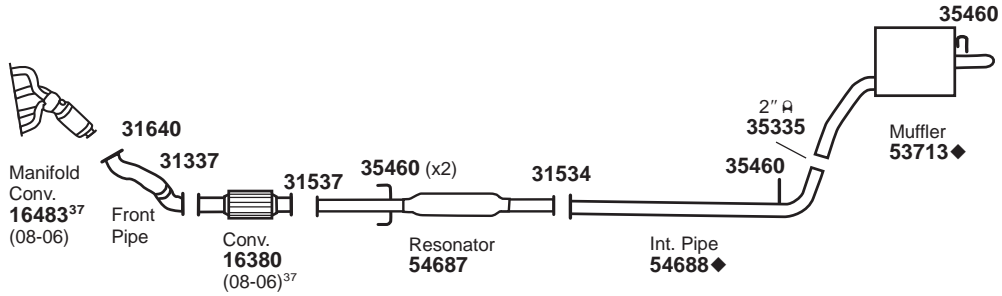
NOT LEGAL FOR SALE IN STATE OF CALIFORNIA  
 IN NEW YORK STATE, CONVERTERS LISTED ARE LEGAL FOR FEDERAL/EPA EMISSION VEHICLES ONLY

◆ If welded assembly, replace all required parts.  
 # Modifications and/or additional parts required.  
 10 Fits Federal/EPA Emission Vehicles.

37 Fits All Emissions Vehicles.  
 74 Fits California/50 State Emission Vehicles.  
 100 Ultra Converter.

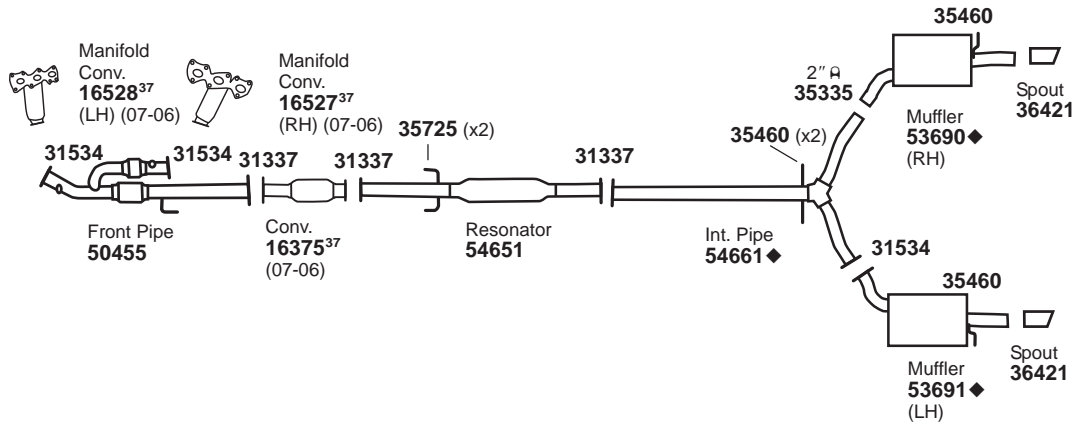
# HYUNDAI Sonata

(221) 2010-06 4 CYL. SONATA w/2.4L ENG.

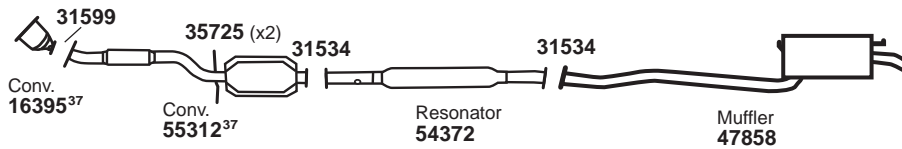


For 16380: Univ. Conv. 93252#

(222) 2008-06 6 CYL. SONATA w/3.3L ENG.

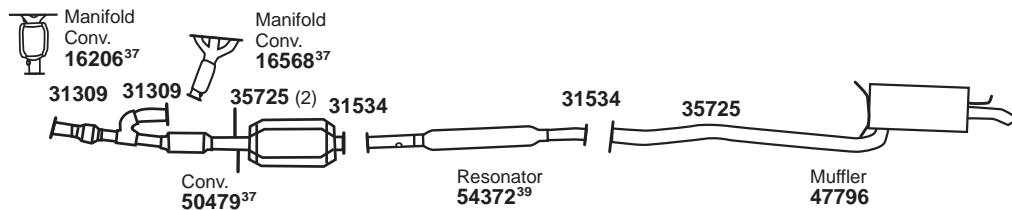


(223) 2005 4 CYL. SONATA GL w/2.4L  
 2004-02 4 CYL. SONATA w/2.4L ENG.



For 55312: Univ. Conv. 93236#

(224) 2005-02 6 CYL. SONATA w/2.7L ENG.



For 16206: Univ. Conv. 93251#

31309 Gskt.	31337 Gskt.	31534 Gskt.	31537 Gskt.	31599 Gskt.	31640 Gskt.	35460 Insl.	35725 Insl.						

NOT LEGAL FOR SALE IN STATE OF CALIFORNIA  
 IN NEW YORK STATE, CONVERTERS LISTED ARE LEGAL FOR FEDERAL/EPA EMISSION VEHICLES ONLY

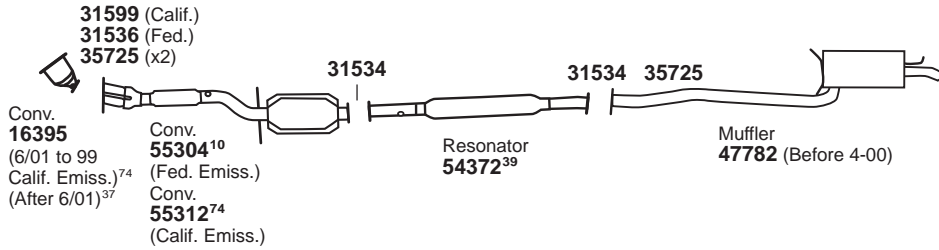
♦ If welded assembly, replace all required parts.  
 # Modifications and/or additional parts required.

37 Fits All Emissions Vehicles.  
 39 If O2 Sensor Port is required, remove plug.

- GENERAL INFORMATION
- PASSENGER CAR
- LIGHT TRUCK
- MUFFLER SPECS.
- OPTIONAL MUFFLERS
- ACCESSORIES
- FOOTNOTES

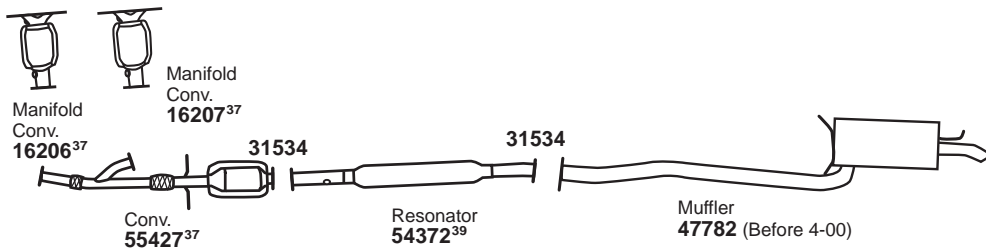
# HYUNDAI Sonata

(225) 2001-99 4-6 CYL. SONATA w/2.4L ENG.



For 55304: Univ. Conv. 93236#  
For 55312: Univ. Conv. 93236#

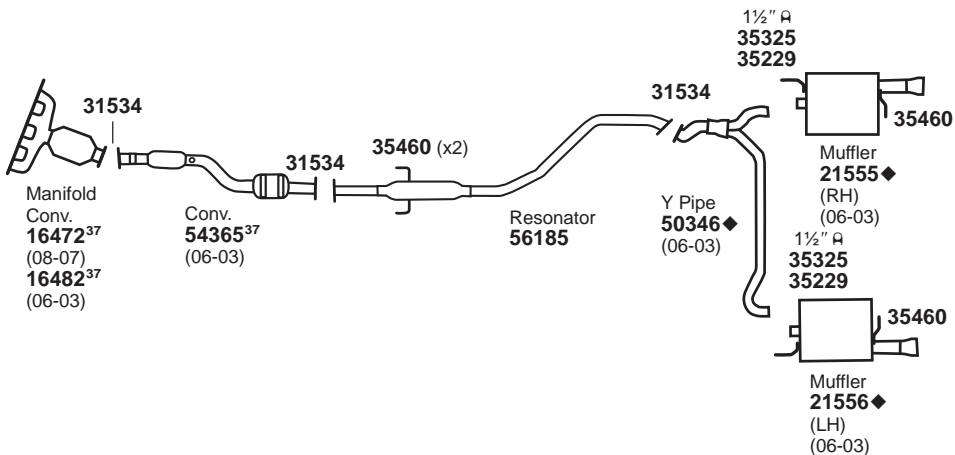
(226) 2001-99 6 CYL. SONATA w/2.5L ENG.



For 16206: Univ. Conv. 93251#  
For 16207: Univ. Conv. 93251#  
For 55427: Univ. Conv. 93236#

# HYUNDAI Tiburon

(227) 2008-03 4 CYL. TIBURON w/2.0L ENG.



For 54365: Univ. Conv. 93253#

31534 Gskt.	31536 Gskt.	31599 Gskt.	35229 Insl.	35460 Insl.	35725 Insl.								

NOT LEGAL FOR SALE IN STATE OF CALIFORNIA  
IN NEW YORK STATE, CONVERTERS LISTED ARE LEGAL FOR FEDERAL/EPA EMISSION VEHICLES ONLY

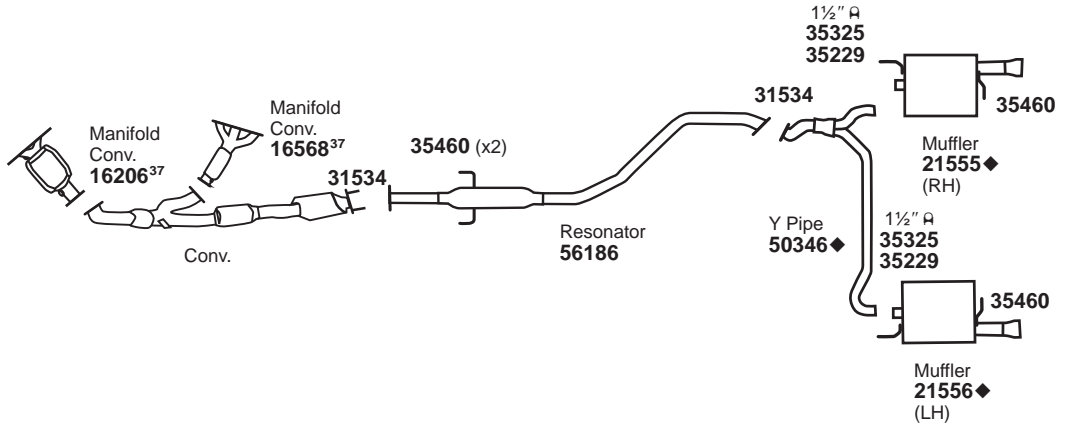
- ◆ If welded assembly, replace all required parts.
- # Modifications and/or additional parts required.
- 10 Fits Federal/EPA Emission Vehicles.

- 37 Fits All Emissions Vehicles.
- 39 If O2 Sensor Port is required, remove plug.
- 74 Fits California/50 State Emission Vehicles.



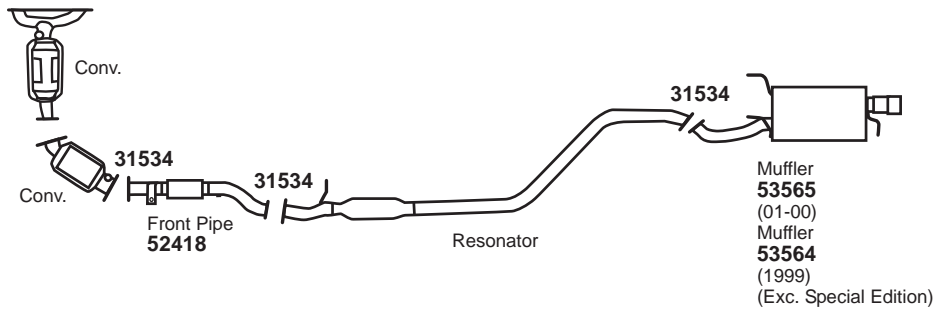
# HYUNDAI Tiburon

(228) 2006-03 6 CYL. TIBURON w/2.7L ENG.

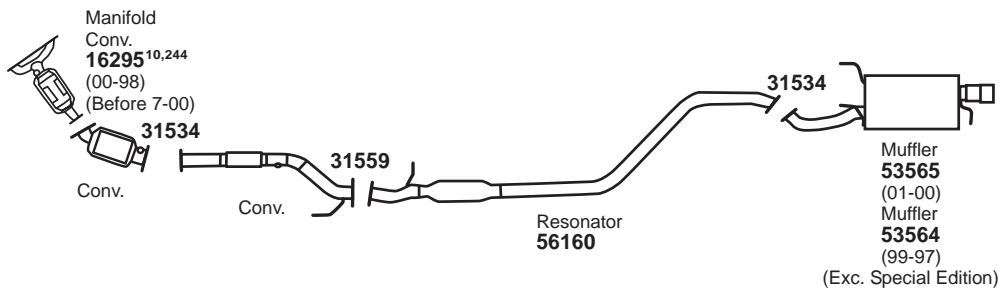


For 16206: Univ. Conv. 93251#

(229) 2001-99 4 CYL. TIBURON w/2.0L ENG., CALIFORNIA EMISSIONS



(230) 2001-97 4 CYL. TIBURON w/2.0L ENG., FEDERAL EMISSIONS



For 16295: Univ. Conv. 93237#

31534 Gskt.	31559 Gskt.	35229 Insl.	35460 Insl.										

NOT LEGAL FOR SALE IN STATE OF CALIFORNIA  
IN NEW YORK STATE, CONVERTERS LISTED ARE LEGAL FOR FEDERAL/EPA EMISSION VEHICLES ONLY

- ◆ If welded assembly, replace all required parts.
- # Modifications and/or additional parts required.
- 10 Fits Federal/EPA Emission Vehicles.

- 37 Fits All Emissions Vehicles.
- 244 Includes Manifold.

GENERAL INFORMATION

PASSENGER CAR

LIGHT TRUCK

MUFFLER SPECS.

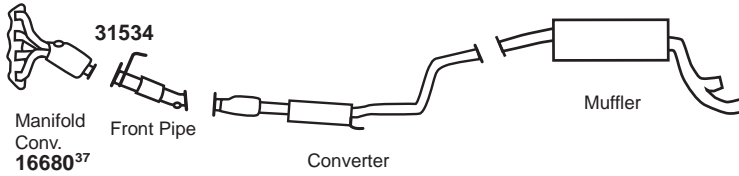
OPTIONAL MUFFLERS

ACCESSORIES

FOOTNOTES

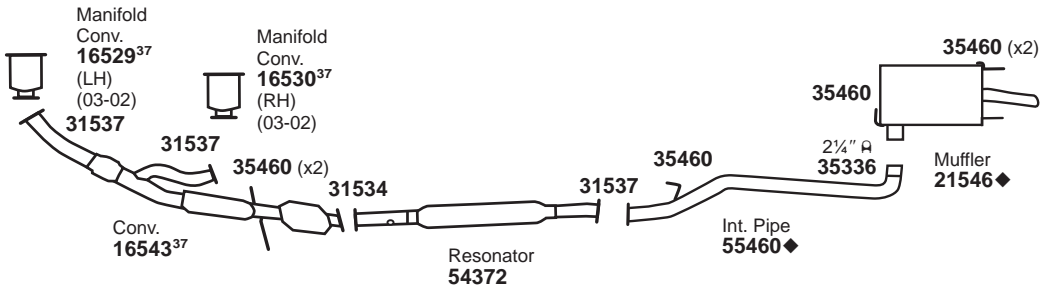
# HYUNDAI Veloster

(231) 2015-12 4 CYL. VELOSTER w/1.6L ENG., NATURALLY ASPIRATED



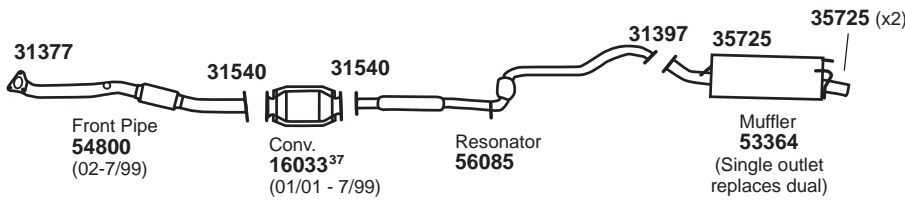
# HYUNDAI XG350

(232) 2005-02 6 CYL. XG350 w/3.5L ENG.



# INFINITI G20

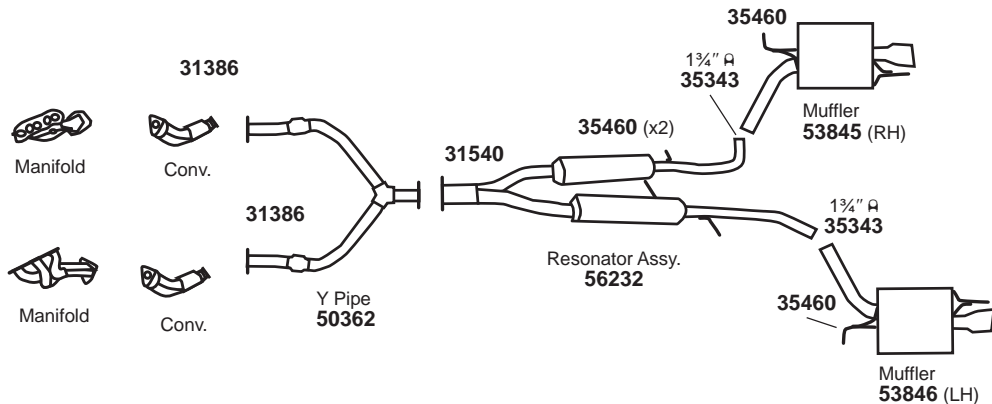
(233) 2002-99 4 CYL. G20 w/2.0L ENG., SEDAN



For 16033: Univ. Conv. 93236#

# INFINITI G35

(234) 2008 6 CYL. G35 w/3.5L ENG.  
2007 6 CYL. G35 w/3.5L ENG. (VQ35HR ONLY)



31377 Gskt.	31386 Gskt.	31397 Gskt.	31534 Gskt.	31537 Gskt.	31540 Gskt.	35460 Insl.	35725 Insl.						

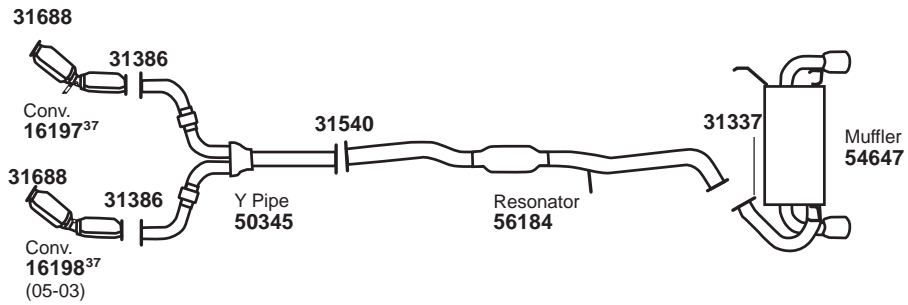
NOT LEGAL FOR SALE IN STATE OF CALIFORNIA  
IN NEW YORK STATE, CONVERTERS LISTED ARE LEGAL FOR FEDERAL/EPA EMISSION VEHICLES ONLY

◆ If welded assembly, replace all required parts.  
# Modifications and/or additional parts required.

37 Fits All Emissions Vehicles.

# INFINITI G35

(235) 2007 6 CYL. G35 w/3.5L ENG., R.W.D., ENG. CODE VQ35DE  
 2006-03 6 CYL. G35 w/3.5L ENG., COUPE (EXC.2006 X MODEL)

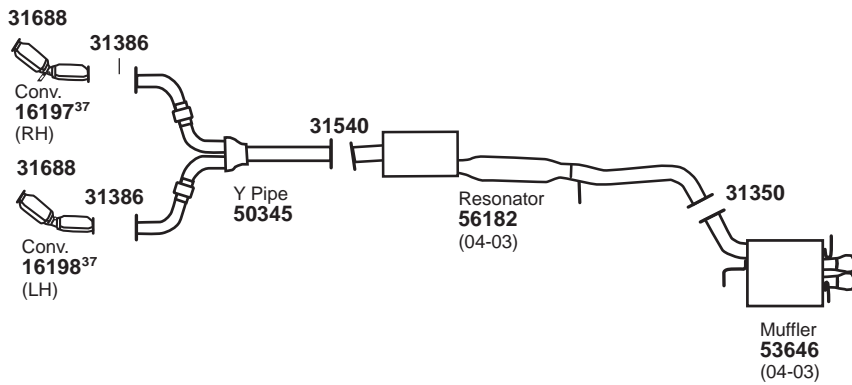


GENERAL INFORMATION

PASSENGER CAR

LIGHT TRUCK

(236) 2007 6 CYL. G35 w/3.5L ENG., R.W.D., ENG. CODE VQ35HR  
 2006-03 6 CYL. G35 w/3.5L ENG., SEDAN R.W.D. (EXC.2006 X MODEL)



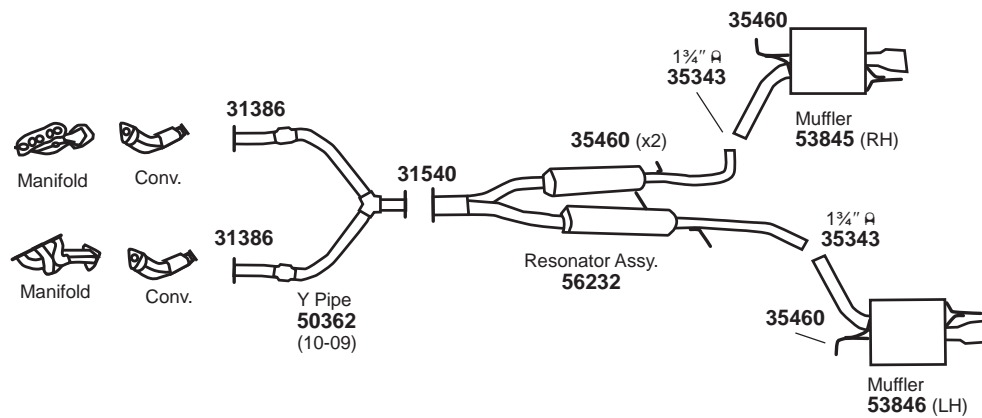
MUFFLER SPECS.

OPTIONAL MUFFLERS

ACCESSORIES

# INFINITI G37

(237) 2011-09 6 CYL. G37 w/3.7L ENG., SEDAN



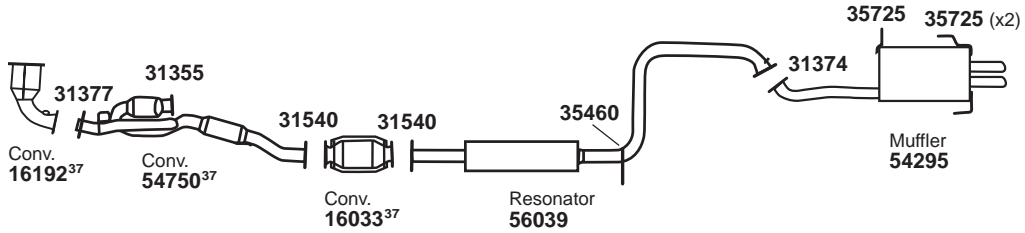
FOOTNOTES

31337 Gskt.	31350 Gskt.	31386 Gskt.	31540 Gskt.	31688 Gskt.	35460 Insl.														

NOT LEGAL FOR SALE IN STATE OF CALIFORNIA  
 IN NEW YORK STATE, CONVERTERS LISTED ARE LEGAL FOR FEDERAL/EPA EMISSION VEHICLES ONLY

# INFINITI i30

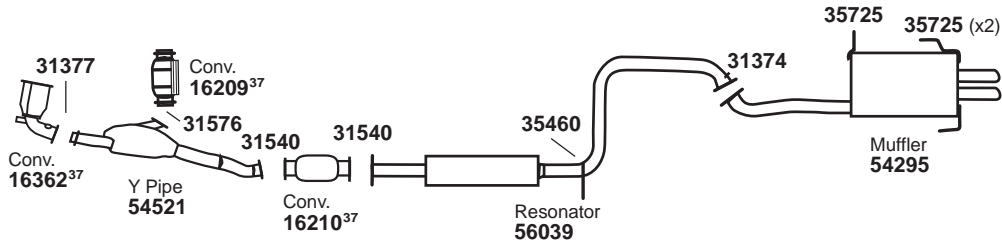
(238) 2001-00 6 CYL. i30 w/3.0L ENG.



For 16033: Univ. Conv. 93236#  
 For 54295: SoundFX 18886

# INFINITI i35

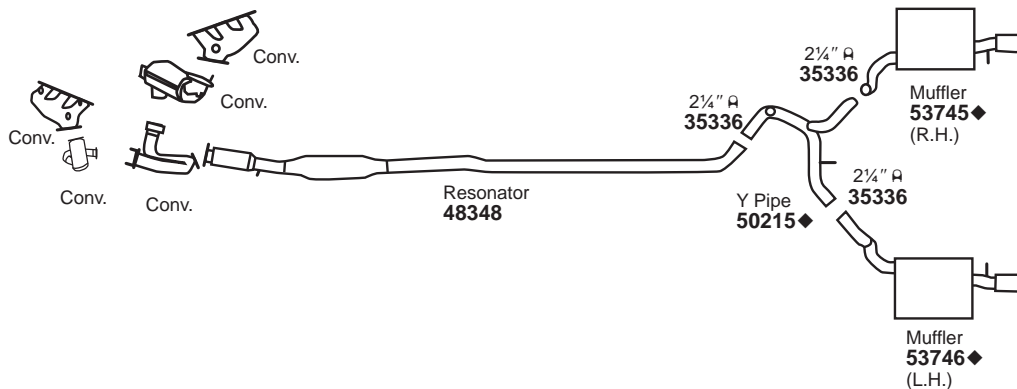
(239) 2004-02 6 CYL. i35 w/3.5L ENG.



For 16209: Univ. Conv. 93271#  
 For 16210: Univ. Conv. 93253#  
 For 54295: SoundFX 18886

# JAGUAR X-Type

(240) 2008-02 6 CYL. X-TYPE w/3.0L ENG.  
 2005-02 6 CYL. X-TYPE w/2.5L ENG.

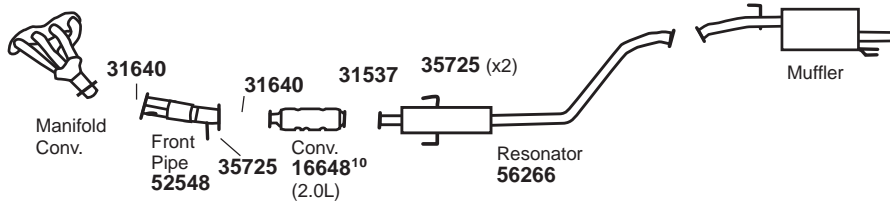


31355 Gskt.	31374 Gskt.	31377 Gskt.	31540 Gskt.	31576 Gskt.	35460 Insl.	35725 Insl.							

NOT LEGAL FOR SALE IN STATE OF CALIFORNIA  
 IN NEW YORK STATE, CONVERTERS LISTED ARE LEGAL FOR FEDERAL/EPA EMISSION VEHICLES ONLY

# KIA Forte

(241) 2013-10 4 CYL. FORTE w/2.0L, 2.4L ENG., FEDERAL EMISSIONS

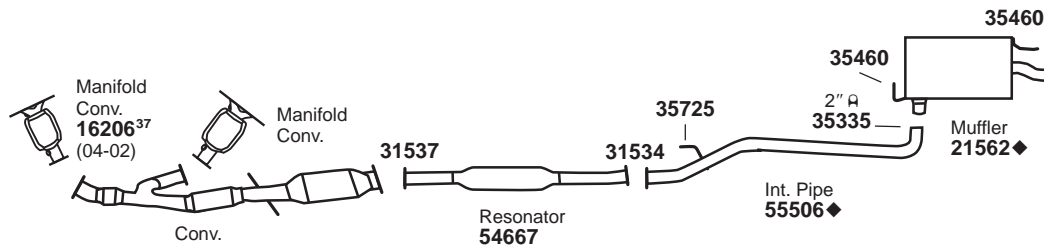


GENERAL INFORMATION

PASSENGER CAR

# KIA Magentis

(242) 2005-02 6 CYL. MAGENTIS w/2.7L ENG.  
2001 6 CYL. MAGENTIS w/2.5L ENG.

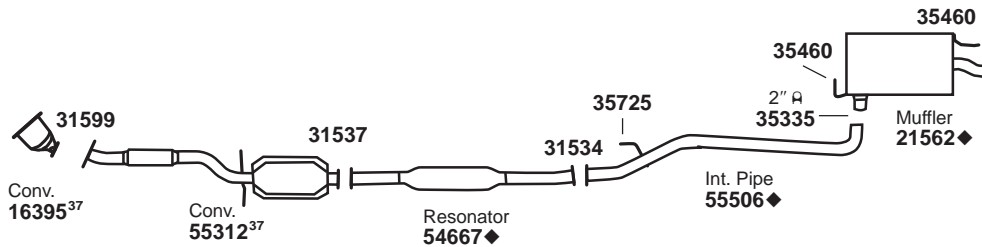


For 16206: Univ. Conv. 93251#

LIGHT TRUCK

MUFFLER SPECS.

(243) 2002-01 4 CYL. MAGENTIS w/2.4L ENG.



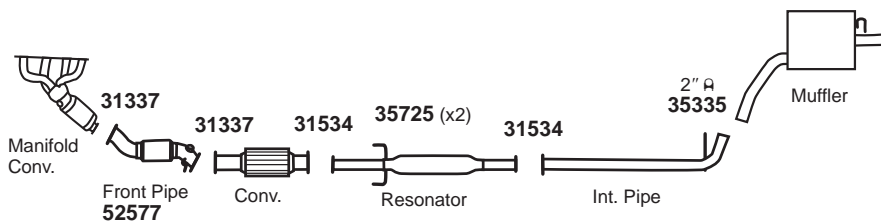
For 55312: Univ. Conv. 93236#

OPTIONAL MUFFLERS

ACCESSORIES

# KIA Optima

(244) 2010-09 4 CYL. OPTIMA w/2.4L ENG.



31337 Gskt.	31534 Gskt.	31537 Gskt.	31599 Gskt.	31640 Gskt.	35460 Insl.	35725 Insl.								

FOOTNOTES

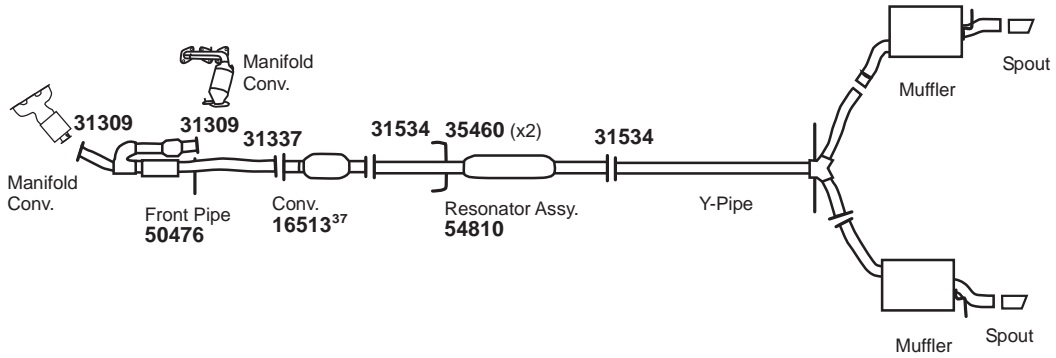
NOT LEGAL FOR SALE IN STATE OF CALIFORNIA  
IN NEW YORK STATE, CONVERTERS LISTED ARE LEGAL FOR FEDERAL/EPA EMISSION VEHICLES ONLY

◆ If welded assembly, replace all required parts.  
# Modifications and/or additional parts required.

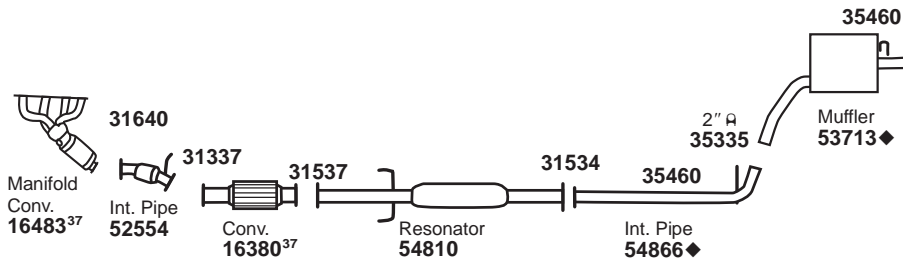
10 Fits Federal/EPA Emission Vehicles.  
37 Fits All Emissions Vehicles.

# KIA Optima

(245) 2010-09 6 CYL. OPTIMA w/2.7L ENG.

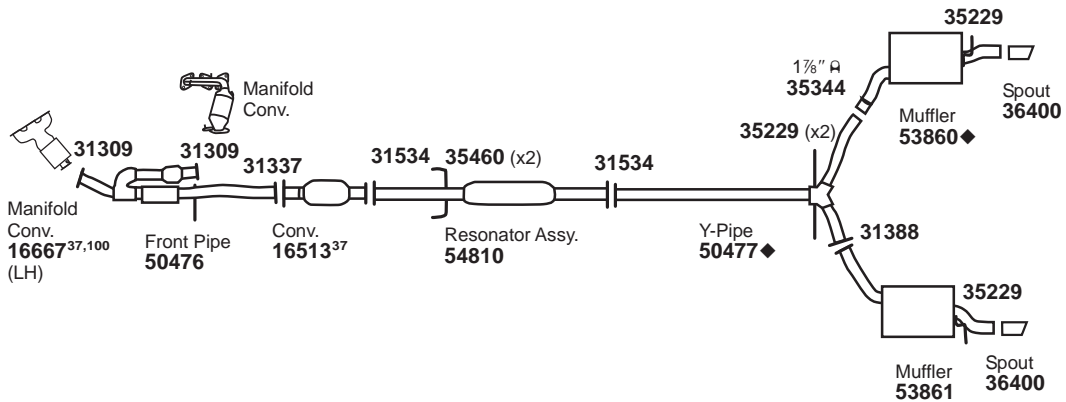


(246) 2008-06 4 CYL. OPTIMA w/2.4L ENG. CODE 3



For 16380: Univ. Conv. 93252#

(247) 2008-06 6 CYL. OPTIMA w/2.7L ENG. (2006 ENG. CODE 4)



31309 Gskt.	31337 Gskt.	31388 Gskt.	31534 Gskt.	31537 Gskt.	31640 Gskt.	35229 Insl.	35460 Insl.						

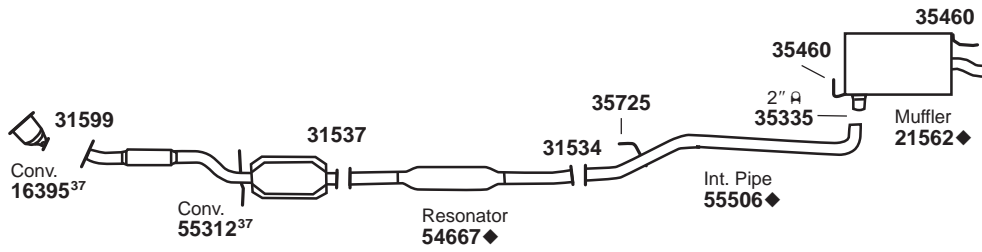
NOT LEGAL FOR SALE IN STATE OF CALIFORNIA  
IN NEW YORK STATE, CONVERTERS LISTED ARE LEGAL FOR FEDERAL/EPA EMISSION VEHICLES ONLY

104 ♦ If welded assembly, replace all required parts.  
# Modifications and/or additional parts required.

37 Fits All Emissions Vehicles.  
100 Ultra Converter.

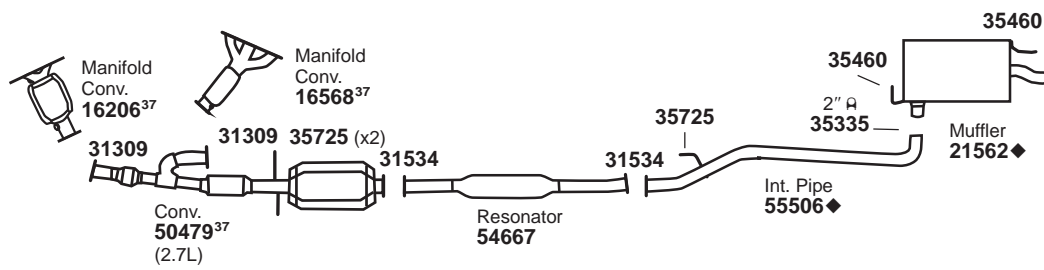
# KIA Optima

(248) 2006-05 4 CYL. OPTIMA EX, LX w/2.4L ENG. (EXC. ENG. CODE 3)  
 2004-01 4 CYL. OPTIMA w/2.4L ENG.



For 55312: Univ. Conv. 93236#

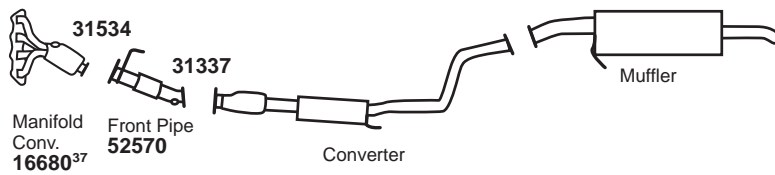
(249) 2006-02 6 CYL. OPTIMA w/2.7L ENG. (2006 ENG. CODE 8)  
 2001 6 CYL. OPTIMA w/2.5L ENG.



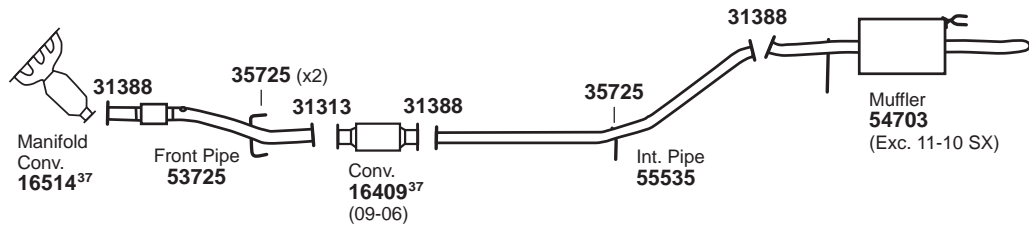
For 16206: Univ. Conv. 93251#

# KIA Rio

(250) 2014-12 4 CYL. RIO w/1.6L ENG.



(251) 2011-06 4 CYL. RIO w/1.6L ENG.



31309 Gskt.	31313 Gskt.	31337 Gskt.	31388 Gskt.	31534 Gskt.	31537 Gskt.	31599 Gskt.	35460 Insl.	35725 Insl.						

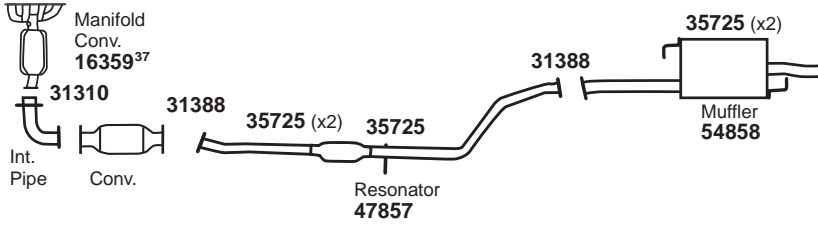
NOT LEGAL FOR SALE IN STATE OF CALIFORNIA  
 IN NEW YORK STATE, CONVERTERS LISTED ARE LEGAL FOR FEDERAL/EPA EMISSION VEHICLES ONLY

◆ If welded assembly, replace all required parts.  
 # Modifications and/or additional parts required.  
 37 Fits All Emissions Vehicles.

- GENERAL INFORMATION
- PASSENGER CAR
- LIGHT TRUCK
- MUFFLER SPECS.
- OPTIONAL MUFFLERS
- ACCESSORIES
- FOOTNOTES

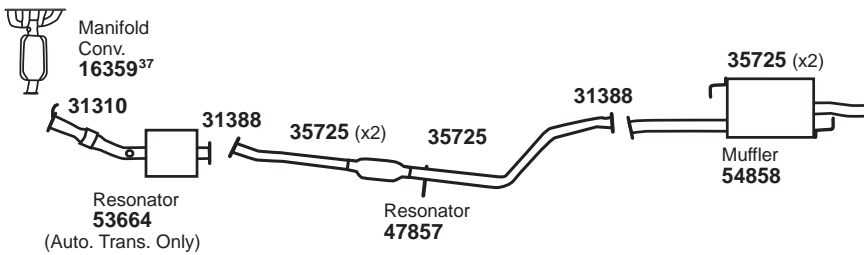
# KIA Rio

(252) 2005-03 4 CYL. RIO w/1.6L ENG. (TWO CONVERTER BODIES)



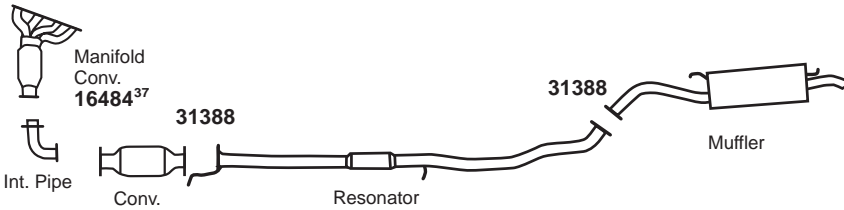
For 16359: Univ. Conv. 93236#

(253) 2005-03 4 CYL. RIO w/1.6L ENG. (ONE CONVERTER BODY)



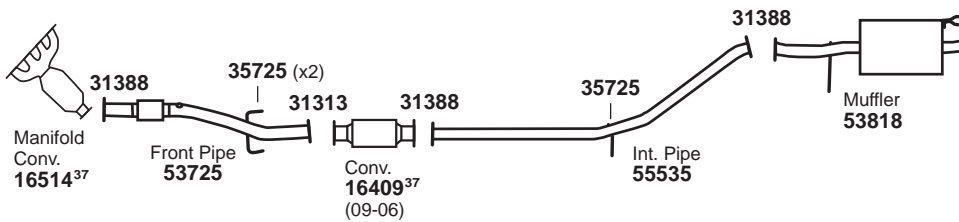
For 16359: Univ. Conv. 93236#

(254) 2002-01 4 CYL. RIO, RIO CINCO w/1.5L ENG.



# KIA Rio5

(255) 2011-06 4 CYL. RIO5 w/1.6L ENG.



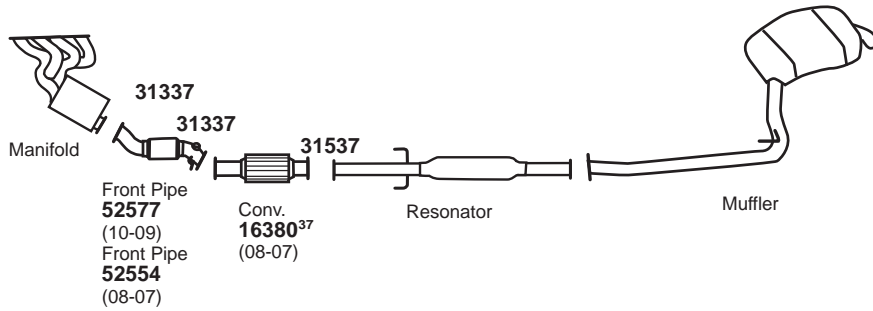
31310 Gskt.	31313 Gskt.	31388 Gskt.	35725 Insl.																

NOT LEGAL FOR SALE IN STATE OF CALIFORNIA  
IN NEW YORK STATE, CONVERTERS LISTED ARE LEGAL FOR FEDERAL/EPA EMISSION VEHICLES ONLY



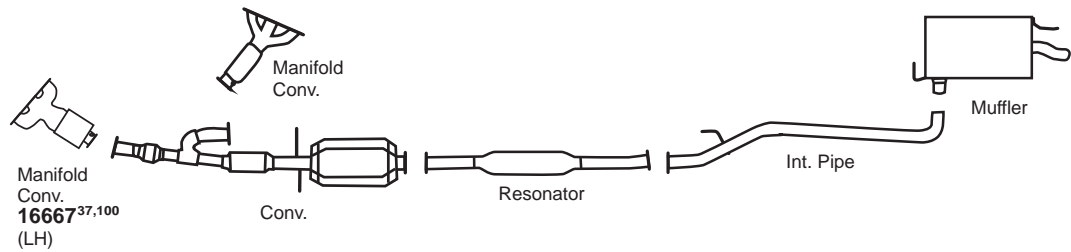
# KIA Rondo

(256) 2010-07 4 CYL. RONDO w/2.4L ENG.

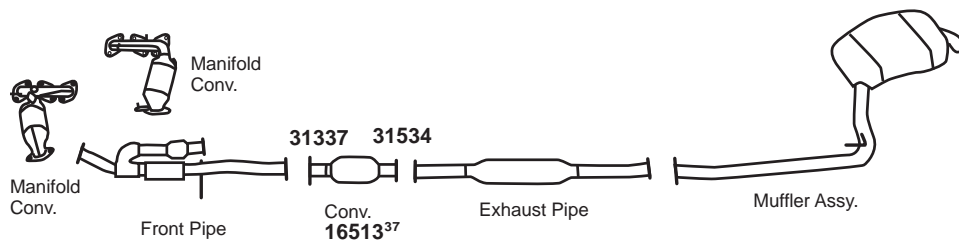


For 16380: Univ. Conv. 93252#

(257) 2010-07 6 CYL. RONDO w/2.7L ENG.



(258) 2008-07 6 CYL. RONDO w/2.7L ENG.



31337 Gskt.	31534 Gskt.	31537 Gskt.											

NOT LEGAL FOR SALE IN STATE OF CALIFORNIA  
IN NEW YORK STATE, CONVERTERS LISTED ARE LEGAL FOR FEDERAL/EPA EMISSION VEHICLES ONLY

# Modifications and/or additional parts required.  
37 Fits All Emissions Vehicles.

GENERAL INFORMATION

PASSENGER CAR

LIGHT TRUCK

MUFFLER SPECS.

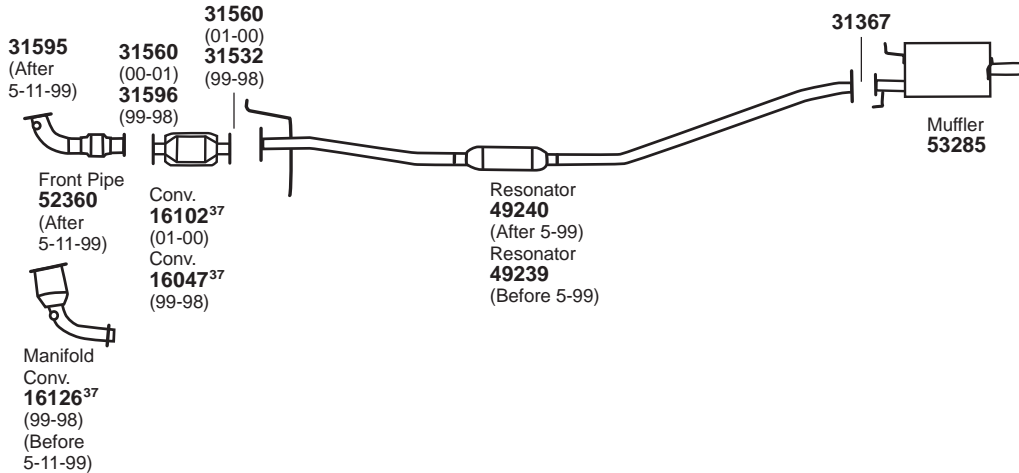
OPTIONAL MUFFLERS

ACCESSORIES

FOOTNOTES

# KIA Sephia

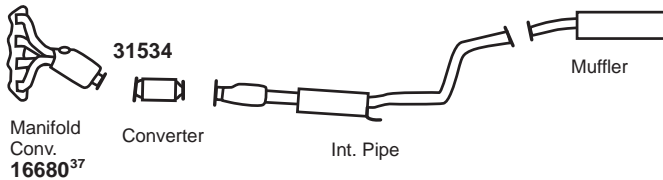
(259) 2001-98 4 CYL. SEPHIA w/1.8L ENG.



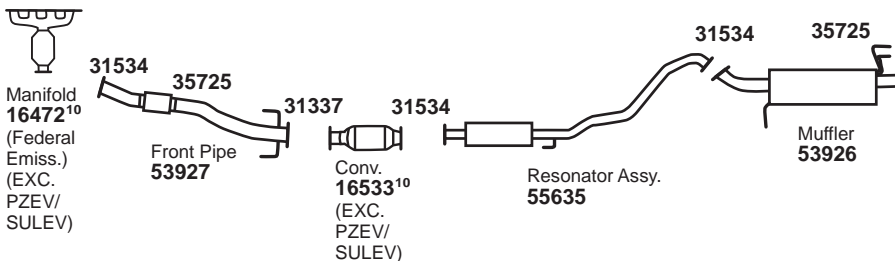
For 16047: Univ. Conv. 93236#  
 For 16102: Univ. Conv. 93236#

# KIA Soul

(260) 2014-12 4 CYL. SOUL w/1.6L ENG.



(261) 2011-10 4 CYL. SOUL w/2.0L ENG.

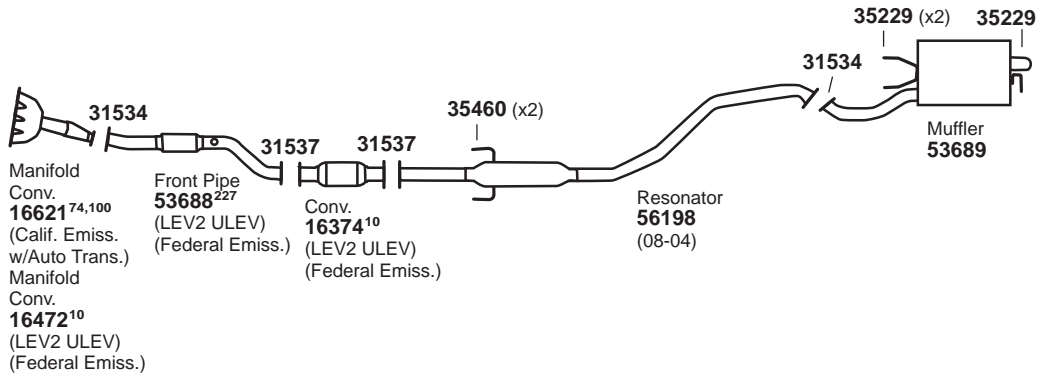


31337 Gskt.	31367 Gskt.	31532 Gskt.	31534 Gskt.	31560 Gskt.	31595 Gskt.	31596 Gskt.	35725 Insl.						

NOT LEGAL FOR SALE IN STATE OF CALIFORNIA  
 IN NEW YORK STATE, CONVERTERS LISTED ARE LEGAL FOR FEDERAL/EPA EMISSION VEHICLES ONLY

# KIA Spectra

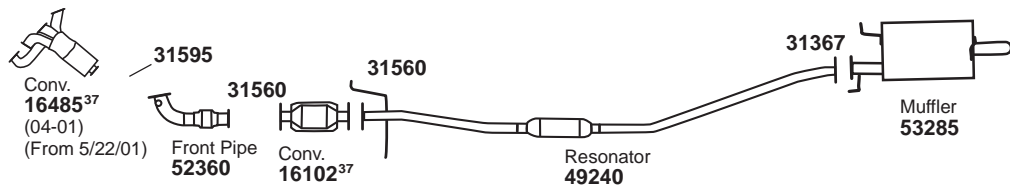
(262) 2009-04 4 CYL. SPECTRA w/2.0L ENG.



GENERAL INFORMATION

PASSENGER CAR

(263) 2004-00 4 CYL. SPECTRA w/1.8L ENG.



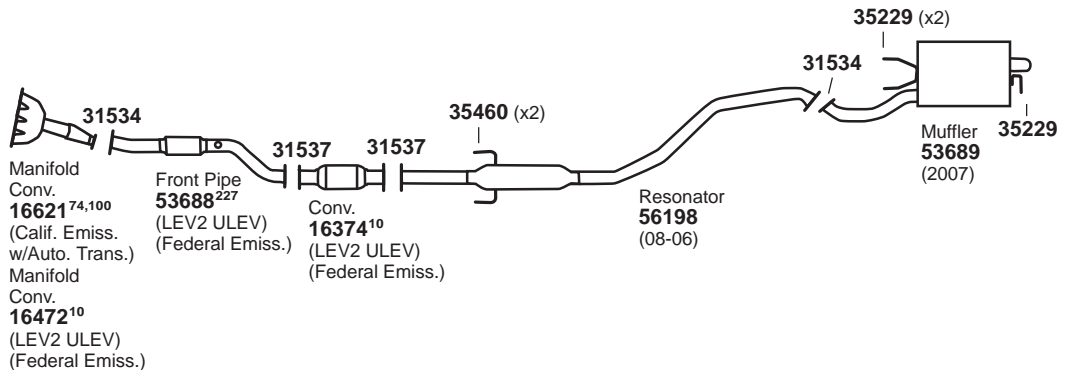
For 16102: Univ. Conv. 93236#

LIGHT TRUCK

MUFFLER SPECS.

# KIA Spectra5

(264) 2009-06 4 CYL. SPECTRA5 w/2.0L ENG.

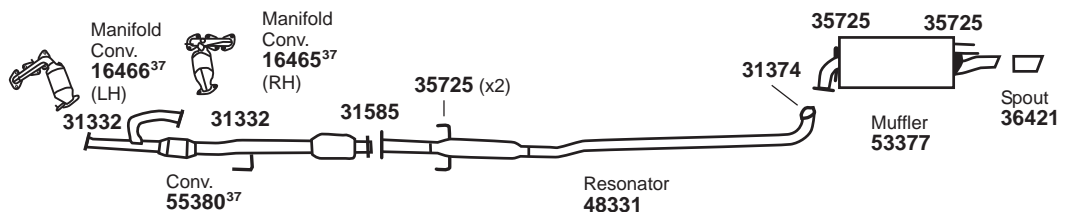


OPTIONAL MUFFLERS

ACCESSORIES

# LEXUS ES300

(265) 2003-02 6 CYL. ES300 w/3.0L ENG.



For 55380: Univ. Conv. 93237#

FOOTNOTES

31332 Gskt.	31367 Gskt.	31374 Gskt.	31534 Gskt.	31537 Gskt.	31560 Gskt.	31585 Gskt.	31595 Gskt.	35229 Insl.	35460 Insl.	35725 Insl.			

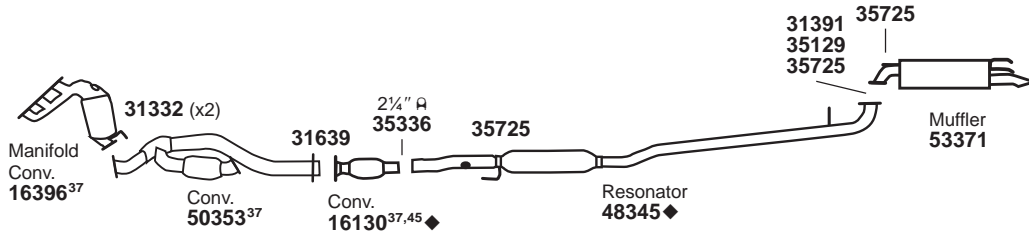
NOT LEGAL FOR SALE IN STATE OF CALIFORNIA  
 IN NEW YORK STATE, CONVERTERS LISTED ARE LEGAL FOR FEDERAL/EPA EMISSION VEHICLES ONLY

# Modifications and/or additional parts required.  
 10 Fits Federal/EPA Emission Vehicles.  
 37 Fits All Emissions Vehicles.

74 Fits California/50 State Emission Vehicles.  
 100 Ultra Converter.  
 227 Reuse O.E. Clamp Bracket.

# LEXUS ES300

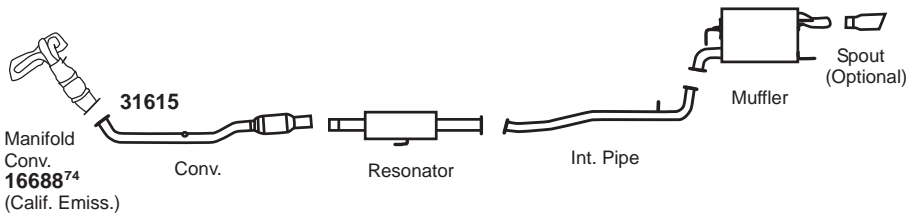
(266) 2001-99 6 CYL. ES300 w/3.0L ENG.



For 16130: Univ. Conv. 93252#

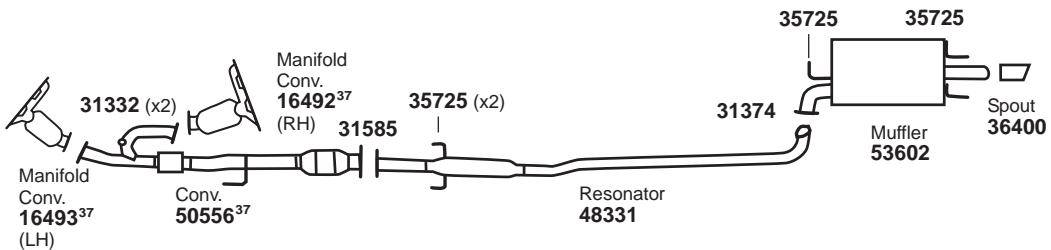
# LEXUS ES300h

(267) 2015-13 4 CYL. ES300h w/2.5L ENG.



# LEXUS ES330

(268) 2006-04 6 CYL. ES330 w/3.3L ENG.



For 53602: SoundFX 18885

31332 Gskt.	31374 Gskt.	31391 Gskt.	31585 Gskt.	31615 Gskt.	31639 Gskt.	35129 Bolt Kit	35725 Insl.							
----------------	----------------	----------------	----------------	----------------	----------------	-------------------	----------------	--	--	--	--	--	--	--

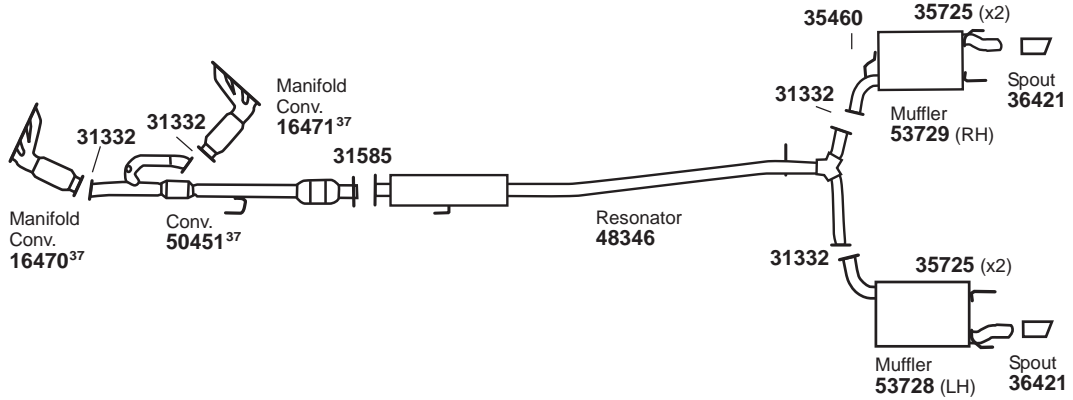
**NOT LEGAL FOR SALE IN STATE OF CALIFORNIA  
IN NEW YORK STATE, CONVERTERS LISTED ARE LEGAL FOR FEDERAL/EPA EMISSION VEHICLES ONLY**

- ◆ If welded assembly, replace all required parts.
- # Modifications and/or additional parts required.
- 37 Fits All Emissions Vehicles.

- 45 OE exhaust system is completely welded. Additional adapters and cutting the OE pipes may be required to complete installation. Only failed Converters may be replaced.
- 74 Fits California/50 State Emission Vehicles.

# LEXUS ES350

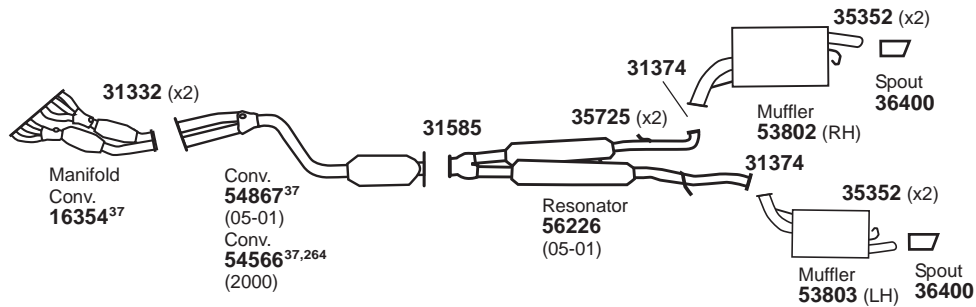
(269) 2012-07 6 CYL. ES350 w/3.5L ENG.



For 50451: Univ. Conv. 93253#

# LEXUS GS300

(270) 2005-00 6 CYL. GS300 w/3.0L ENG.

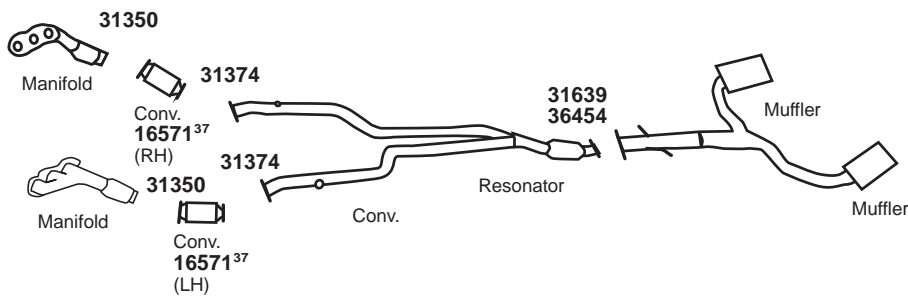


For 54566: Univ. Conv. 93237#

For 54867: Univ. Conv. 93237#

# LEXUS GS430

(271) 2007-01 8 CYL. GS430 w/4.3L ENG.



31332 Gskt.	31350 Gskt.	31374 Gskt.	31585 Gskt.	31639 Gskt.	35352 Insl.	35460 Insl.	35725 Insl.	36454 Bolt Kit						

NOT LEGAL FOR SALE IN STATE OF CALIFORNIA  
IN NEW YORK STATE, CONVERTERS LISTED ARE LEGAL FOR FEDERAL/EPA EMISSION VEHICLES ONLY

# Modifications and/or additional parts required.  
37 Fits All Emissions Vehicles.

GENERAL INFORMATION

PASSENGER CAR

LIGHT TRUCK

MUFFLER SPECS.

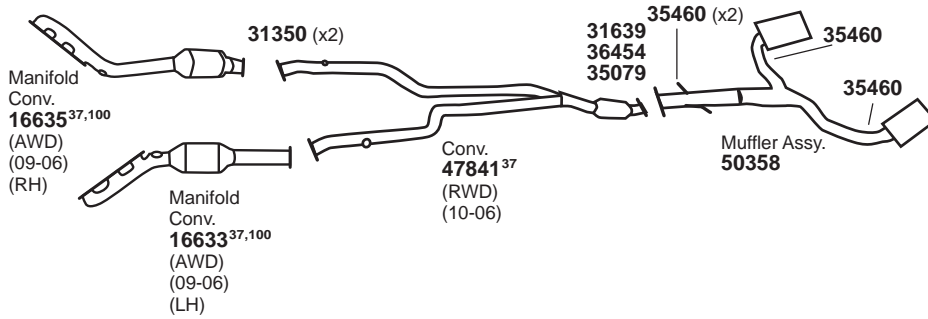
OPTIONAL MUFFLERS

ACCESSORIES

FOOTNOTES

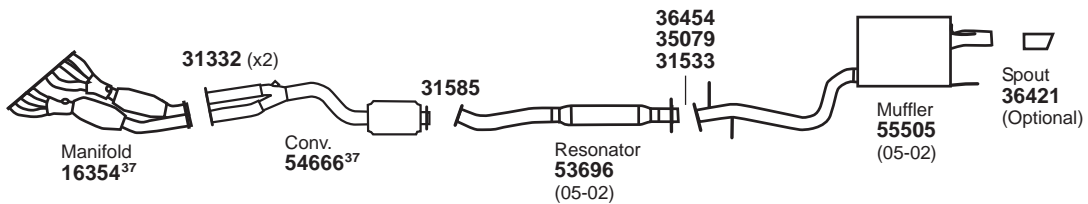
# LEXUS IS250

(272) 2011-06 6 CYL. IS250 w/2.5L ENG.



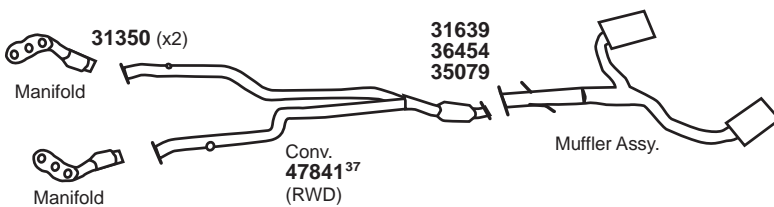
# LEXUS IS300

(273) 2005-01 6 CYL. IS300 w/3.0L ENG.



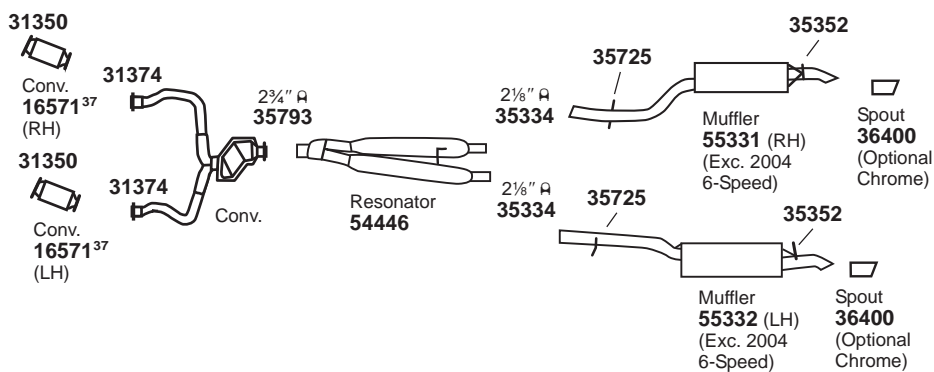
# LEXUS IS350

(274) 2006 6 CYL. IS350 w/3.5L ENG.



# LEXUS LS430

(275) 2006-01 8 CYL. LS430 MODELS w/4.3L ENG.

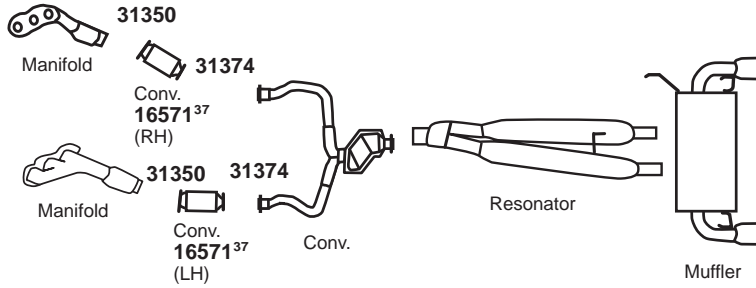


31332 Gskt.	31350 Gskt.	31374 Gskt.	31533 Gskt.	31585 Gskt.	31639 Gskt.	35079 Hex Nut	35334 Insl.	35460 Insl.	35725 Insl.	36454 Bolt Kit			

NOT LEGAL FOR SALE IN STATE OF CALIFORNIA  
IN NEW YORK STATE, CONVERTERS LISTED ARE LEGAL FOR FEDERAL/EPA EMISSION VEHICLES ONLY

# LEXUS SC430

(276) 2010-02 8 CYL. SC430 w/4.3L ENG.



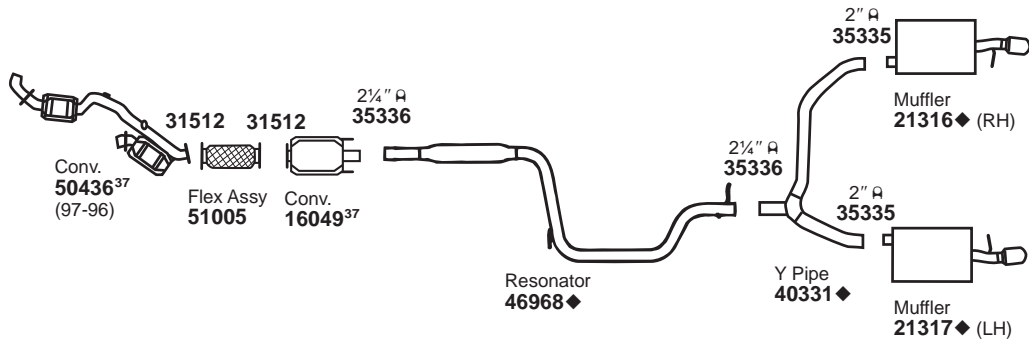
GENERAL INFORMATION

PASSENGER CAR

LIGHT TRUCK

# LINCOLN Continental

(277) 2002-96 8 CYL. CONTINENTAL w/4.6L ENG.



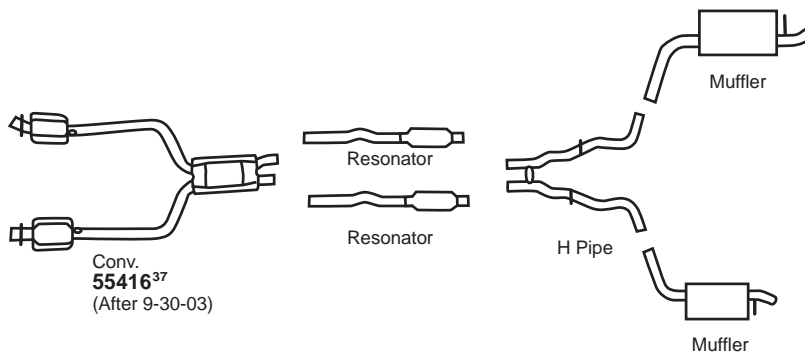
For 16049: Univ. Conv. 93237#

MUFFLER SPECS.

OPTIONAL MUFFLERS

# LINCOLN LS

(278) 2006-04 8 CYL. LS w/3.9L ENG.



ACCESSORIES

FOOTNOTES

31350 Gskt.	31374 Gskt.	31512 Gskt.																	

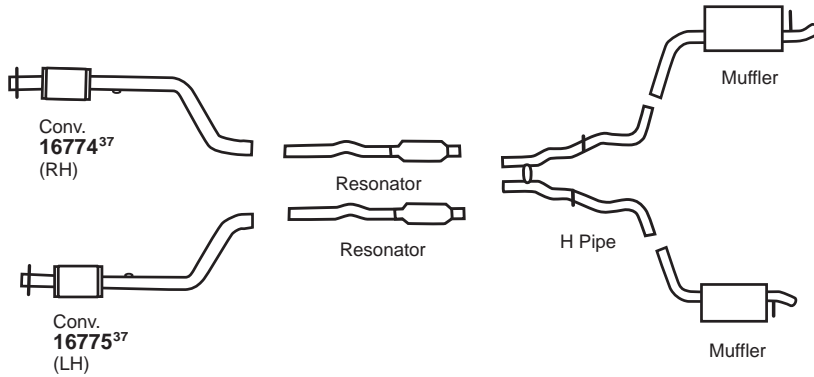
NOT LEGAL FOR SALE IN STATE OF CALIFORNIA  
IN NEW YORK STATE, CONVERTERS LISTED ARE LEGAL FOR FEDERAL/EPA EMISSION VEHICLES ONLY

◆ If welded assembly, replace all required parts.  
# Modifications and/or additional parts required.

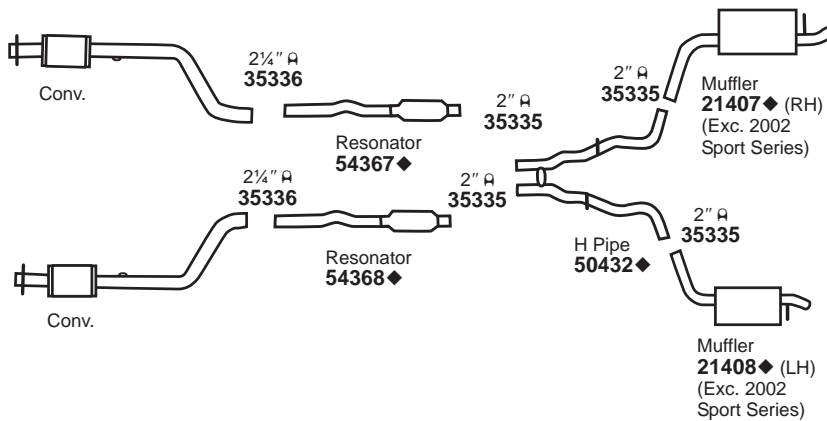
37 Fits All Emissions Vehicles.

# LINCOLN LS

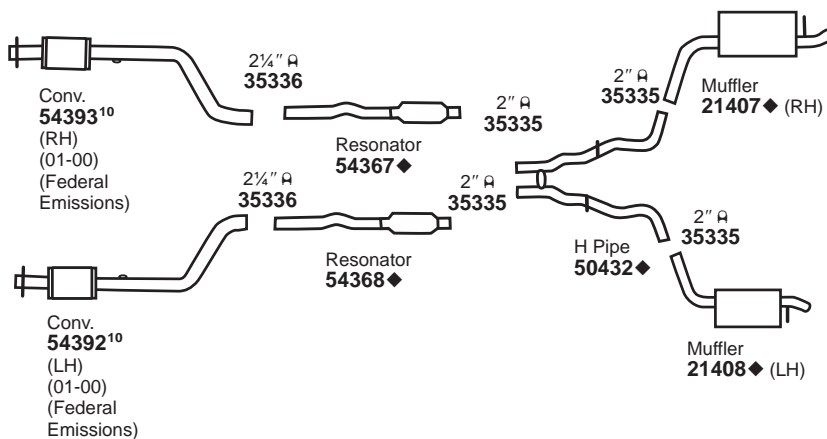
(279) 2004-03 6 CYL. LS w/3.0L ENG.



(280) 2002-00 6 CYL. LS w/3.0L ENG.



(281) 2002-00 8 CYL. LS w/3.9L ENG.



For 54392: Univ. Conv. 93236#

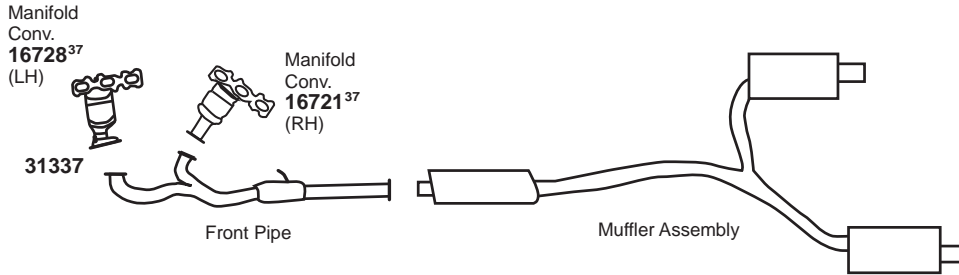
For 54393: Univ. Conv. 93236#

NOT LEGAL FOR SALE IN STATE OF CALIFORNIA  
IN NEW YORK STATE, CONVERTERS LISTED ARE LEGAL FOR FEDERAL/EPA EMISSION VEHICLES ONLY



# LINCOLN MKS

(282) 2015-13 6 CYL. MKS w/3.7L ENG.

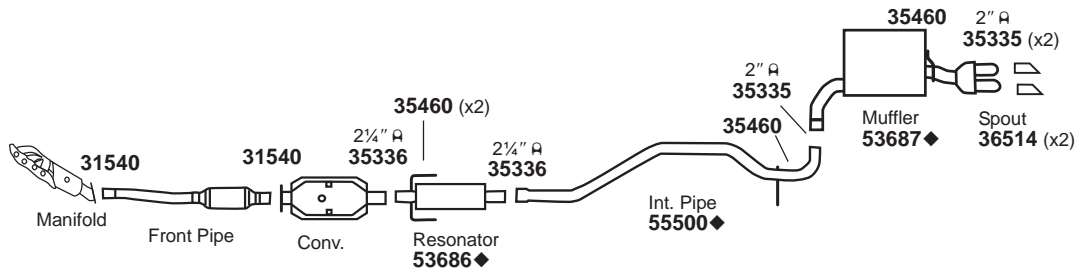


GENERAL INFORMATION

PASSENGER CAR

# LINCOLN MKZ

(283) 2012-11 4 CYL. MKZ HYBRID w/2.5L ENG.

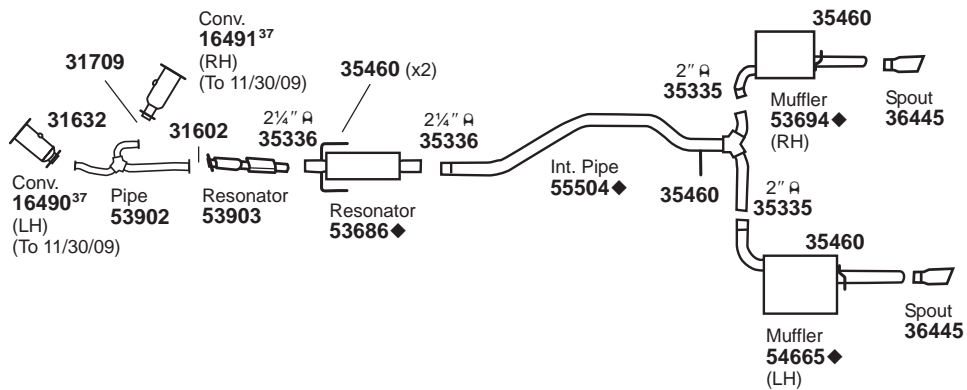


LIGHT TRUCK

MUFFLER SPECS.

OPTIONAL MUFFLERS

(284) 2012-07 6 CYL. MKZ w/3.5L ENG., F.W.D.



ACCESSORIES

FOOTNOTES

31337 Gskt.	31540 Gskt.	31602 Gskt.	31632 Gskt.	31709 Gskt.	35460 Insl.								

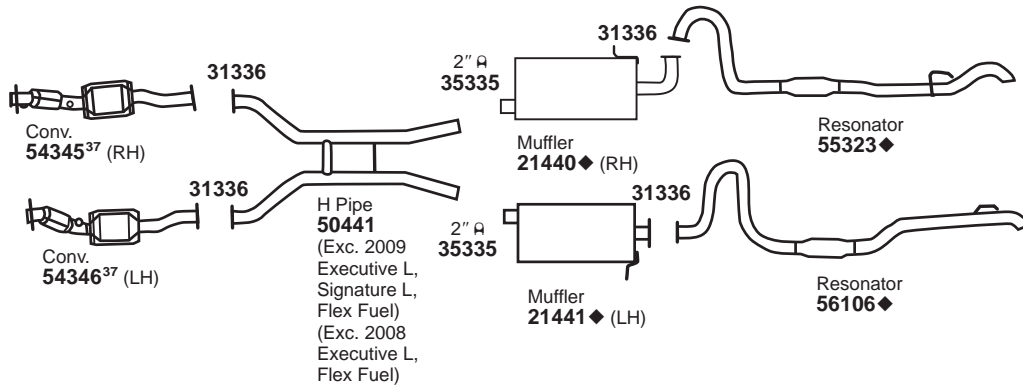
NOT LEGAL FOR SALE IN STATE OF CALIFORNIA  
IN NEW YORK STATE, CONVERTERS LISTED ARE LEGAL FOR FEDERAL/EPA EMISSION VEHICLES ONLY

◆ If welded assembly, replace all required parts.

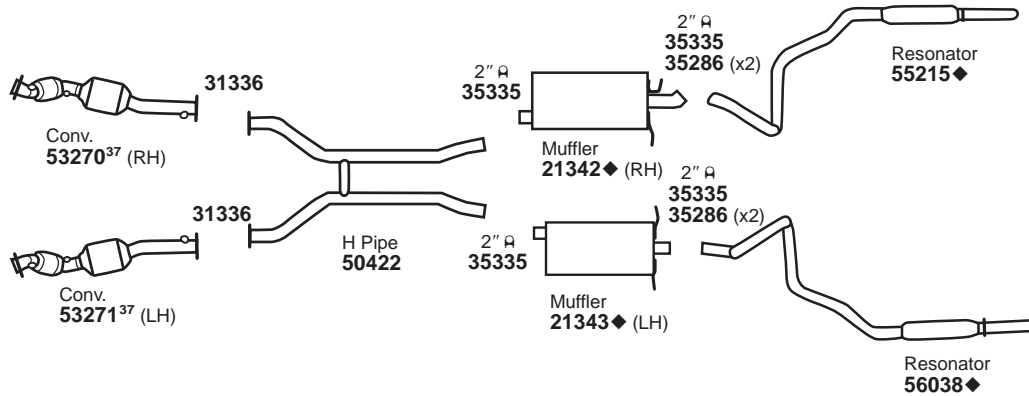
37 Fits All Emissions Vehicles.

# LINCOLN Town Car

(285) 2011-03 8 CYL. TOWN CAR EXECUTIVE, SIGNATURE, ULTIMATE SERIES w/4.6L ENG., DUAL EXHAUST (EXC. LIMOUSINE)

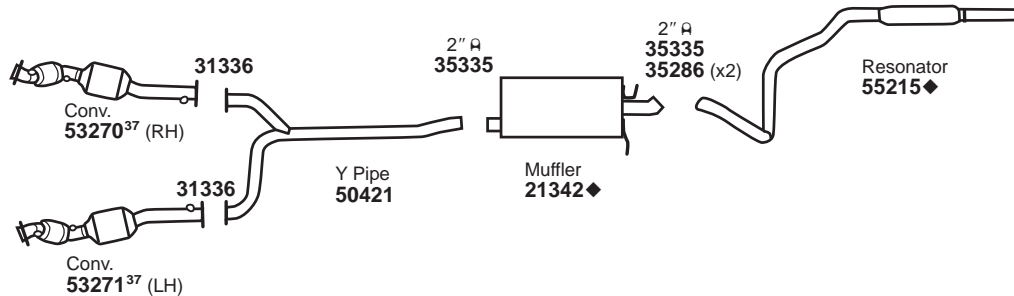


(286) 2002-98 8 CYL. TOWN CAR w/4.6L ENG., DUAL EXHAUST (EXC. LIMOUSINE)



For 21342: SoundFX 18560  
 For 21343: SoundFX 18845

(287) 2002-98 8 CYL. TOWN CAR w/4.6L ENG., SINGLE EXHAUST



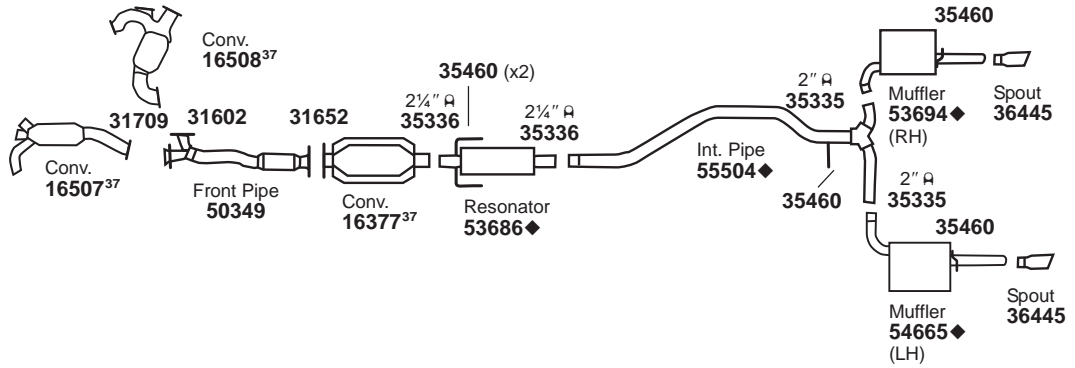
For 21342: SoundFX 18560

31336 Gskt.	35286 Insl.																		

NOT LEGAL FOR SALE IN STATE OF CALIFORNIA  
 IN NEW YORK STATE, CONVERTERS LISTED ARE LEGAL FOR FEDERAL/EPA EMISSION VEHICLES ONLY

# LINCOLN Zephyr

(288) 2006 6 CYL. ZEPHYR w/3.0L ENG., F.W.D.

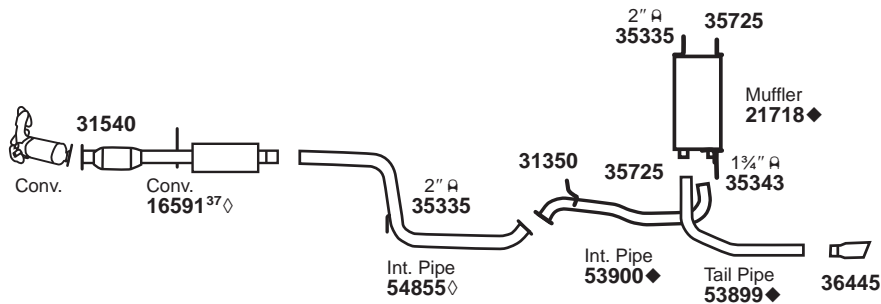


GENERAL INFORMATION

PASSENGER CAR

# MAZDA 3

(289) 2013-10 4 CYL. 3 w/2.0L ENG., SEDAN

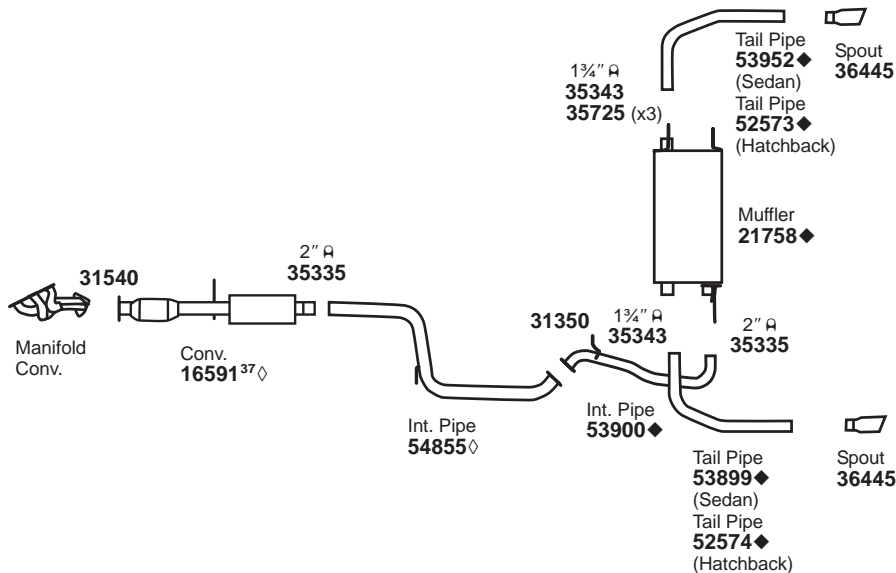


LIGHT TRUCK

MUFFLER SPECS.

For 16591: Univ. Conv. 93252#

(290) 2013-10 4 CYL. 3 w/2.5L ENG.



OPTIONAL MUFFLERS

ACCESSORIES

For 16591: Univ. Conv. 93252#

31350 Gskt.	31540 Gskt.	31602 Gskt.	31652 Gskt.	31709 Gskt.	35460 Insl.	35725 Insl.								

FOOTNOTES

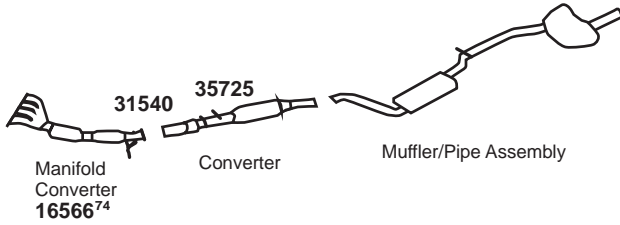
NOT LEGAL FOR SALE IN STATE OF CALIFORNIA  
IN NEW YORK STATE, CONVERTERS LISTED ARE LEGAL FOR FEDERAL/EPA EMISSION VEHICLES ONLY

◇ If welded assembly, replace all required parts.  
◆ If welded assembly, replace all required parts.

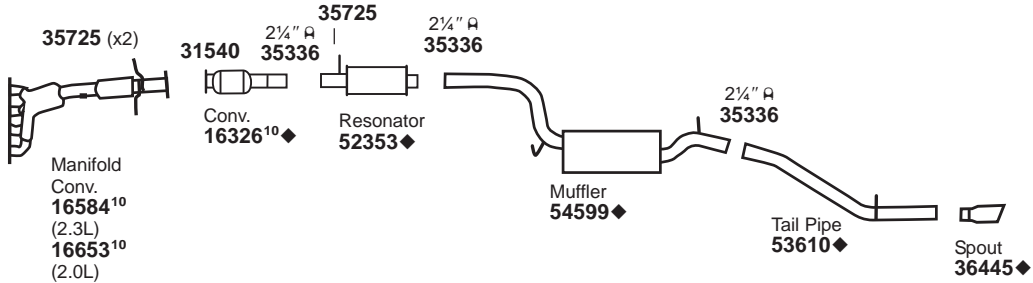
# Modifications and/or additional parts required.  
37 Fits All Emissions Vehicles.

# MAZDA 3

(291) 2009-04 4 CYL. 3 w/2.0L ENG., CALIFORNIA EMISSIONS

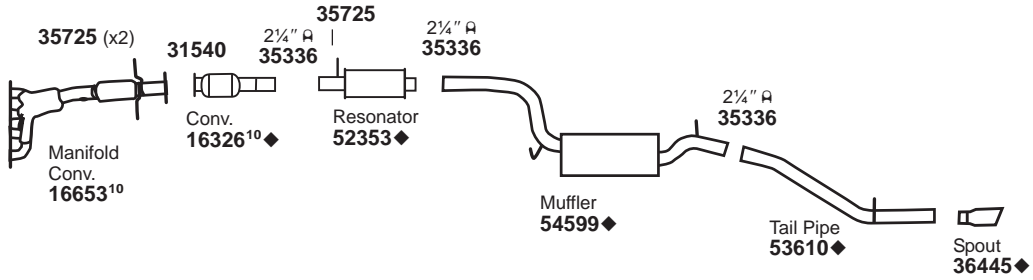


(292) 2009 4 CYL. 3 w/2.3L ENG., FEDERAL EMISSIONS, SEDAN ONLY (EXC. TURBO)  
 2009-07 4 CYL. 3 w/2.0L ENG., FEDERAL EMISSIONS  
 2008-07 4 CYL. 3 w/2.3L ENG., FEDERAL EMISSIONS (EXC. TURBO)



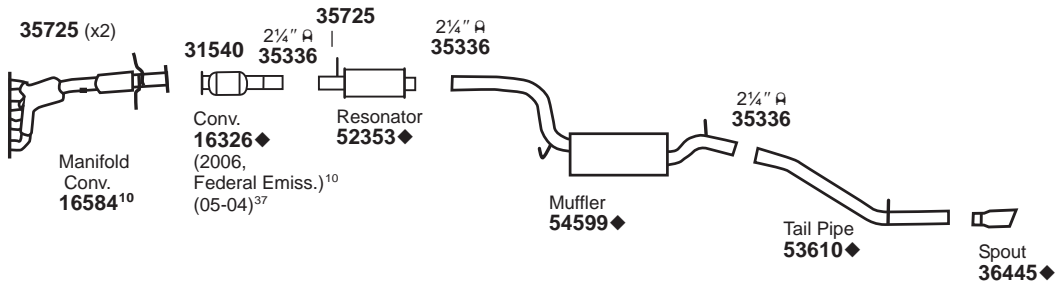
For 16326: Univ. Conv. 93253#

(293) 2006-04 4 CYL. 3 w/2.0L ENG., FEDERAL EMISSIONS





For 16326: Univ. Conv. 93253#

(294) 2006 4 CYL. 3 w/2.3L ENG., FEDERAL EMISSIONS  
 2005-04 4 CYL. 3 w/2.3L ENG.



For 16326: Univ. Conv. 93253#

31540 Gskt. 	35725 Insl. 										
---	---	--	--	--	--	--	--	--	--	--	--

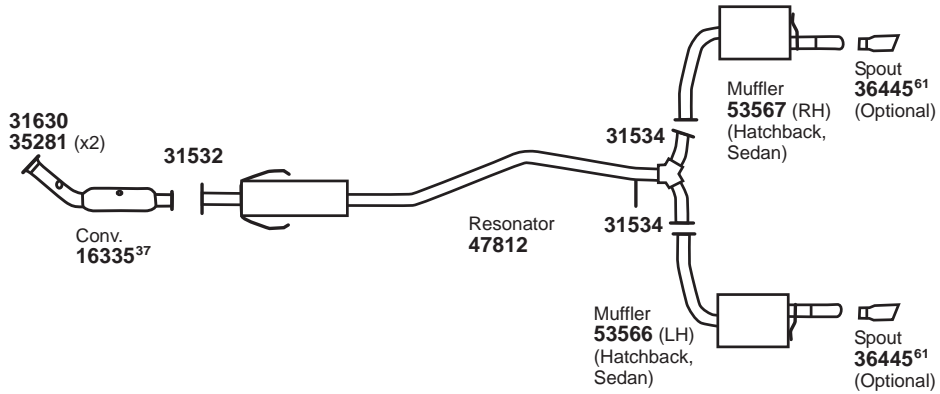
NOT LEGAL FOR SALE IN STATE OF CALIFORNIA  
 IN NEW YORK STATE, CONVERTERS LISTED ARE LEGAL FOR FEDERAL/EPA EMISSION VEHICLES ONLY

◆ If welded assembly, replace all required parts.  
 # Modifications and/or additional parts required.  
 10 Fits Federal/EPA Emission Vehicles.

37 Fits All Emissions Vehicles.  
 74 Fits California/50 State Emission Vehicles.

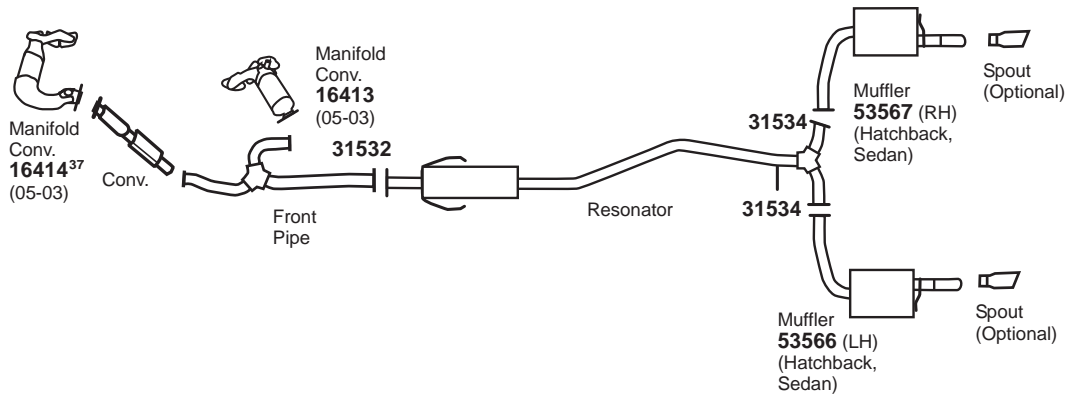
# MAZDA 6

(295) 2008-03 4 CYL. 6 w/2.3L ENG., NON-TURBO (EXC. SULEV)



For 16335: Univ. Conv. 93268#

(296) 2008-05 6 CYL. 6 S MODELS w/3.0L ENG.  
2004-03 6 CYL. 6 w/3.0L ENG.



31532 Gskt.	31534 Gskt.	31630 Gskt.	35281 Spring																

NOT LEGAL FOR SALE IN STATE OF CALIFORNIA  
IN NEW YORK STATE, CONVERTERS LISTED ARE LEGAL FOR FEDERAL/EPA EMISSION VEHICLES ONLY

# Modifications and/or additional parts required.  
37 Fits All Emissions Vehicles.

61 Cut to fit.

GENERAL INFORMATION

PASSENGER CAR

LIGHT TRUCK

MUFFLER SPECS.

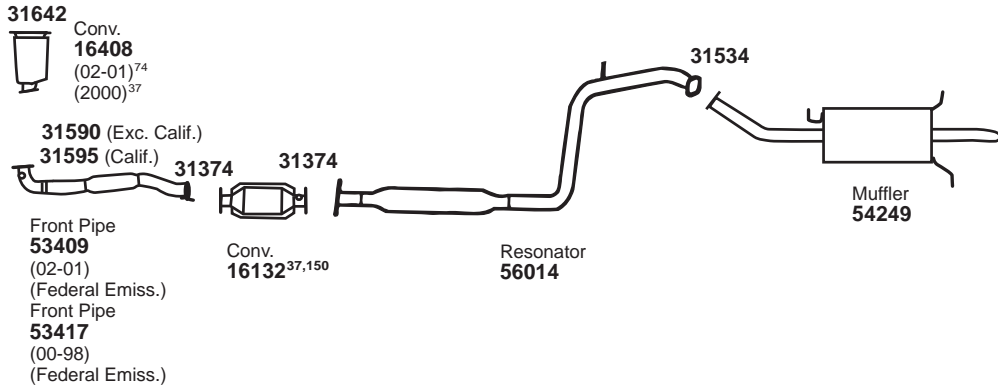
OPTIONAL MUFFLERS

ACCESSORIES

FOOTNOTES

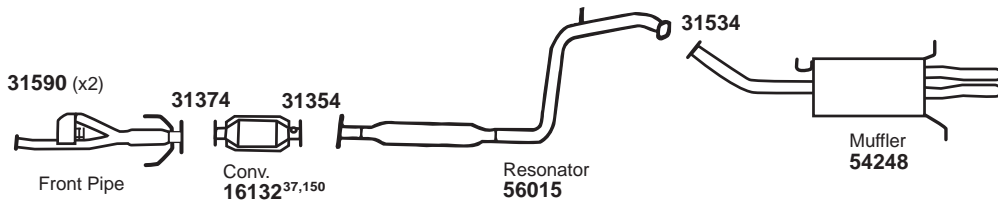
# MAZDA 626

(297) **2002** 4 CYL. 626 LX w/2.0L ENG.  
**2001-99** 4 CYL. 626 w/2.0L ENG.  
**1998** 4 CYL. 626 DX, LX w/2.0L ENG.



For 16132: Univ. Conv. 93303#  
 For 54249: SoundFX 18939

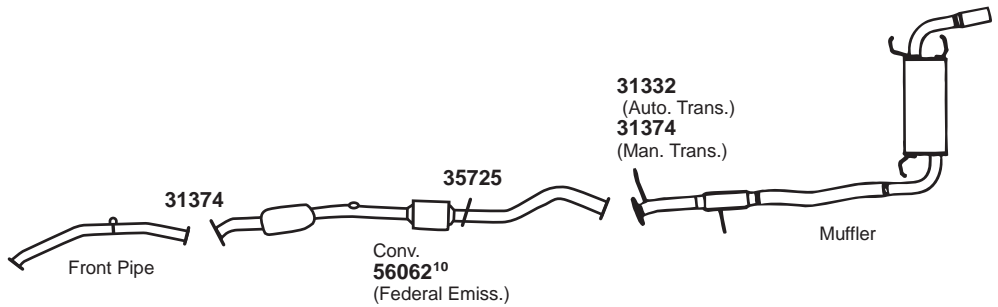
(298) **2002-98** 6 CYL. 626 w/2.5L ENG.



For 16132: Univ. Conv. 93303#

# MAZDA Miata

(299) **2002-01** 4 CYL. MIATA w/1.8L ENG.



For 56062: Univ. Conv. 93236#

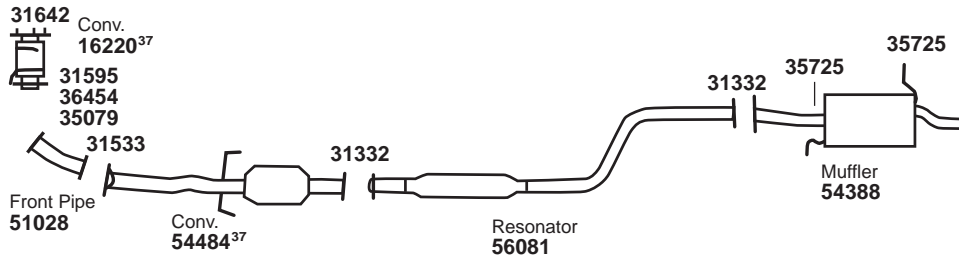
31332 Gskt.	31354 Gskt.	31374 Gskt.	31534 Gskt.	31590 Gskt.	31595 Gskt.	31642 Gskt.	35725 Insl.						

NOT LEGAL FOR SALE IN STATE OF CALIFORNIA  
 IN NEW YORK STATE, CONVERTERS LISTED ARE LEGAL FOR FEDERAL/EPA EMISSION VEHICLES ONLY

# Modifications and/or additional parts required. 74 Fits California/50 State Emission Vehicles.  
 10 Fits Federal/EPA Emission Vehicles. 150 If oxygen sensor not used, Plug 35299 is required.  
 37 Fits All Emissions Vehicles.

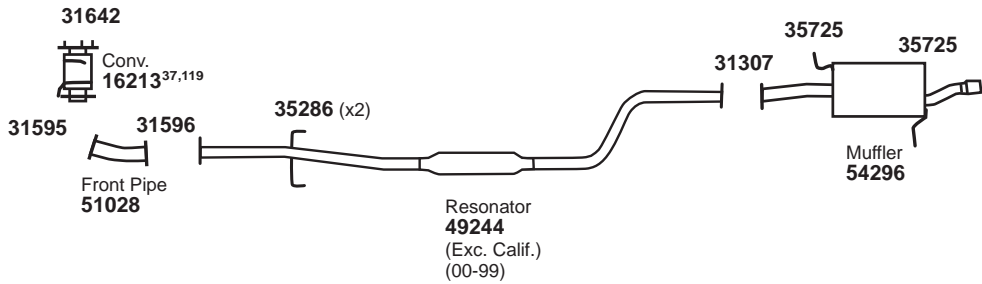
# MAZDA Protege

(300) 2003-02 4 CYL. PROTEGE DX, ES, LX w/2.0L ENG.  
 2001 4 CYL. PROTEGE, PROTEGE MP3 w/2.0L ENG.



For 16220: Univ. Conv. 93270#  
 For 54484: Univ. Conv. 93236#

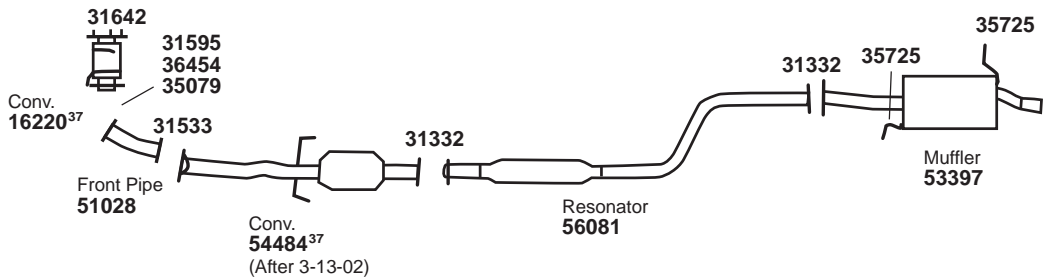
(301) 2001-99 4 CYL. PROTEGE w/1.6L ENG.  
 2000-99 4 CYL. PROTEGE w/1.8L ENG.



For 16213: Univ. Conv. 93270#

# MAZDA Protege5

(302) 2003-02 4 CYL. PROTEGE5 w/2.0L ENG.



For 16220: Univ. Conv. 93270#  
 For 54484: Univ. Conv. 93236#

31307 Gskt.	31332 Gskt.	31533 Gskt.	31595 Gskt.	31596 Gskt.	31642 Gskt.	35079 Hex Nut	35286 Insl.	35725 Insl.	36454 Bolt Kit				

NOT LEGAL FOR SALE IN STATE OF CALIFORNIA  
 IN NEW YORK STATE, CONVERTERS LISTED ARE LEGAL FOR FEDERAL/EPA EMISSION VEHICLES ONLY

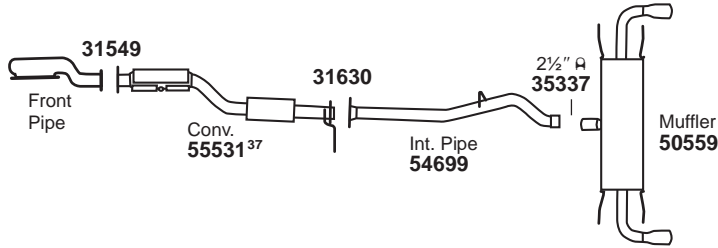
# Modifications and/or additional parts required.  
 37 Fits All Emissions Vehicles.

119 Reuse O.E. Heat Shield.

GENERAL INFORMATION
PASSENGER CAR
LIGHT TRUCK
MUFFLER SPECS.
OPTIONAL MUFFLERS
ACCESSORIES
FOOTNOTES

# MAZDA RX Series

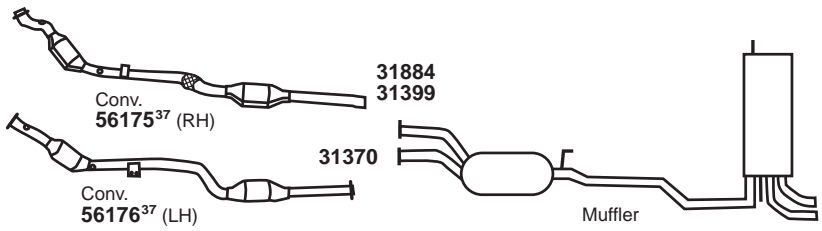
(303) 2008-04 RX-8 w/1.3L ROTARY ENG.



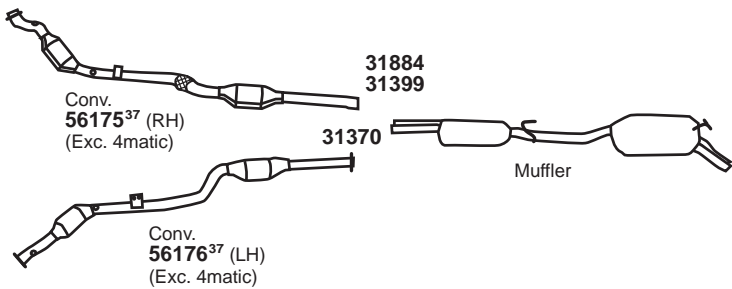
For 55531: Univ. Conv. 93268#

# MERCEDES BENZ 320 Series

(304) 2003-98 6 CYL. E320 w/3.2L ENG., STATION WAGON (EXC. 4MATIC)

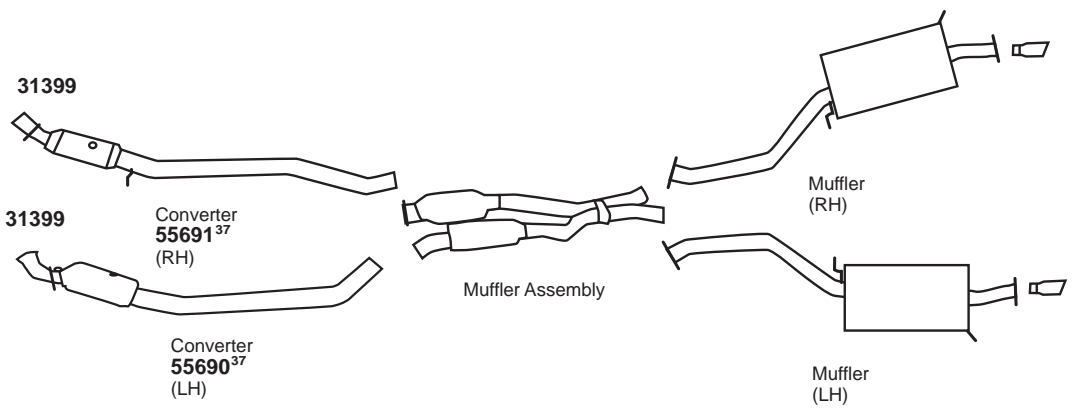


(305) 2002-98 6 CYL. E320 w/3.2L ENG., SEDAN



# MERCEDES BENZ 350 Series

(306) 2011-06 6 CYL. R350 w/3.5L ENG.



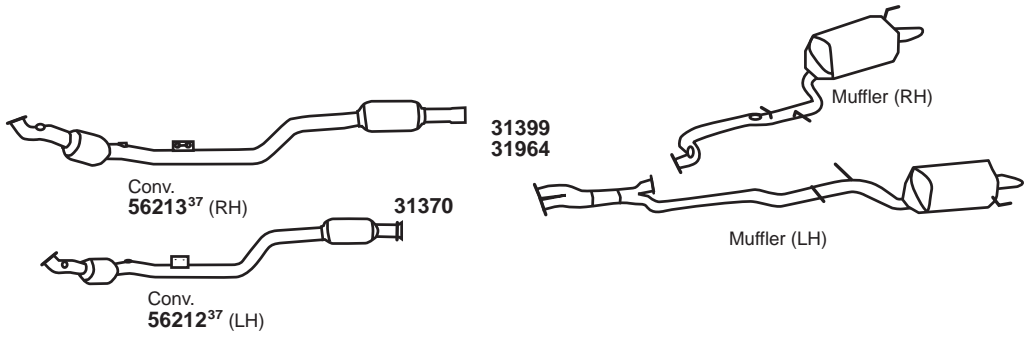
31370 Gskt.	31399 Gskt.	31549 Gskt.	31630 Gskt.	31884 Flng.															

NOT LEGAL FOR SALE IN STATE OF CALIFORNIA  
 IN NEW YORK STATE, CONVERTERS LISTED ARE LEGAL FOR FEDERAL/EPA EMISSION VEHICLES ONLY



# MERCEDES BENZ 430 Series

(307) 2006-00 8 CYL. S430 w/4.3L ENG.



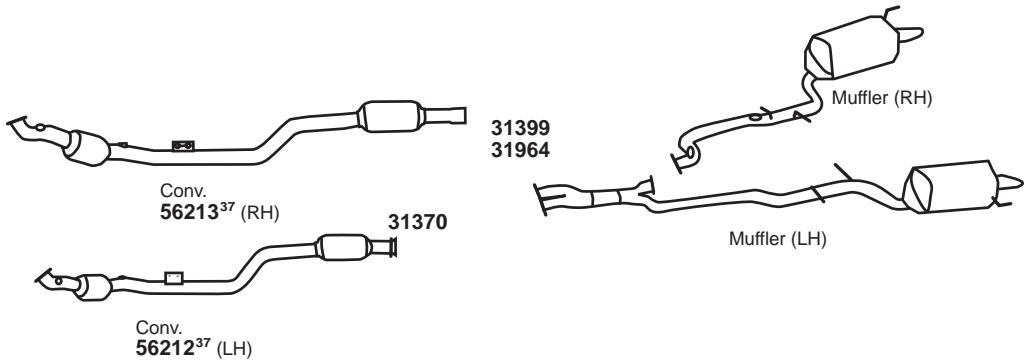
GENERAL INFORMATION

PASSENGER CAR

LIGHT TRUCK

# MERCEDES BENZ 500 Series

(308) 2006-00 8 CYL. CL500 w/5.0L ENG.

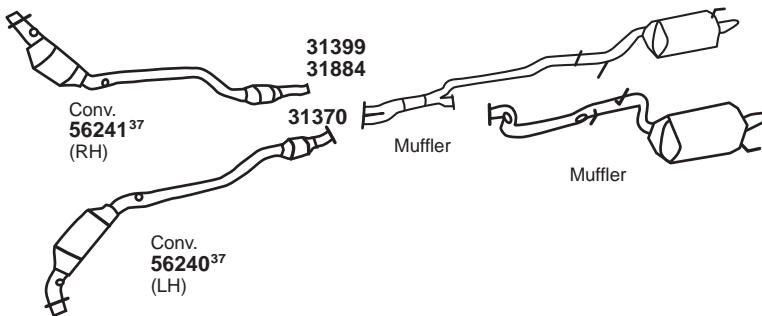


MUFFLER SPECS.

OPTIONAL MUFFLERS

ACCESSORIES

(309) 2006-03 8 CYL. E500 w/5.0L ENG.



For 56240: Univ. Conv. 93237#  
For 56241: Univ. Conv. 93237#

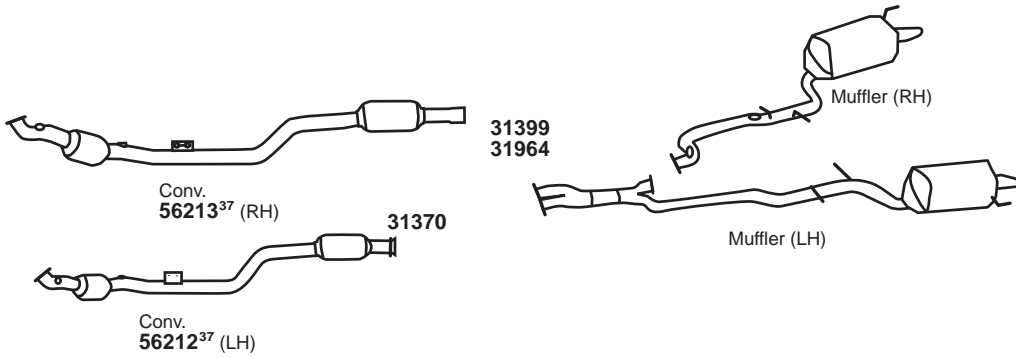
FOOTNOTES

31370 Gskt.	31399 Gskt.	31884 Flng.	31964 Flange										

NOT LEGAL FOR SALE IN STATE OF CALIFORNIA  
IN NEW YORK STATE, CONVERTERS LISTED ARE LEGAL FOR FEDERAL/EPA EMISSION VEHICLES ONLY

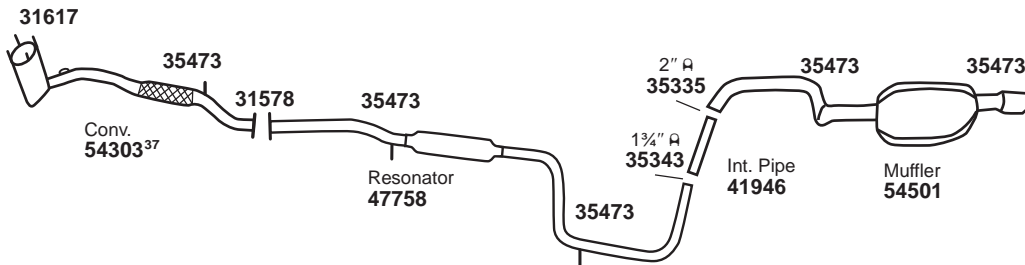
# MERCEDES BENZ 500 Series

(310) 2006-00 8 CYL. S500 BASE w/5.0L ENG.

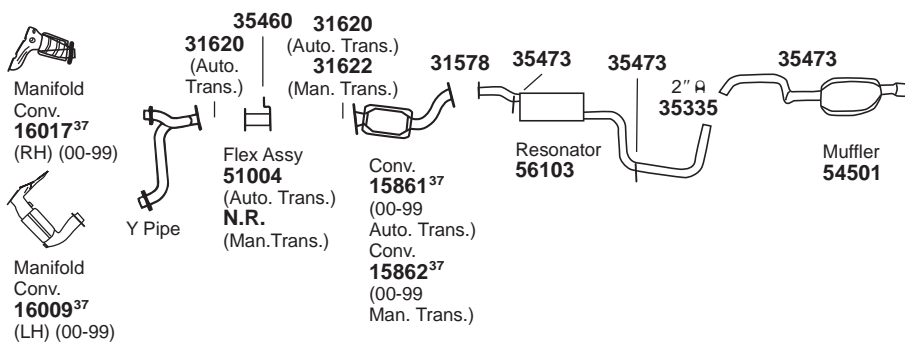


# MERCURY Cougar

(311) 2002-99 4 CYL. COUGAR w/2.0L ENG.



(312) 2002-99 6 CYL. COUGAR w/2.5L ENG.



For 15861: Univ. Conv. 93304#

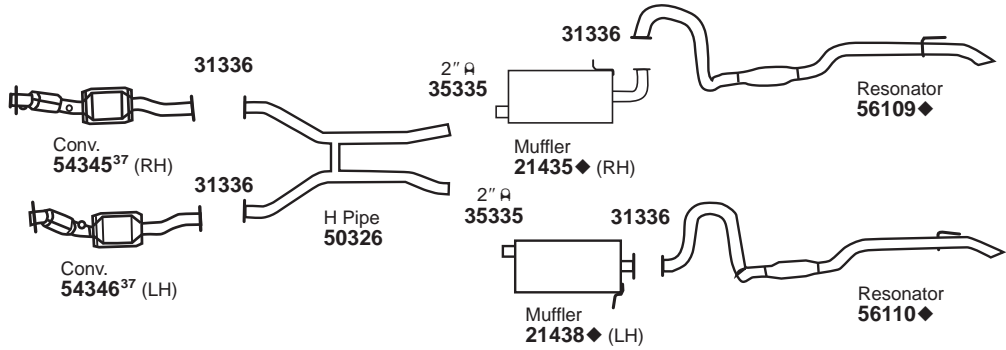
For 15862: Univ. Conv. 93304#

31370 Gskt.	31399 Gskt.	31578 Gskt.	31617 Gskt.	31620 Gskt.	31622 Gskt.	31964 Flange	35460 Insl.	35473 Insl.						

NOT LEGAL FOR SALE IN STATE OF CALIFORNIA  
IN NEW YORK STATE, CONVERTERS LISTED ARE LEGAL FOR FEDERAL/EPA EMISSION VEHICLES ONLY

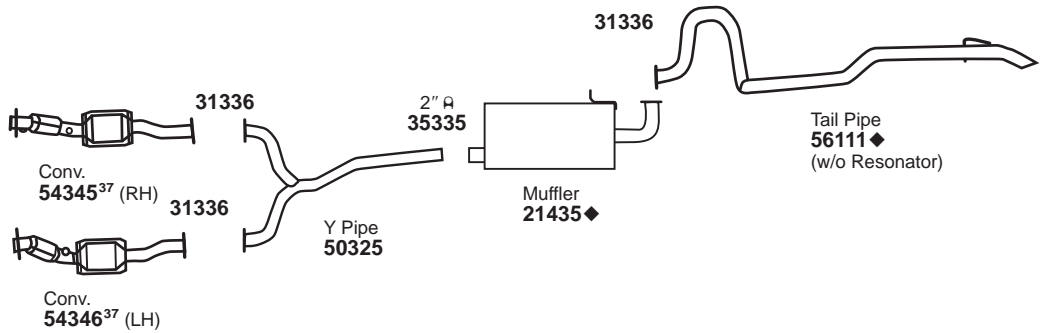
# MERCURY Marquis

**(313) 2011-03 8 CYL. GRAND MARQUIS w/4.6L ENG., DUAL EXHAUST**



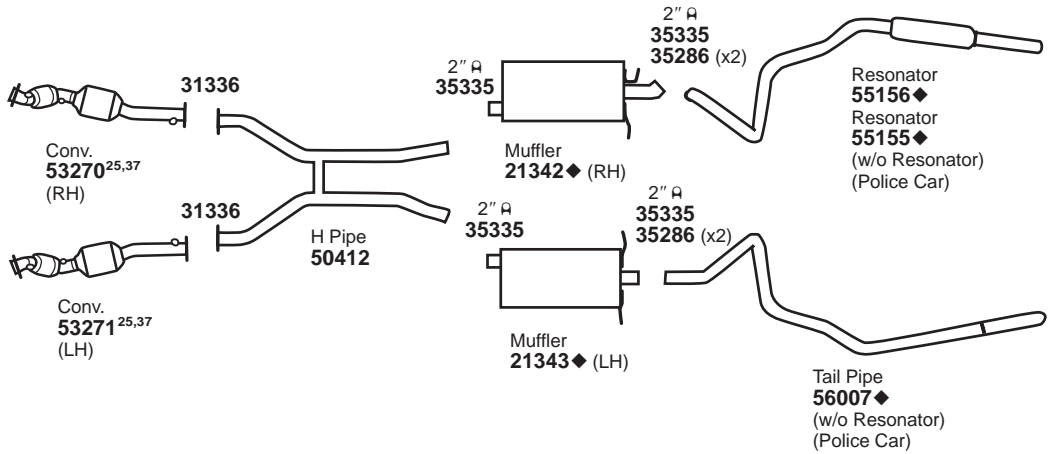
GENERAL INFORMATION  
PASSENGER CAR

**(314) 2011-03 8 CYL. GRAND MARQUIS w/4.6L ENG., SINGLE EXHAUST (EXC. LIMOUSINE)**



LIGHT TRUCK  
MUFFLER SPECS.  
OPTIONAL MUFFLERS

**(315) 2002-98 8 CYL. GRAND MARQUIS w/4.6L ENG., DUAL EXHAUST (INCLUDING POLICE CAR)**



ACCESSORIES  
FOOTNOTES

For 21342: SoundFX 18560  
For 21343: SoundFX 18845

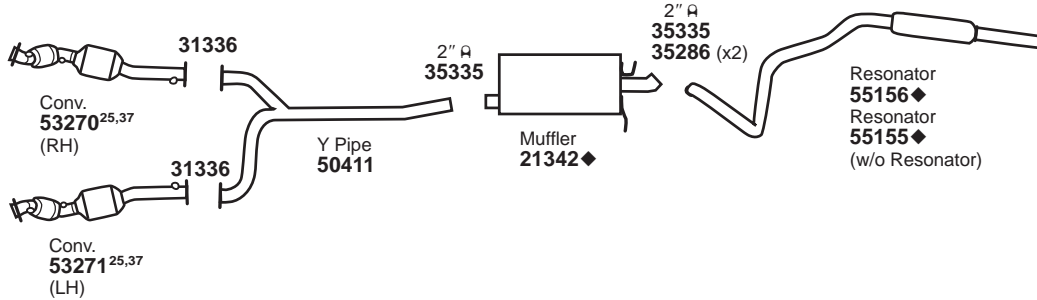
31336 Gskt. 	35286 Insl. 												
--------------------	--------------------	--	--	--	--	--	--	--	--	--	--	--	--

NOT LEGAL FOR SALE IN STATE OF CALIFORNIA  
IN NEW YORK STATE, CONVERTERS LISTED ARE LEGAL FOR FEDERAL/EPA EMISSION VEHICLES ONLY

◆ If welded assembly, replace all required parts.  
25 Replaces multiple O.E. Converters. Only failed Converters may be replaced. See Catalytic Converter Installation Guide.  
37 Fits All Emissions Vehicles.

# MERCURY Marquis

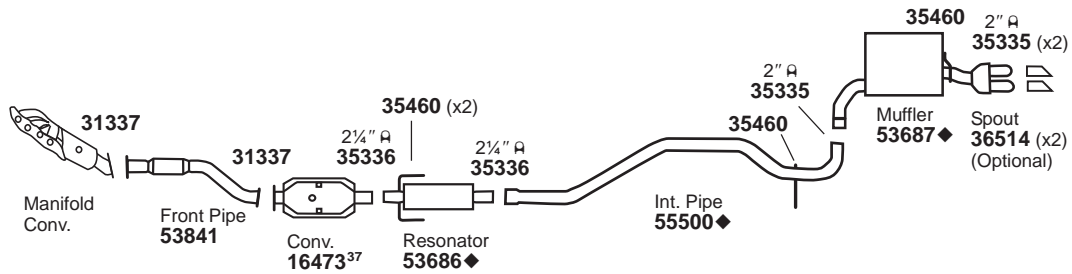
(316) 2002-98 8 CYL. GRAND MARQUIS w/4.6L ENG., SINGLE EXHAUST



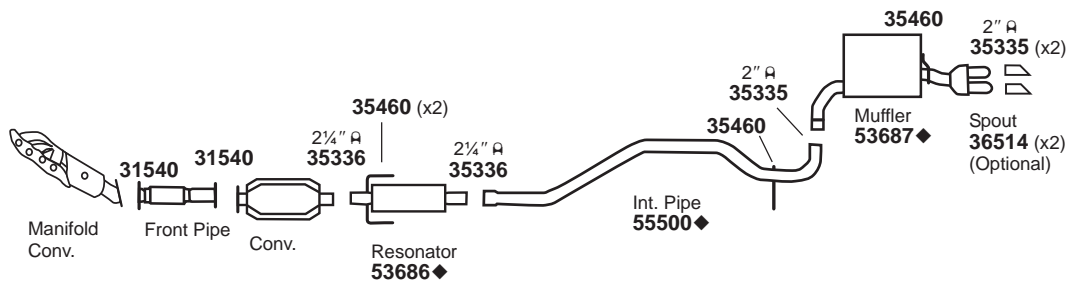
For 21342: SoundFX 18560

# MERCURY Milan

(317) 2011-10 4 CYL. MILAN w/2.5L ENG. (EXC. HYBRID)



(318) 2011-10 4 CYL. MILAN w/2.5L ENG., HYBRID



31336 Gskt. 	31337 Gskt. 	31540 Gskt. 	35286 Insl. 	35460 Insl. 									
--------------------	--------------------	--------------------	--------------------	--------------------	--	--	--	--	--	--	--	--	--

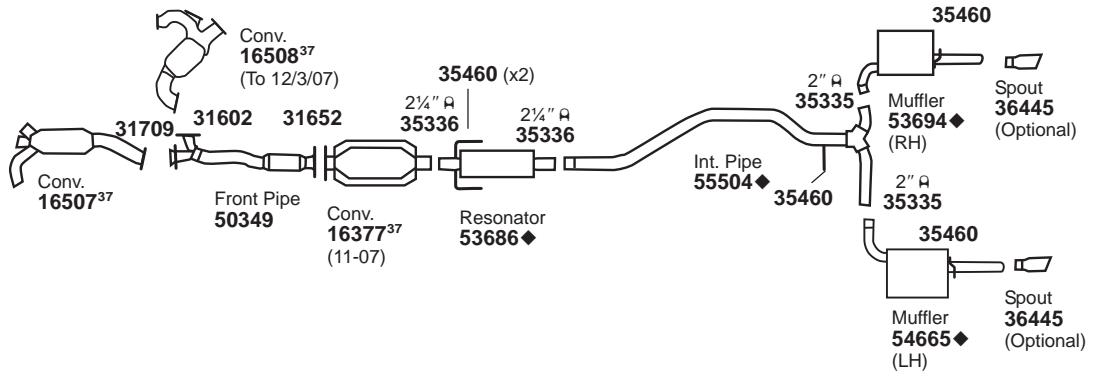
NOT LEGAL FOR SALE IN STATE OF CALIFORNIA  
IN NEW YORK STATE, CONVERTERS LISTED ARE LEGAL FOR FEDERAL/EPA EMISSION VEHICLES ONLY

- ◆ If welded assembly, replace all required parts.
- 25 Replaces multiple O.E. Converters. Only failed Converters may be replaced. See Catalytic Converter Installation Guide.

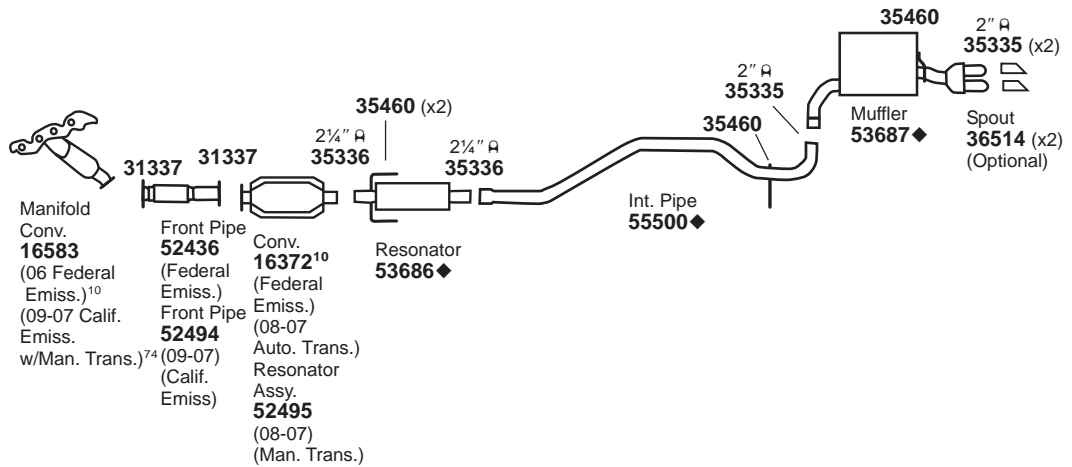
37 Fits All Emissions Vehicles.

# MERCURY Milan

(319) 2011-07 6 CYL. MILAN w/3.0L ENG, F.W.D. ONLY  
 2006 6 CYL. MILAN w/3.0L ENG.



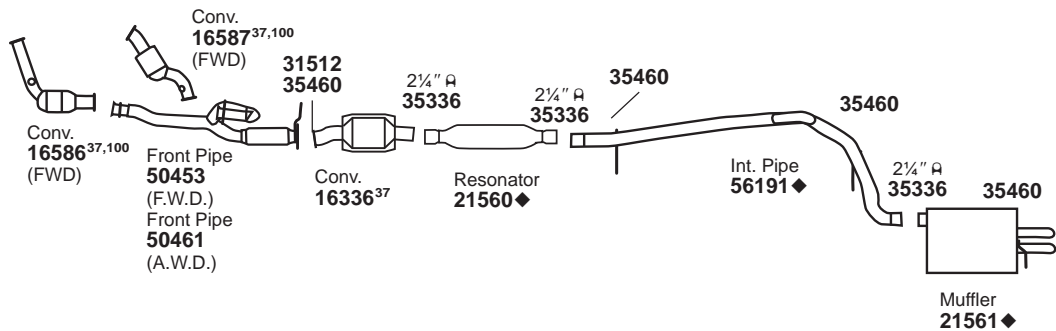
(320) 2009-06 4 CYL. MILAN w/2.3L ENG.



For 16372: Univ. Conv. 93237#

# MERCURY Montego

(321) 2007-05 6 CYL. MONTEGO w/3.0L ENG.



For 16336: Univ. Conv. 93252#

31337 Gskt.	31512 Gskt.	31602 Gskt.	31652 Gskt.	31709 Gskt.	35460 Insl.								

NOT LEGAL FOR SALE IN STATE OF CALIFORNIA  
 IN NEW YORK STATE, CONVERTERS LISTED ARE LEGAL FOR FEDERAL/EPA EMISSION VEHICLES ONLY

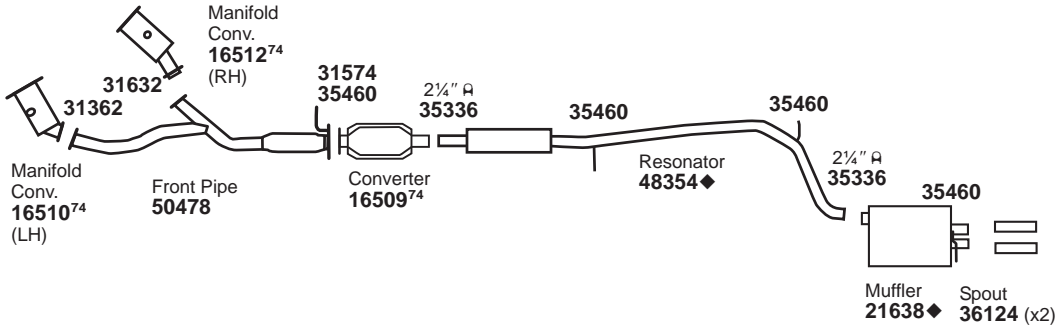
◆ If welded assembly, replace all required parts.  
 # Modifications and/or additional parts required.  
 10 Fits Federal/EPA Emission Vehicles.

37 Fits All Emissions Vehicles.  
 74 Fits California/50 State Emission Vehicles.  
 100 Ultra Converter.

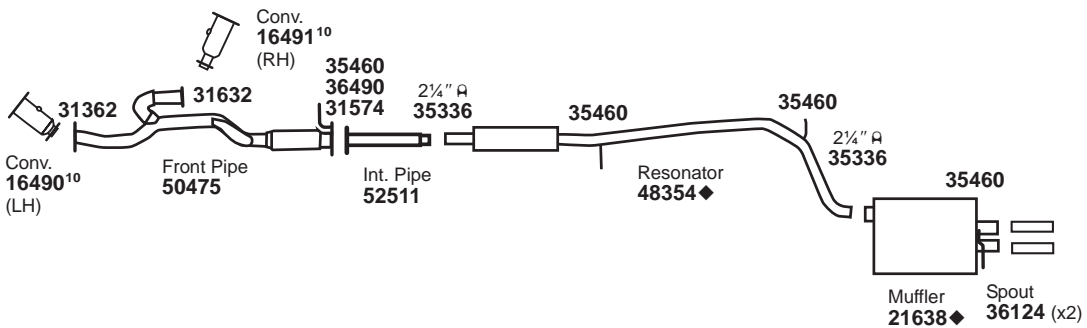
GENERAL INFORMATION  
 PASSENGER CAR  
 LIGHT TRUCK  
 MUFFLER SPECS.  
 OPTIONAL MUFFLERS  
 ACCESSORIES  
 FOOTNOTES

# MERCURY Sable

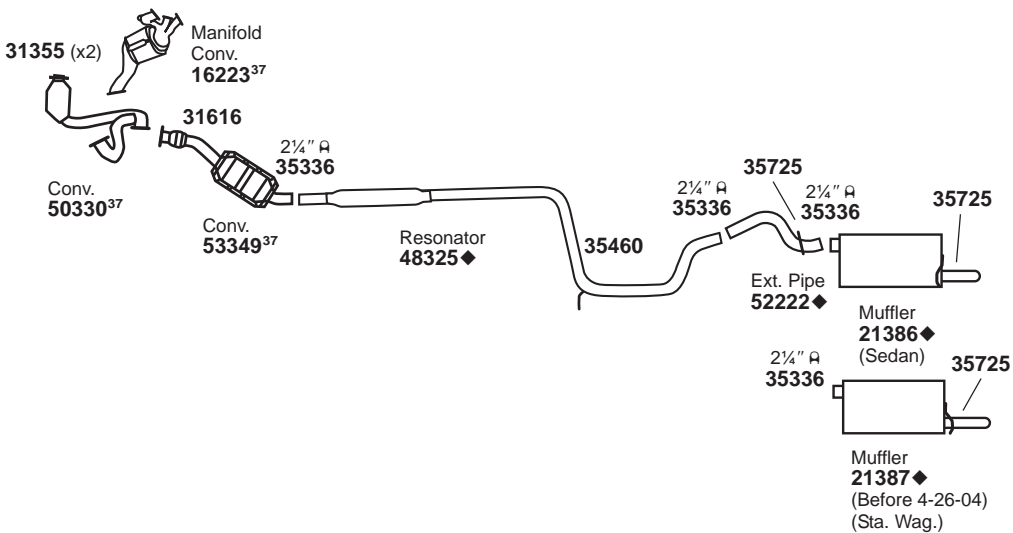
(322) 2009-08 6 CYL. SABLE w/3.5L ENG., FWD, CALIFORNIA EMISSIONS



(323) 2009-08 6 CYL. SABLE w/3.5L ENG., FWD, FEDERAL EMISSIONS



(324) 2005-00 6 CYL. SABLE w/3.0L ENG. CODE S, DOHC



For 21386: SoundFX 18894 Super Turbo 17732#  
 For 21387: Super Turbo 17732#  
 For 53349: Univ. Conv. 93302#

31355 Gskt.	31362 Gskt.	31574 Gskt.	31616 Gskt.	31632 Gskt.	35460 Insl.	35725 Insl.	36490 Bolt Kit						

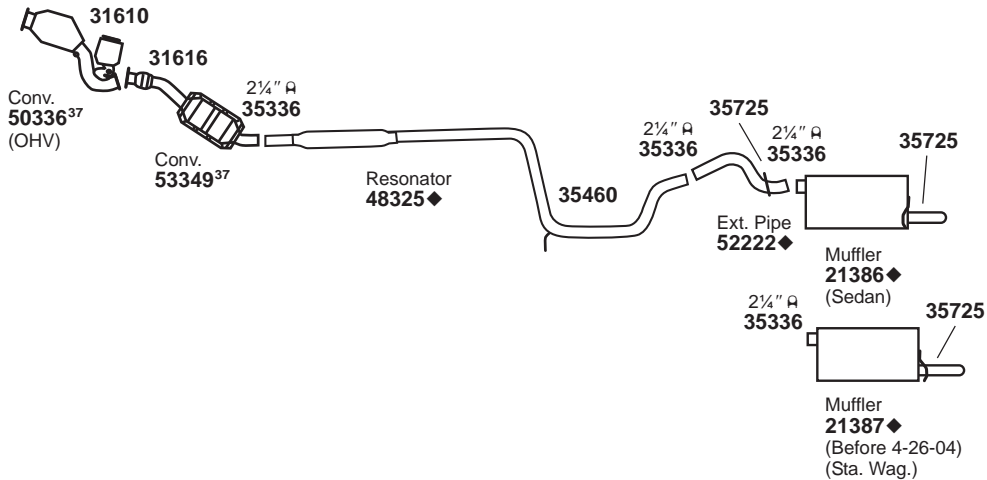
NOT LEGAL FOR SALE IN STATE OF CALIFORNIA  
 IN NEW YORK STATE, CONVERTERS LISTED ARE LEGAL FOR FEDERAL/EPA EMISSION VEHICLES ONLY

◆ If welded assembly, replace all required parts.  
 # Modifications and/or additional parts required.  
 10 Fits Federal/EPA Emission Vehicles.

37 Fits All Emissions Vehicles.  
 74 Fits California/50 State Emission Vehicles.

# MERCURY Sable

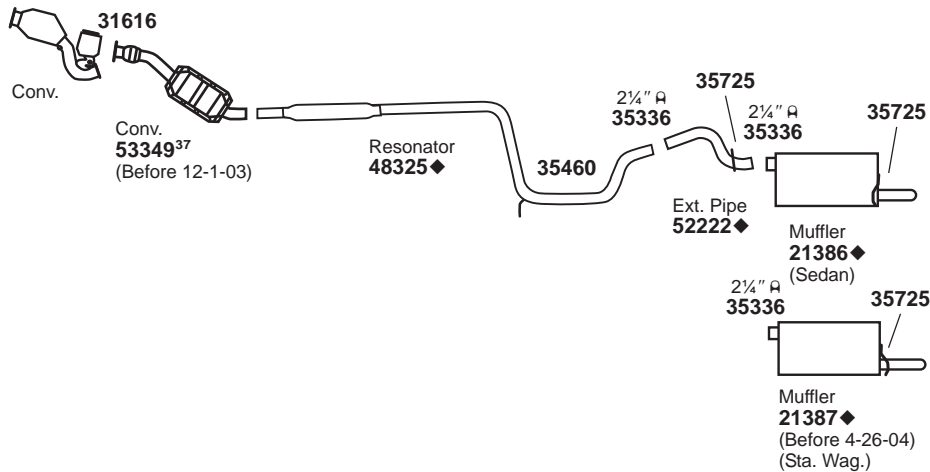
**(325) 2005-00 6 CYL. SABLE w/3.0L ENG. CODE U**



For 21386: SoundFX 18894  
 For 21387: Super Turbo 17732#  
 For 53349: Univ. Conv. 93302#

- GENERAL INFORMATION
- PASSENGER CAR
- LIGHT TRUCK
- MUFFLER SPECS.

**(326) 2005-01 6 CYL. SABLE w/3.0L ENG. CODE 2**



For 21386: SoundFX 18894  
 For 21387: Super Turbo 17732#  
 For 53349: Univ. Conv. 93302#

- OPTIONAL MUFFLERS
- ACCESSORIES
- FOOTNOTES

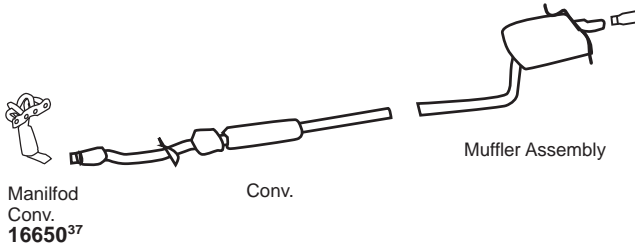
31610 Gskt.	31616 Gskt.	35460 Insl.	35725 Insl.										

**NOT LEGAL FOR SALE IN STATE OF CALIFORNIA  
 IN NEW YORK STATE, CONVERTERS LISTED ARE LEGAL FOR FEDERAL/EPA EMISSION VEHICLES ONLY**

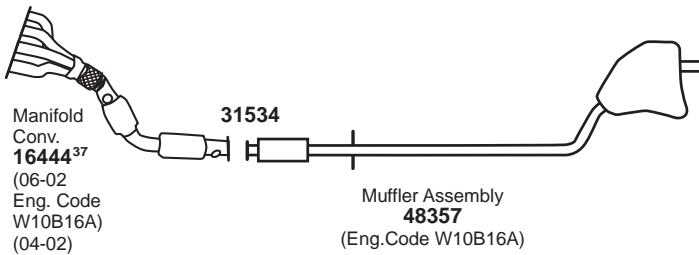
◆ If welded assembly, replace all required parts.  
 # Modifications and/or additional parts required.

# MINI Cooper

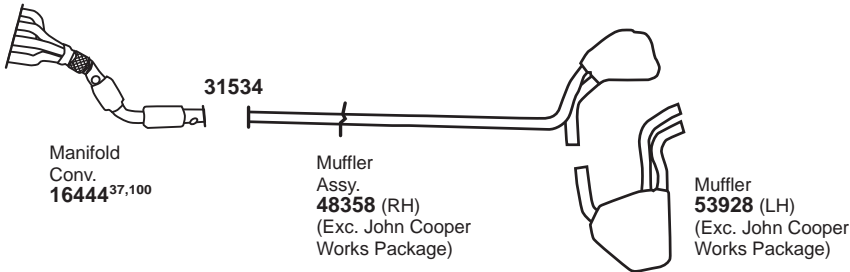
- (327) 2015-13 4 CYL. COOPER PACEMAN w/1.6L ENG., NATURALLY ASPIRATED  
 2015-11 4 CYL. COOPER COUNTRYMAN w/1.6L ENG., NATURALLY ASPIRATED  
 2015-09 4 CYL. COOPER w/1.6L ENG., NATURALLY ASPIRATED  
 2008-07 4 CYL. COOPER w/1.6L ENG., NATURALLY ASPIRATED,  
 ENG. CODE N12B16A



- (328) 2008-02 4 CYL. COOPER w/1.6L ENG.

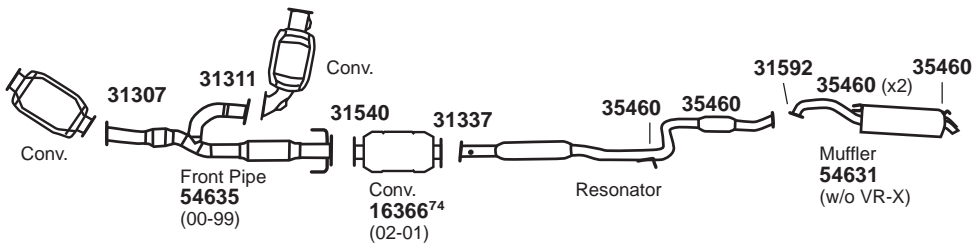


- (329) 2008-05 4 CYL. COOPER S CONVERTIBLE w/1.6L ENG., SUPERCHARGED  
 2004-02 4 CYL. COOPER S w/1.6L ENG.



# MITSUBISHI Diamante

- (330) 2004-97 6 CYL. DIAMANTE w/3.5L ENG., CALIFORNIA EMISSIONS



31307 Gskt.	31311 Gskt.	31337 Gskt.	31534 Gskt.	31540 Gskt.	31592 Gskt.	35460 Insl.							

NOT LEGAL FOR SALE IN STATE OF CALIFORNIA  
 IN NEW YORK STATE, CONVERTERS LISTED ARE LEGAL FOR FEDERAL/EPA EMISSION VEHICLES ONLY

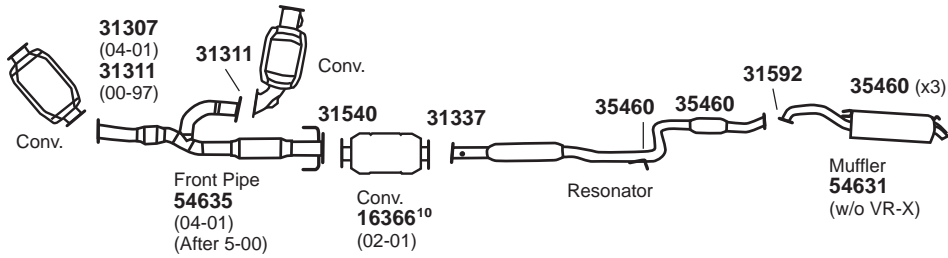
130 37 Fits All Emissions Vehicles.  
 74 Fits California/50 State Emission Vehicles.

100 Ultra Converter.



# MITSUBISHI Diamante

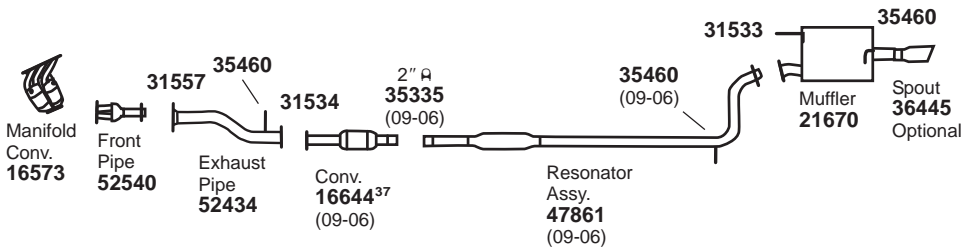
(331) 2004-97 6 CYL. DIAMANTE w/3.5L ENG., FEDERAL EMISSIONS



GENERAL INFORMATION  
PASSENGER CAR

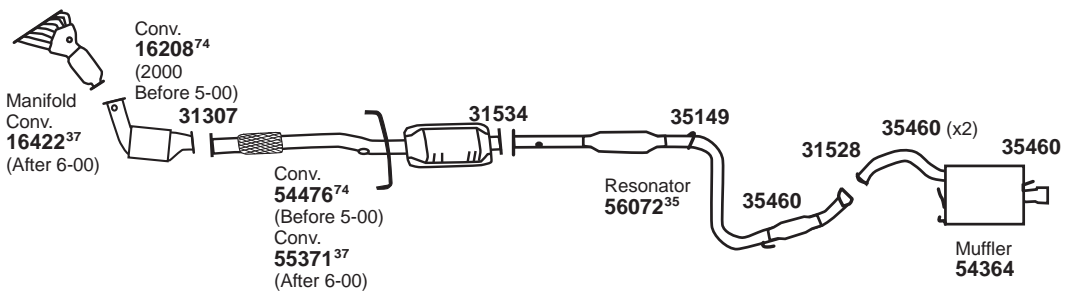
# MITSUBISHI Eclipse

(332) 2012-10 4 CYL. ECLIPSE SINGLE EXHAUST w/2.4L ENG.  
2009-06 4 CYL. ECLIPSE w/2.4L ENG.



LIGHT TRUCK  
MUFFLER SPECS.  
OPTIONAL MUFFLERS

(333) 2005-00 4 CYL. ECLIPSE, ECLIPSE SPYDER w/2.4L ENG.



For 16208: Univ. Conv. 93270#  
For 54476: Univ. Conv. 93237#

ACCESSORIES  
FOOTNOTES

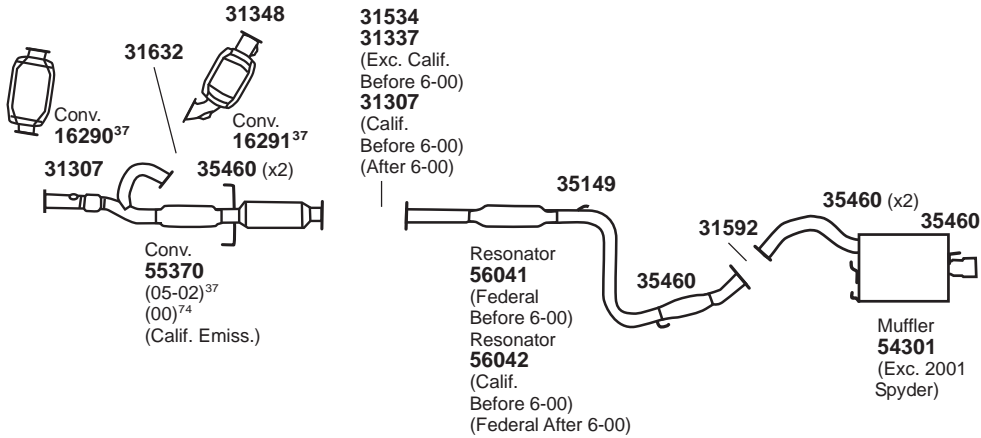
31307 Gskt.	31311 Gskt.	31337 Gskt.	31528 Gskt.	31533 Gskt.	31534 Gskt.	31540 Gskt.	31557 Gskt.	31592 Gskt.	35149 Insl.	35460 Insl.			

NOT LEGAL FOR SALE IN STATE OF CALIFORNIA  
IN NEW YORK STATE, CONVERTERS LISTED ARE LEGAL FOR FEDERAL/EPA EMISSION VEHICLES ONLY

# Modifications and/or additional parts required.  
10 Fits Federal/EPA Emission Vehicles.  
35 Use 35299 Oxygen Sensor Plug on Calif. Only applications to 5/00 and on Federal and Calif. Applications from 6/00.  
37 Fits All Emissions Vehicles.  
74 Fits California/50 State Emission Vehicles.

# MITSUBISHI Eclipse

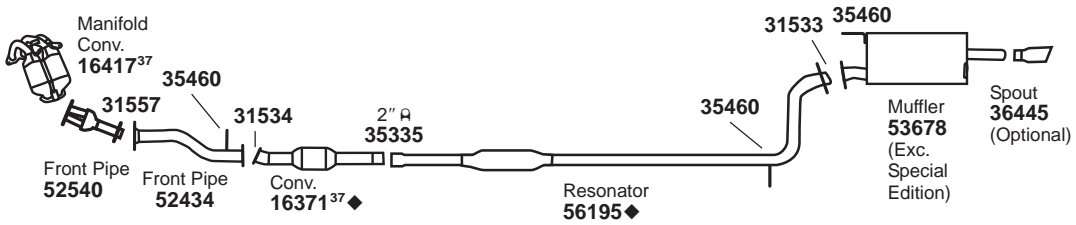
(334) 2005-00 6 CYL. ECLIPSE w/3.0L ENG.



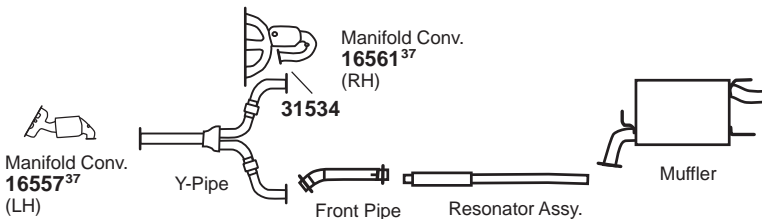
For 16290: Univ. Conv. 93270#  
For 16291: Univ. Conv. 93270#  
For 55370: Univ. Conv. 93302#

# MITSUBISHI Galant

(335) 2012-04 4 CYL. GALANT w/2.4L ENG.



(336) 2009-04 6 CYL. GALANT w/3.8L ENG.



31307 Gskt.	31337 Gskt.	31348 Gskt.	31533 Gskt.	31534 Gskt.	31557 Gskt.	31592 Gskt.	31632 Gskt.	35149 Insl.	35460 Insl.				

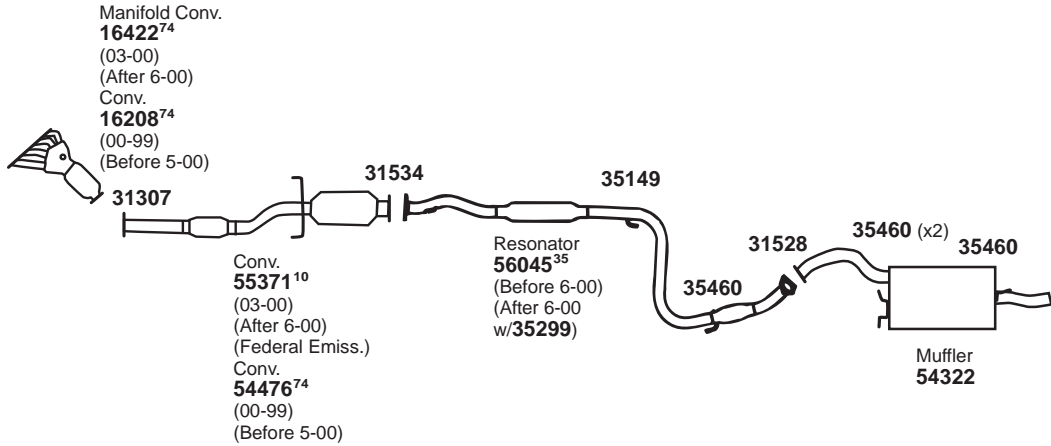
NOT LEGAL FOR SALE IN STATE OF CALIFORNIA  
IN NEW YORK STATE, CONVERTERS LISTED ARE LEGAL FOR FEDERAL/EPA EMISSION VEHICLES ONLY

◆ If welded assembly, replace all required parts.  
# Modifications and/or additional parts required.

37 Fits All Emissions Vehicles.  
74 Fits California/50 State Emission Vehicles.

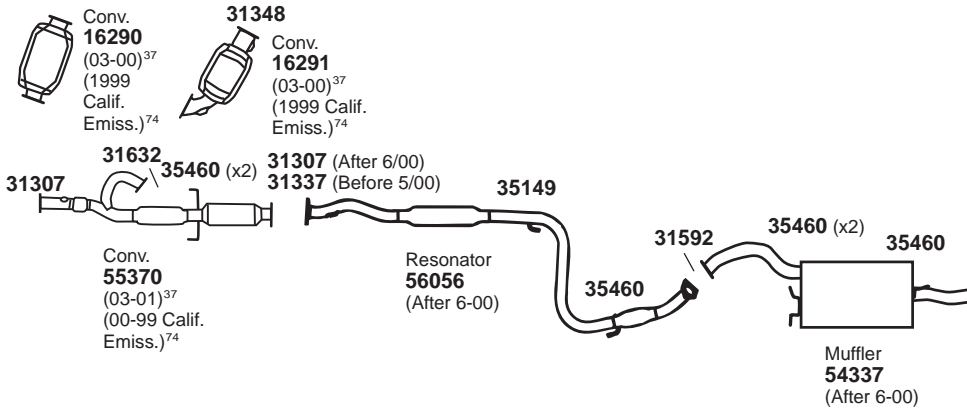
# MITSUBISHI Galant

## (337) 2003-99 4 CYL. GALANT w/2.4L ENG.



For 16208: Univ. Conv. 93270#  
For 54476: Univ. Conv. 93237#

## (338) 2003-99 6 CYL. GALANT w/3.0L ENG.



For 16290: Univ. Conv. 93270#  
For 16291: Univ. Conv. 93270#  
For 55370: Univ. Conv. 93302#

31307 Gskt.	31337 Gskt.	31348 Gskt.	31528 Gskt.	31534 Gskt.	31592 Gskt.	31632 Gskt.	35149 Insl.	35299 Plug	35460 Insl.					

NOT LEGAL FOR SALE IN STATE OF CALIFORNIA  
IN NEW YORK STATE, CONVERTERS LISTED ARE LEGAL FOR FEDERAL/EPA EMISSION VEHICLES ONLY

# Modifications and/or additional parts required.  
10 Fits Federal/EPA Emission Vehicles.  
35 Use 35299 Oxygen Sensor Plug on Calif. Only applications to 5/00 and on Federal and Calif. Applications from 6/00.

37 Fits All Emissions Vehicles.  
74 Fits California/50 State Emission Vehicles.

GENERAL INFORMATION

PASSENGER CAR

LIGHT TRUCK

MUFFLER SPECS.

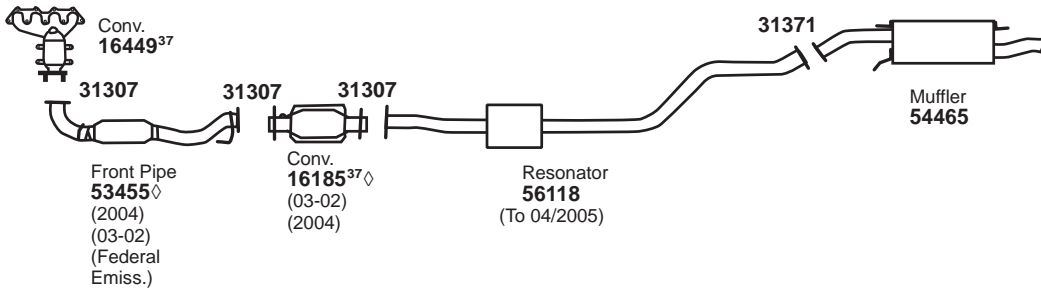
OPTIONAL MUFFLERS

ACCESSORIES

FOOTNOTES

# MITSUBISHI Lancer

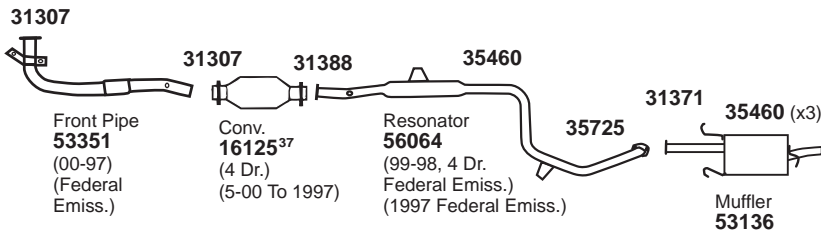
(339) 2007-02 4 CYL. LANCER w/2.0L ENG. (EXC. TURBO)



For 16185: Univ. Conv. 93237#

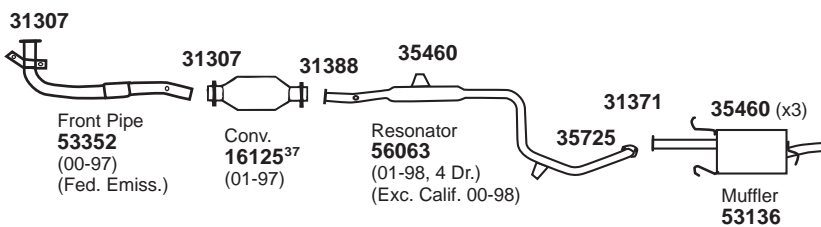
# MITSUBISHI Mirage

(340) 2002-99 4 CYL. MIRAGE w/1.5L ENG.  
1998-97 4 CYL. MIRAGE DE w/1.5L ENG.



For 16125: Univ. Conv. 15052#

(341) 2002-99 4 CYL. MIRAGE w/1.8L ENG.  
1998-97 4 CYL. MIRAGE LS w/1.8L ENG.



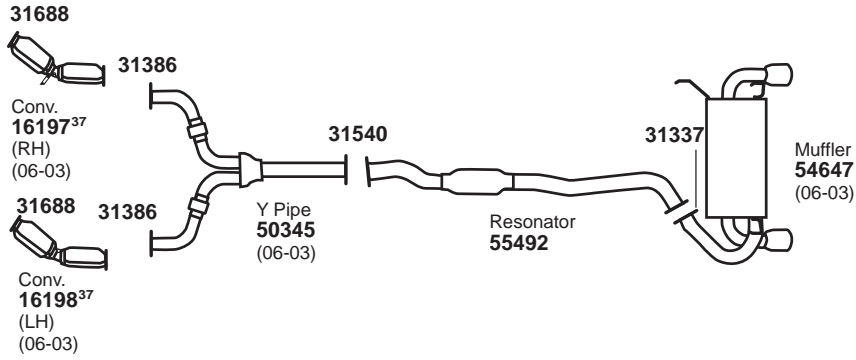
For 16125: Univ. Conv. 15052#

31307 Gskt.	31371 Gskt.	31388 Gskt.	35460 Insl.	35725 Insl.									

NOT LEGAL FOR SALE IN STATE OF CALIFORNIA  
IN NEW YORK STATE, CONVERTERS LISTED ARE LEGAL FOR FEDERAL/EPA EMISSION VEHICLES ONLY

# NISSAN 350Z

(342) 2007-03 6 CYL. 350Z w/3.5L ENG.



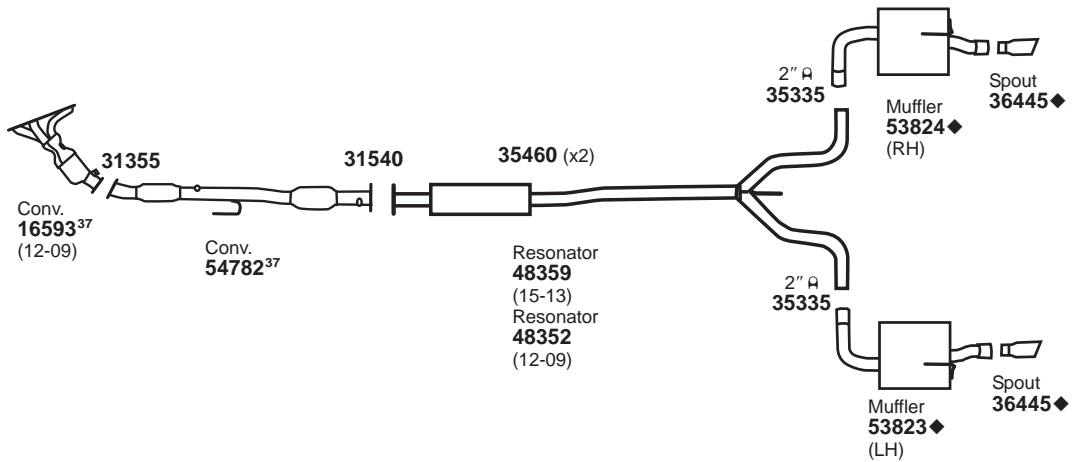
GENERAL INFORMATION

PASSENGER CAR

LIGHT TRUCK

# NISSAN Altima

(343) 2015-09 4 CYL. ALTIMA SEDAN w/2.5L ENG. (EXC. HYBRID) (AFTER 1-09)

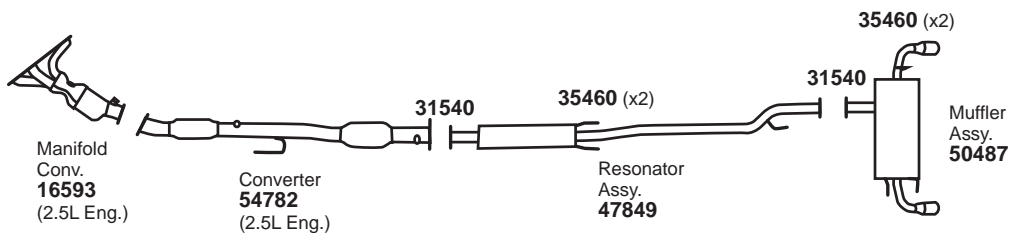


MUFFLER SPECS.

OPTIONAL MUFFLERS

ACCESSORIES

(344) 2013-08 4 CYL. ALTIMA COUPE w/2.5L ENG.  
2012-08 4 CYL. ALTIMA COUPE w/3.5L ENG.



FOOTNOTES

31337 Gskt.	31355 Gskt.	31386 Gskt.	31540 Gskt.	31688 Gskt.	35460 Insl.														

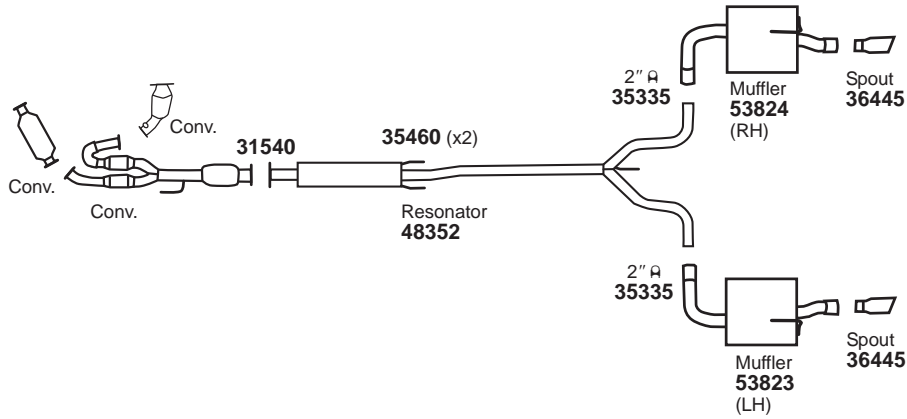
NOT LEGAL FOR SALE IN STATE OF CALIFORNIA  
IN NEW YORK STATE, CONVERTERS LISTED ARE LEGAL FOR FEDERAL/EPA EMISSION VEHICLES ONLY

◆ If welded assembly, replace all required parts.

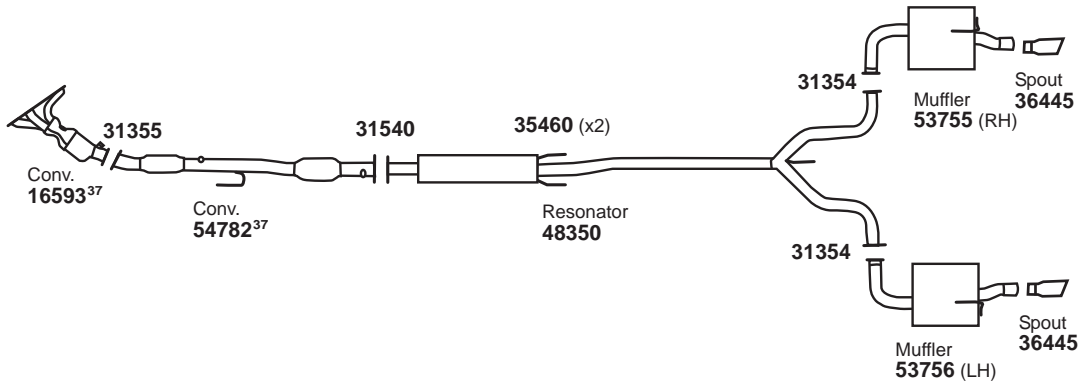
37 Fits All Emissions Vehicles.

# NISSAN Altima

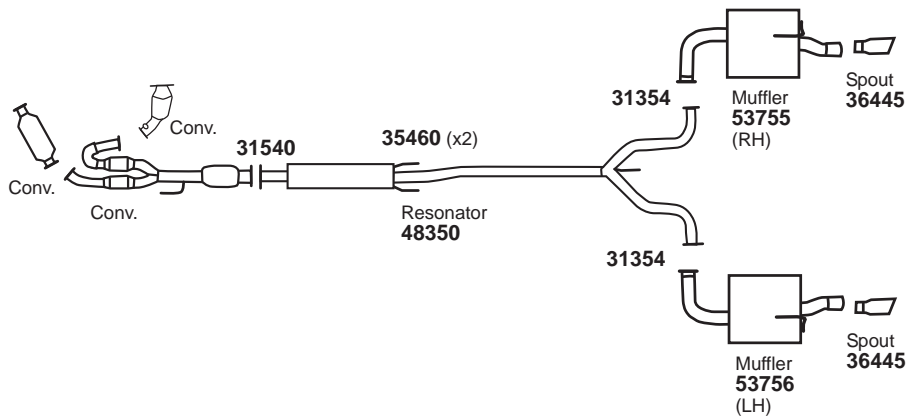
(345) 2012-10 6 CYL. ALTIMA SEDAN w/3.5L ENG.



(346) 2009-07 4 CYL. ALTIMA SEDAN w/2.5L ENG. (EXC. HYBRID) (EXC. 2008 SL MODEL) (BEFORE 1-09)



(347) 2009-07 6 CYL. ALTIMA SEDAN w/3.5L ENG.

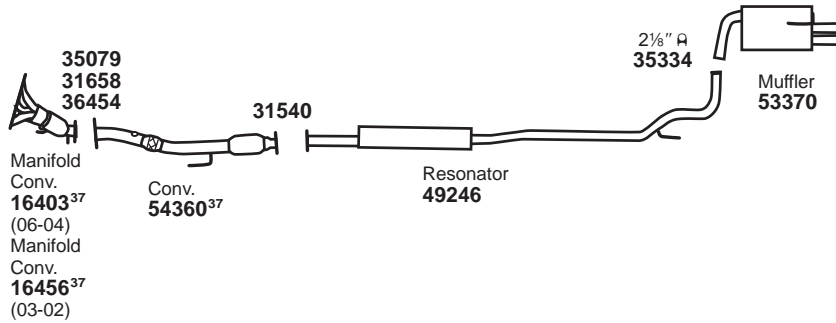


31354 Gskt.	31355 Gskt.	31540 Gskt.	35460 Insl.										

NOT LEGAL FOR SALE IN STATE OF CALIFORNIA  
 IN NEW YORK STATE, CONVERTERS LISTED ARE LEGAL FOR FEDERAL/EPA EMISSION VEHICLES ONLY

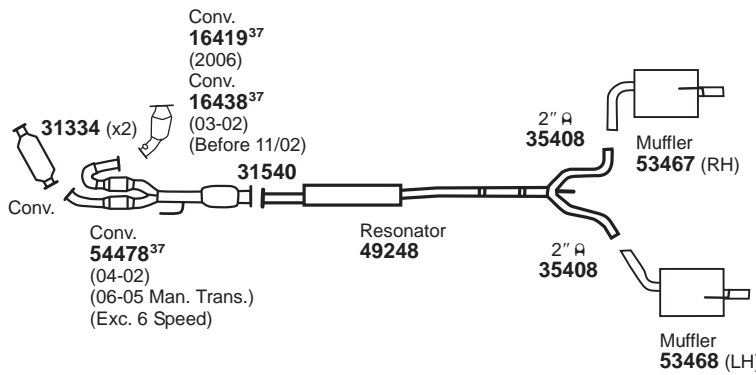
# NISSAN Altima

(348) 2006-02 4 CYL. ALTIMA w/2.5L ENG.



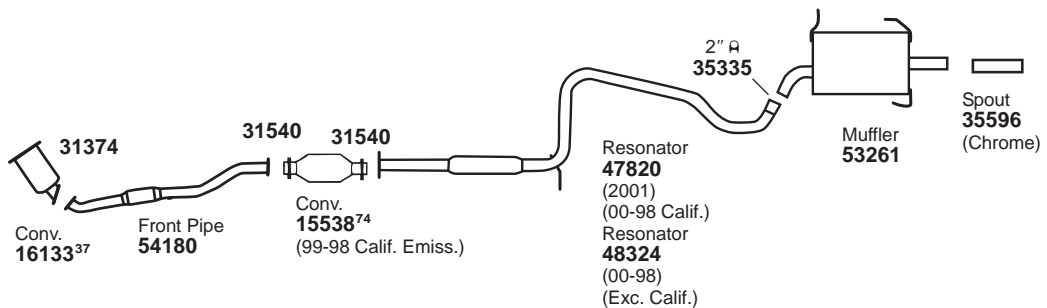
For 53370: SoundFX 18933  
 For 54360: Univ. Conv. 93253#

(349) 2006 6 CYL. ALTIMA SE, SL w/3.5L ENG. (EXC. SE-R)  
 2005-02 6 CYL. ALTIMA w/3.5L ENG.



For 54478: Univ. Conv. 93237#

(350) 2001-98 4 CYL. ALTIMA w/2.4L ENG.



For 15538: Univ. Conv. 93236#  
 For 53261: SoundFX 18919

31334 Gskt.	31374 Gskt.	31540 Gskt.	31658 Gskt.	35079 Hex Nut	36454 Bolt Kit														

NOT LEGAL FOR SALE IN STATE OF CALIFORNIA  
 IN NEW YORK STATE, CONVERTERS LISTED ARE LEGAL FOR FEDERAL/EPA EMISSION VEHICLES ONLY

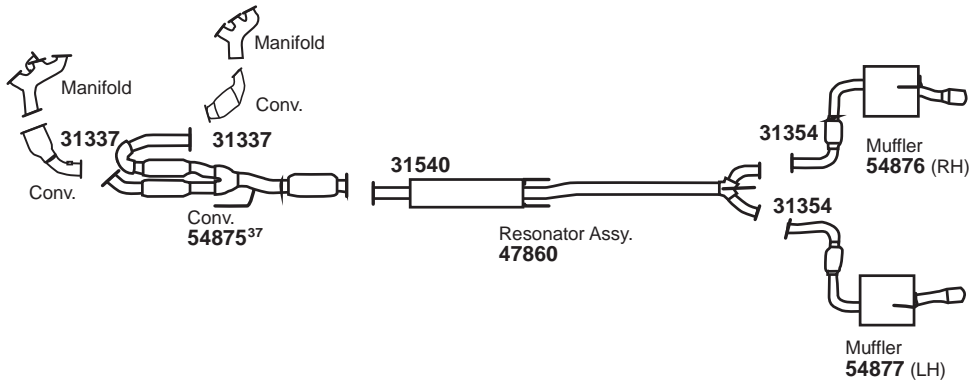
# Modifications and/or additional parts required.  
 37 Fits All Emissions Vehicles.

74 Fits California/50 State Emission Vehicles.

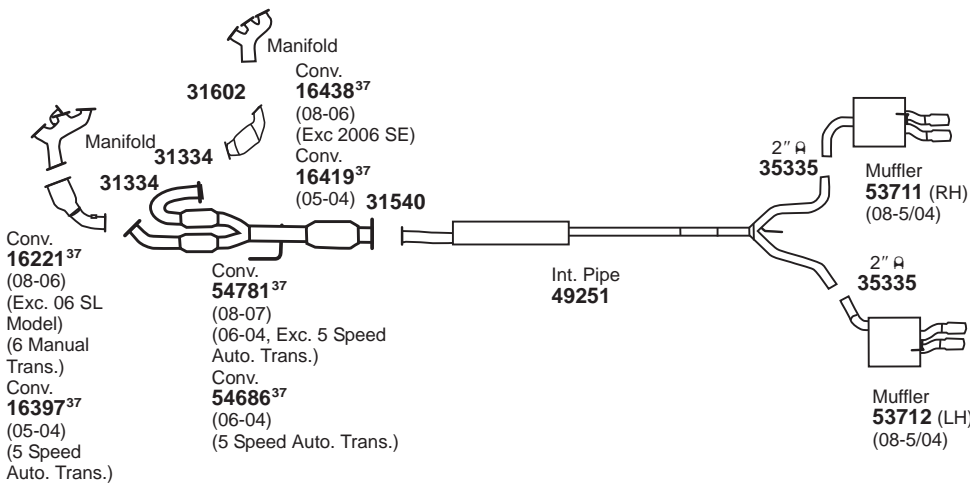
GENERAL INFORMATION  
 PASSENGER CAR  
 LIGHT TRUCK  
 MUFFLER SPECS.  
 OPTIONAL MUFFLERS  
 ACCESSORIES  
 FOOTNOTES

# NISSAN Maxima

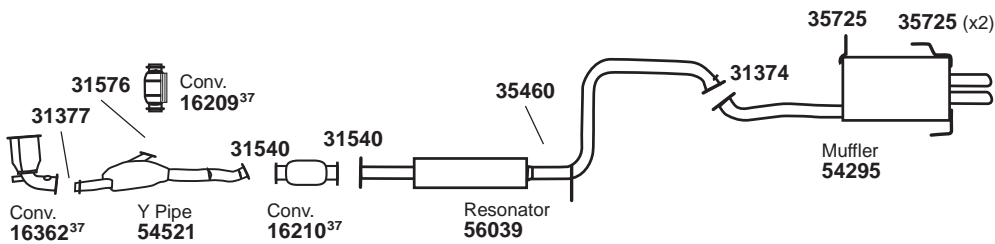
(351) 2014-09 6 CYL. MAXIMA w/3.5L ENG.



(352) 2008-04 6 CYL. MAXIMA w/3.5L ENG.



(353) 2003-02 6 CYL. MAXIMA w/3.5L ENG.



For 16209: Univ. Conv. 93271#  
 For 16210: Univ. Conv. 93253#  
 For 54295: SoundFX 18886

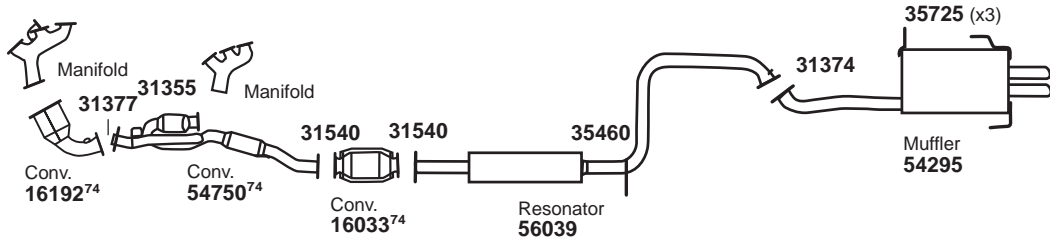
31334 Gskt.	31337 Gskt.	31354 Gskt.	31374 Gskt.	31377 Gskt.	31540 Gskt.	31576 Gskt.	31602 Gskt.	35460 Insl.	35725 Insl.				
----------------	----------------	----------------	----------------	----------------	----------------	----------------	----------------	----------------	----------------	--	--	--	--

NOT LEGAL FOR SALE IN STATE OF CALIFORNIA  
 IN NEW YORK STATE, CONVERTERS LISTED ARE LEGAL FOR FEDERAL/EPA EMISSION VEHICLES ONLY



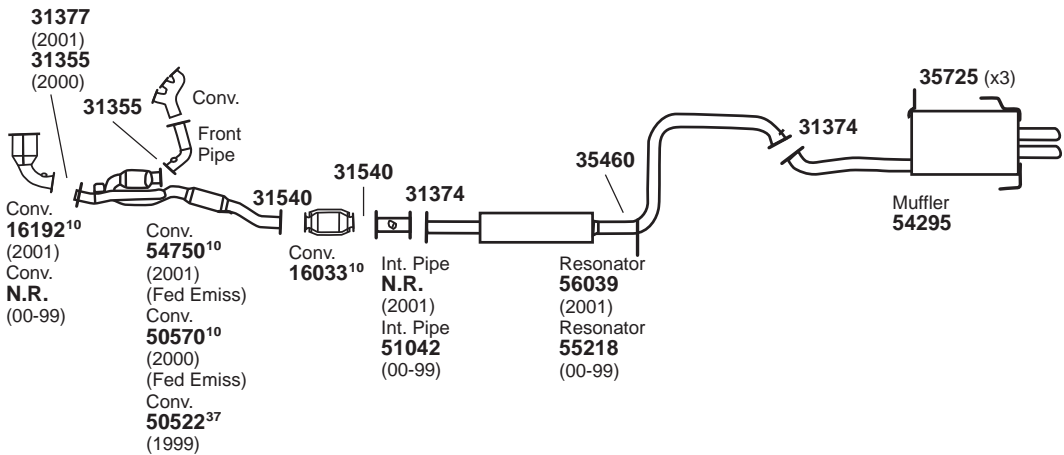
# NISSAN Maxima

(354) 2001-99 6 CYL. MAXIMA w/3.0L ENG. (AFTER 4-99), CALIFORNIA EMISSIONS



For 16033: Univ. Conv. 93236#  
For 54295: SoundFX 18886

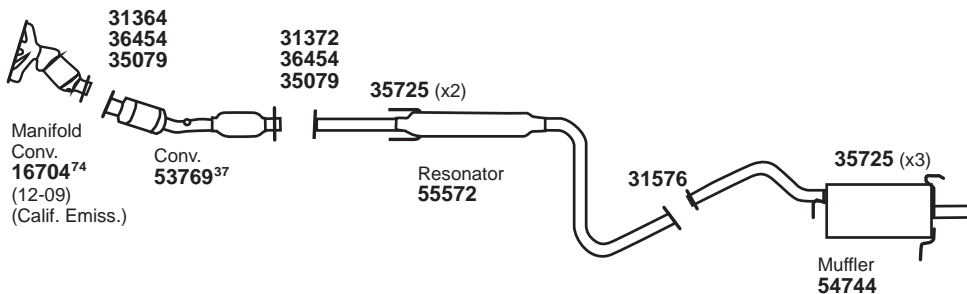
(355) 2001-99 6 CYL. MAXIMA w/3.0L ENG. (AFTER 4-99), FEDERAL EMISSIONS



For 16033: Univ. Conv. 93236#  
For 54295: SoundFX 18886

# NISSAN Sentra

(356) 2012-07 4 CYL. SENTRA w/2.0L ENG.



31355 Gskt.	31364 Gskt.	31372 Gskt.	31374 Gskt.	31377 Gskt.	31540 Gskt.	31576 Gskt.	35079 Hex Nut	35460 Insl.	35725 Insl.	36454 Bolt Kit			

NOT LEGAL FOR SALE IN STATE OF CALIFORNIA  
IN NEW YORK STATE, CONVERTERS LISTED ARE LEGAL FOR FEDERAL/EPA EMISSION VEHICLES ONLY

# Modifications and/or additional parts required.  
10 Fits Federal/EPA Emission Vehicles.

37 Fits All Emissions Vehicles.  
74 Fits California/50 State Emission Vehicles.

GENERAL INFORMATION

PASSENGER CAR

LIGHT TRUCK

MUFFLER SPECS.

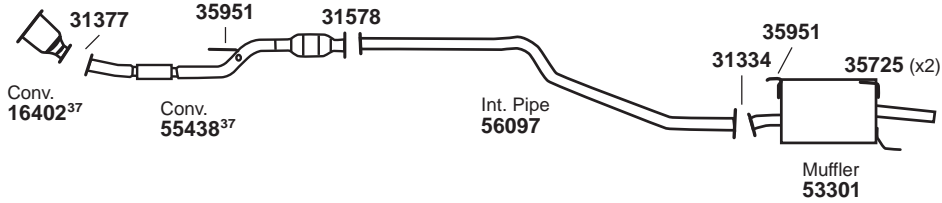
OPTIONAL MUFFLERS

ACCESSORIES

FOOTNOTES

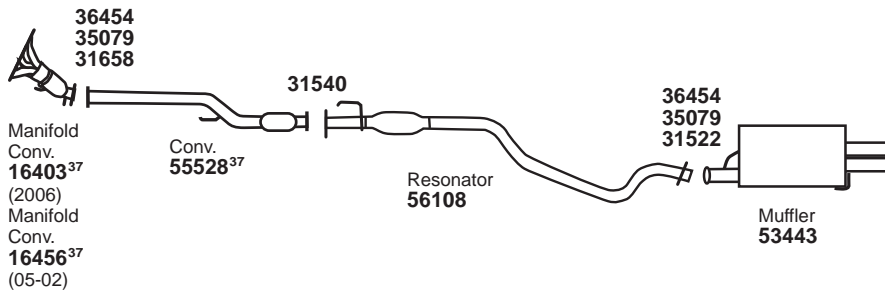
# NISSAN Sentra

- (357) 2006-05 4 CYL. SENTRA, SENTRA S w/1.8L ENG.  
 2004 4 CYL. SENTRA w/1.8L ENG.  
 2003 4 CYL. SENTRA CA, XE, GXE w/1.8L ENG.

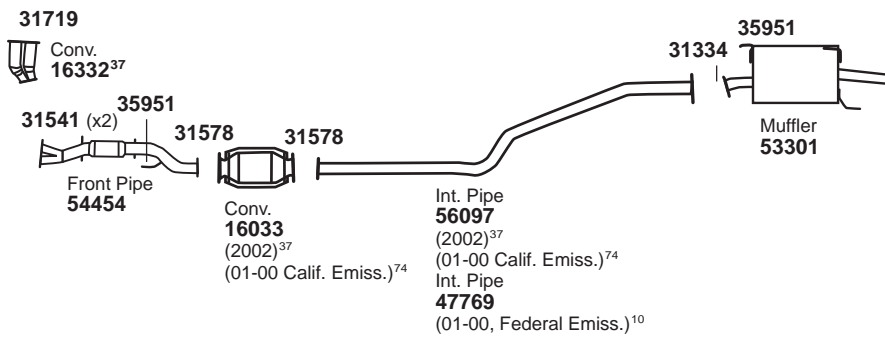


For 53301: SoundFX 18899  
 For 55438: Univ. Conv. 93251#

- (358) 2006-02 4 CYL. SENTRA w/2.5L ENG.

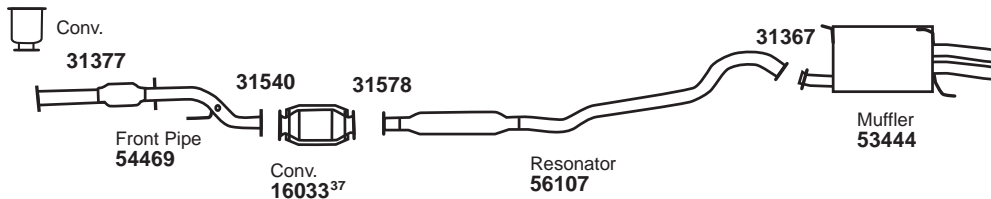


- (359) 2002-00 4 CYL. SENTRA w/1.8L ENG.



For 16033: Univ. Conv. 93236#  
 For 53301: SoundFX 18899

- (360) 2001-00 4 CYL. SENTRA w/2.0L ENG. (AFTER 1-00)



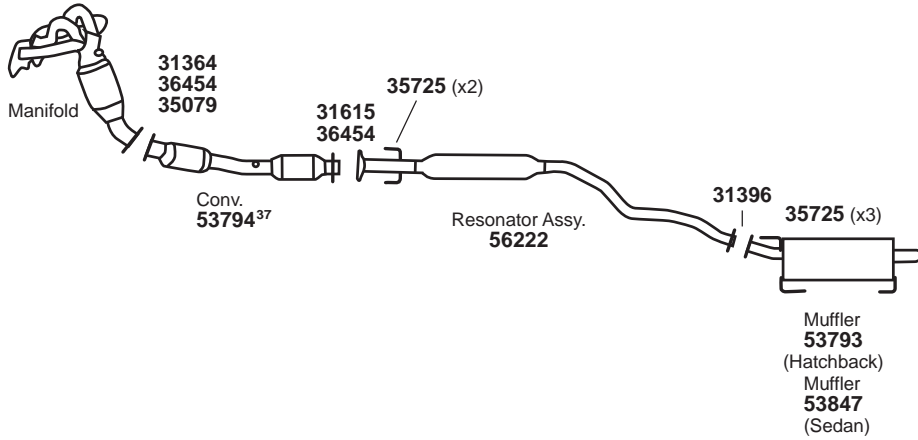
For 16033: Univ. Conv. 93236#

31334 Gskt.	31367 Gskt.	31377 Gskt.	31522 Gskt.	31540 Gskt.	31541 Gskt.	31578 Gskt.	31658 Gskt.	31719 Gskt.	35079 Hex Nut	35725 Insl.	35951 Insl.	36454 Bolt Kit

**NOT LEGAL FOR SALE IN STATE OF CALIFORNIA  
 IN NEW YORK STATE, CONVERTERS LISTED ARE LEGAL FOR FEDERAL/EPA EMISSION VEHICLES ONLY**

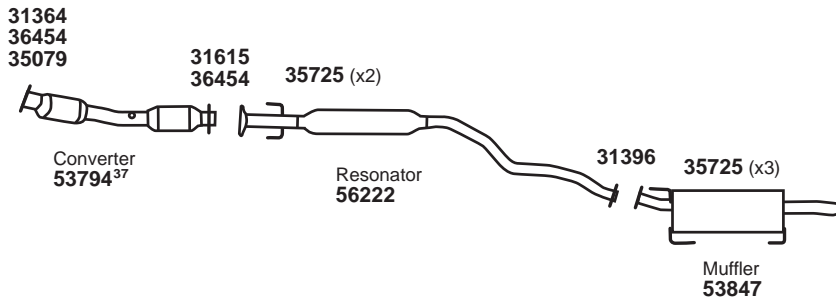
# NISSAN Versa

(361) 2012-07 4 CYL. VERSA w/1.8L ENG.



For 53794: Univ. Conv. 93202#

(362) 2011-09 4 CYL. VERSA w/1.6L ENG.



For 53794: Univ. Conv. 93202#

- GENERAL INFORMATION
- PASSENGER CAR
- LIGHT TRUCK
- MUFFLER SPECS.
- OPTIONAL MUFFLERS
- ACCESSORIES
- FOOTNOTES

31364 Gskt.	31396 Gskt.	31615 Gskt.	35079 Hex Nut	35725 Insl.	36454 Bolt Kit									

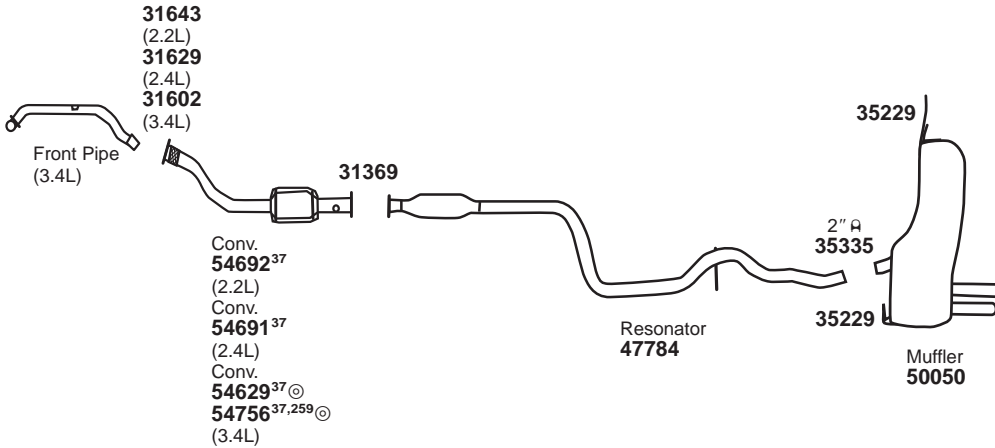
NOT LEGAL FOR SALE IN STATE OF CALIFORNIA  
 IN NEW YORK STATE, CONVERTERS LISTED ARE LEGAL FOR FEDERAL/EPA EMISSION VEHICLES ONLY

# Modifications and/or additional parts required.

37 Fits All Emissions Vehicles.

# OLDSMOBILE Alero

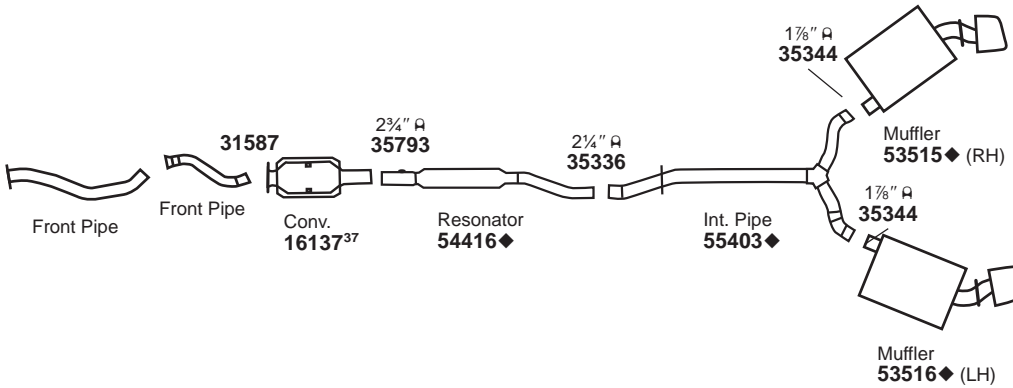
(363)	2004-02	4 CYL.	ALERO w/2.2L ENG.
	2004-99	6 CYL.	ALERO w/3.4L ENG.
	2001-99	4 CYL.	ALERO w/2.4L ENG.



For 50050: SoundFX 18557  
For 54629: Univ. Conv. 93252#  
For 54692: Univ. Conv. 93251#

# OLDSMOBILE Aurora

(364)	2003-01	8 CYL.	AURORA w/4.0L ENG.
	2002-01	6 CYL.	AURORA w/3.5L ENG.



**NOTE: To connect 54416 to O.E. converter:**  
1) Cut at appropriate location.  
2) Overlap 54416 onto remaining stub on converter outlet.

For 16137: Univ. Conv. 93304#

31369 Gskt.	31587 Gskt.	31602 Gskt.	31629 Gskt.	31643 Gskt.	35229 Insl.							

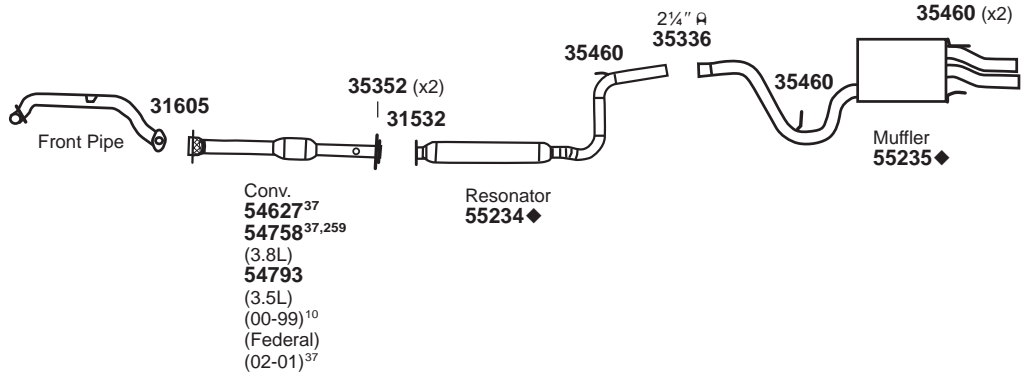
**NOT LEGAL FOR SALE IN STATE OF CALIFORNIA  
IN NEW YORK STATE, CONVERTERS LISTED ARE LEGAL FOR FEDERAL/EPA EMISSION VEHICLES ONLY**

◆ If welded assembly, replace all required parts.  
⊙ Air Gap Pipe. Appearance may be different than O.E. Pipe. Air space between Pipes acts as a Heat Insulator.

# Modifications and/or additional parts required.  
37 Fits All Emissions Vehicles.  
259 Optional Part Number - Extra Precious Metal Loading.

# OLDSMOBILE Intrigue

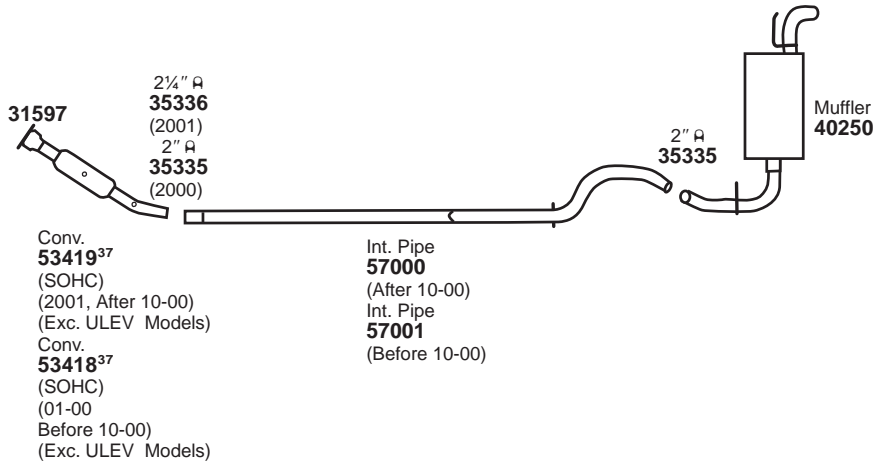
(365) 2002-99 6 CYL. INTRIGUE w/3.5L ENG.  
1999-98 6 CYL. INTRIGUE w/3.8L ENG.



For 54627: Univ. Conv. 93253#

# PLYMOUTH Neon

(366) 2001-00 4 CYL. NEON w/2.0L ENG.



For 40250: SoundFX 18896  
For 53418: Univ. Conv. 93268#  
For 53419: Univ. Conv. 93268#

31532 Gskt.	31597 Gskt.	31605 Gskt.	35352 Insl.	35460 Insl.									

NOT LEGAL FOR SALE IN STATE OF CALIFORNIA  
IN NEW YORK STATE, CONVERTERS LISTED ARE LEGAL FOR FEDERAL/EPA EMISSION VEHICLES ONLY

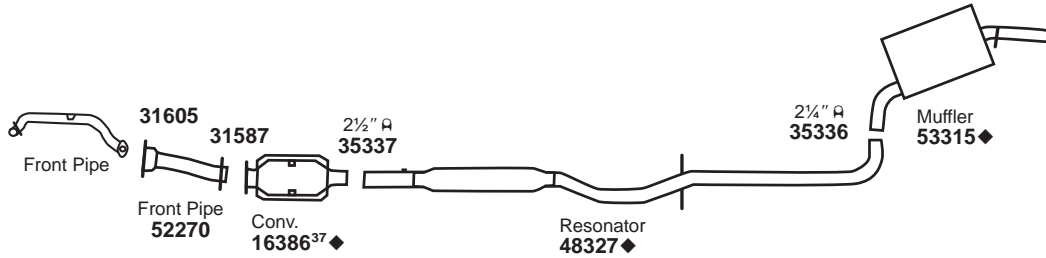
♦ If welded assembly, replace all required parts.  
# Modifications and/or additional parts required.  
10 Fits Federal/EPA Emission Vehicles.

37 Fits All Emissions Vehicles.  
259 Optional Part Number - Extra Precious Metal Loading.

- GENERAL INFORMATION
- PASSENGER CAR
- LIGHT TRUCK
- MUFFLER SPECS.
- OPTIONAL MUFFLERS
- ACCESSORIES
- FOOTNOTES

# PONTIAC Bonneville

(367) 2005-00 6 CYL. BONNEVILLE SE w/3.8L ENG. (EXC. SUPERCHARGED)



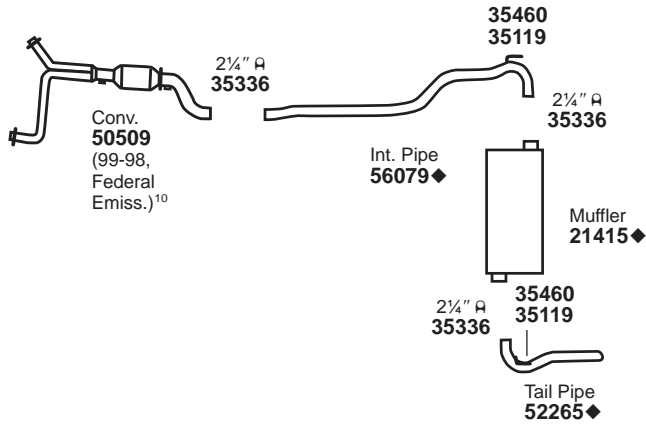
NOTE: To connect resonator 48327 to O.E. converter:

- 1) Cut original resonator 2 1/4" downstream of resonator-to-converter weld.
- 2) Overlap 48327 onto remaining stub on converter outlet.

For 53315: SoundFX 18945





# PONTIAC Firebird

(368) 2002-98 6 CYL. FIREBIRD w/3.8L ENG., SINGLE OUTLET



For 21415: Super Turbo 17732#

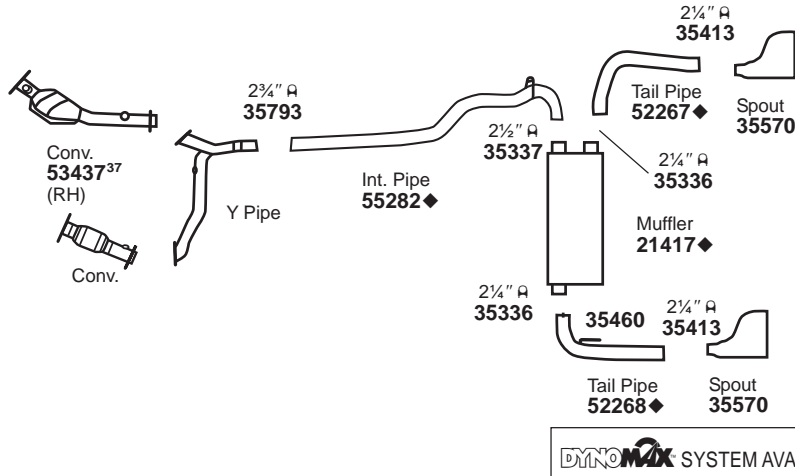
For 50509: Univ. Conv. 93303#

31587 Gskt. 	31605 Gskt. 	35119 Insl. 	35460 Insl. 										
---	---	---	---	--	--	--	--	--	--	--	--	--	--

NOT LEGAL FOR SALE IN STATE OF CALIFORNIA  
IN NEW YORK STATE, CONVERTERS LISTED ARE LEGAL FOR FEDERAL/EPA EMISSION VEHICLES ONLY

# PONTIAC Firebird

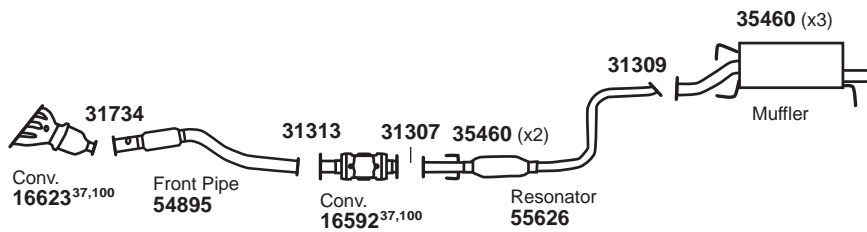
(369) 2002-00 8 CYL. FIREBIRD, FORMULA, TRANS AM w/5.7L ENG., DUAL EXHAUST



For 21417: Ultra Flo SS 17556<sup>576</sup>

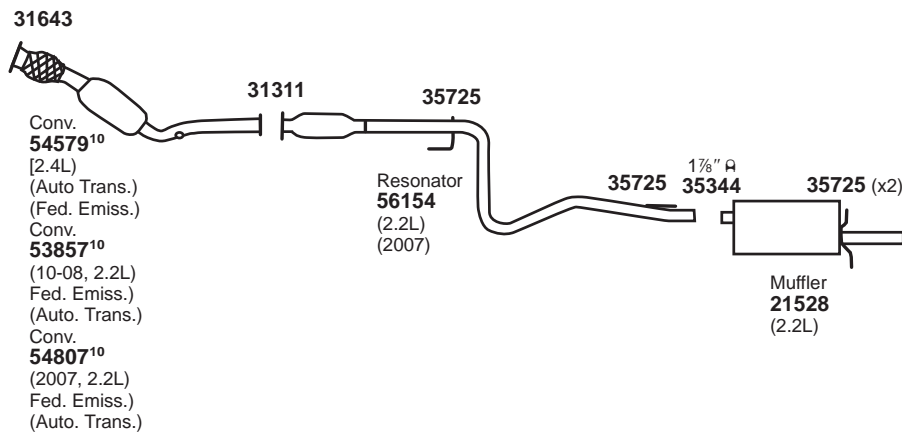
# PONTIAC G3

(370) 2009 4 CYL. G3 w/1.6L ENG.



# PONTIAC G5

(371) 2010-07 4 CYL. G5 w/2.2L ENG.  
2007 4 CYL. G5 w/2.4L ENG.



For 21528: Super Turbo 17768<sup>576</sup>  
For 54579: Univ. Conv. 93251#

31307 Gskt.	31309 Gskt.	31311 Gskt.	31313 Gskt.	31643 Gskt.	31734 Gskt.	35460 Insl.	35725 Insl.											
----------------	----------------	----------------	----------------	----------------	----------------	----------------	----------------	--	--	--	--	--	--	--	--	--	--	--

NOT LEGAL FOR SALE IN STATE OF CALIFORNIA  
IN NEW YORK STATE, CONVERTERS LISTED ARE LEGAL FOR FEDERAL/EPA EMISSION VEHICLES ONLY

- ◆ If welded assembly, replace all required parts.
- # Modifications and/or additional parts required.
- 10 Fits Federal/EPA Emission Vehicles.
- 37 Fits All Emissions Vehicles.

- 100 Ultra Converter.
- 576 For installation instructions and additional parts required, see the Cross Reference Chart in the Master Catalog.

GENERAL INFORMATION

PASSENGER CAR

LIGHT TRUCK

MUFFLER SPECS.

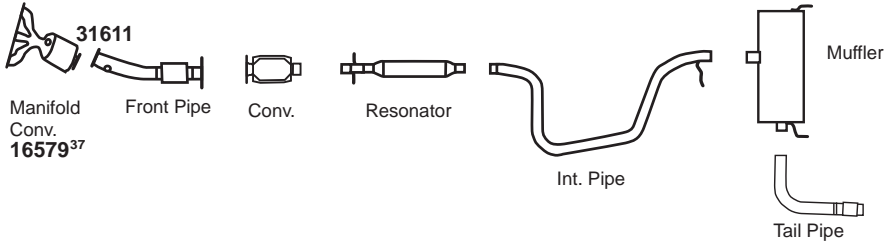
OPTIONAL MUFFLERS

ACCESSORIES

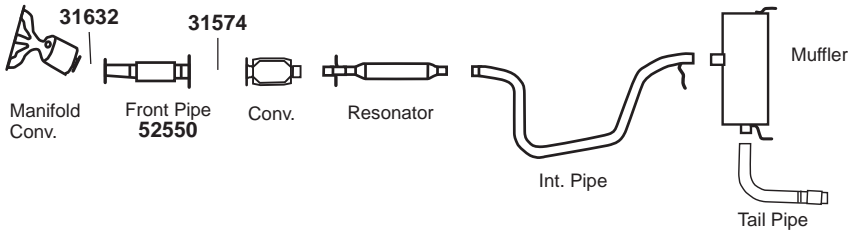
FOOTNOTES

# PONTIAC G6

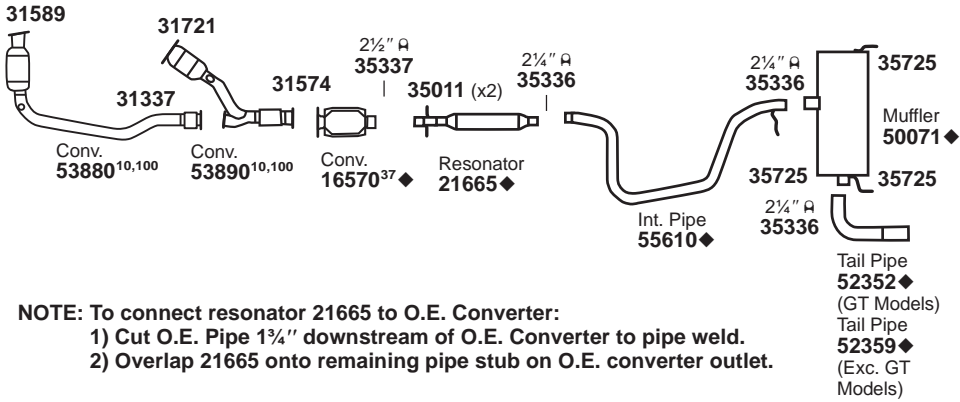
(372) 2010 4 CYL. G6 w/2.4L ENG., w/4 SPEED TRANSMISSION



(373) 2010 4 CYL. G6 w/2.4L ENG., w/6 SPEED TRANSMISSION



(374) 2010-08 6 CYL. G6 w/3.5L ENG. (EXC. SPORT APPEARANCE PACKAGE)



**NOTE: To connect resonator 21665 to O.E. Converter:**  
 1) Cut O.E. Pipe 1 3/4" downstream of O.E. Converter to pipe weld.  
 2) Overlap 21665 onto remaining pipe stub on O.E. converter outlet.

31337 Gskt.	31574 Gskt.	31589 Gskt.	31611 Gskt.	31632 Gskt.	31721 Gskt.	35011 Insl.	35725 Insl.						

**NOT LEGAL FOR SALE IN STATE OF CALIFORNIA  
 IN NEW YORK STATE, CONVERTERS LISTED ARE LEGAL FOR FEDERAL/EPA EMISSION VEHICLES ONLY**

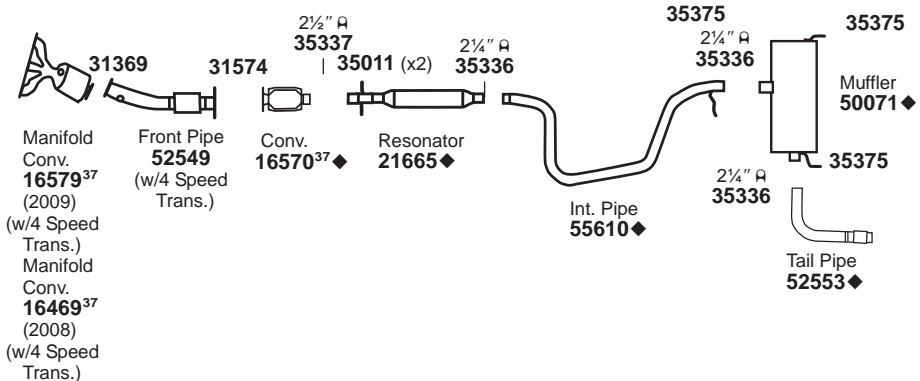
◆ If welded assembly, replace all required parts.  
 10 Fits Federal/EPA Emission Vehicles.

37 Fits All Emissions Vehicles.  
 100 Ultra Converter.



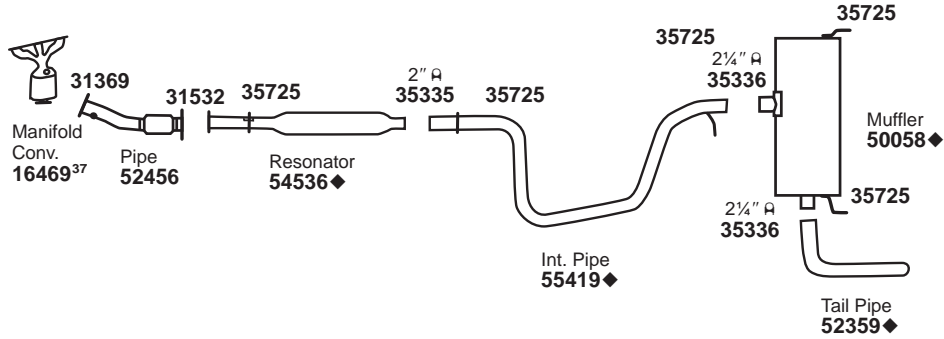
# PONTIAC G6

(375) 2009-08 4 CYL. G6 w/2.4L ENG.



**NOTE:** To connect resonator 21665 to O.E. Converter:  
 1) Cut O.E. Pipe 1/4" downstream of O.E. Converter to pipe weld.  
 2) Overlap 21665 onto remaining pipe stub on O.E. converter outlet.

(376) 2007-06 4 CYL. G6 w/2.4L ENG.



For 50058: SoundFX 18983

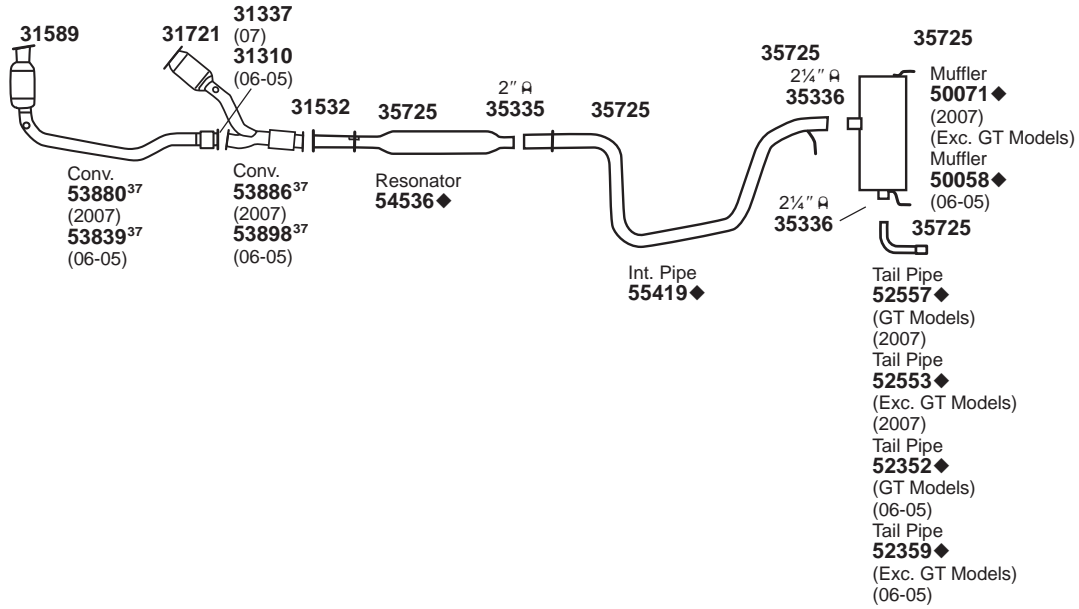
31369 Gskt. 	31532 Gskt. 	31574 Gskt. 	35011 Insl. 	35375 Insulator 	35725 Insl. 														
--------------------	--------------------	--------------------	--------------------	------------------------	--------------------	--	--	--	--	--	--	--	--	--	--	--	--	--	--

NOT LEGAL FOR SALE IN STATE OF CALIFORNIA  
 IN NEW YORK STATE, CONVERTERS LISTED ARE LEGAL FOR FEDERAL/EPA EMISSION VEHICLES ONLY







- GENERAL INFORMATION
- PASSENGER CAR
- LIGHT TRUCK
- MUFFLER SPECS.
- OPTIONAL MUFFLERS
- ACCESSORIES
- FOOTNOTES

# PONTIAC G6

(377) 2007-05 V6 CYL. G6, G6 GT w/3.5L ENG. (EXC. CONVERTIBLE)



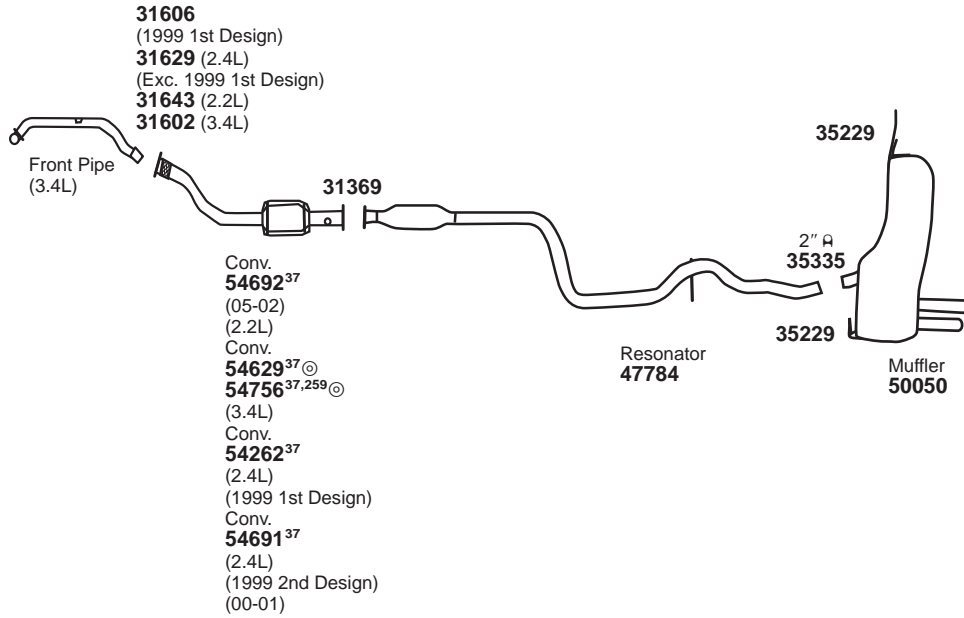
For 50058: SoundFX 18983

31310 Gskt. 	31337 Gskt. 	31532 Gskt. 	31589 Gskt. 	31721 Gskt. 	35725 Insl. 														
---	---	---	---	---	---	--	--	--	--	--	--	--	--	--	--	--	--	--	--

NOT LEGAL FOR SALE IN STATE OF CALIFORNIA  
IN NEW YORK STATE, CONVERTERS LISTED ARE LEGAL FOR FEDERAL/EPA EMISSION VEHICLES ONLY

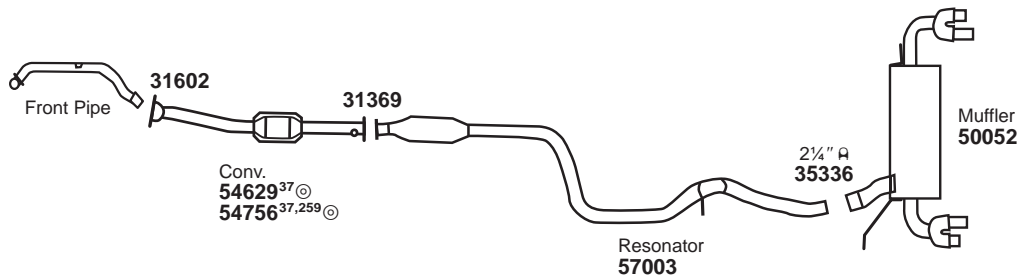
# PONTIAC Grand Am

(378)	2005	4-6 CYL.	GRAND AM SE w/2.2L, 3.4L ENG.
	2004-02	4 CYL.	GRAND AM w/2.2L ENG.
	2004-99	6 CYL.	GRAND AM SE w/3.4L ENG.
	2001-99	4 CYL.	GRAND AM w/2.4L ENG.



For 50050: SoundFX 18557  
 For 54262: Univ. Conv. 93256#  
 For 54629: Univ. Conv. 93252#  
 For 54692: Univ. Conv. 93251#

(379)	2005-99	6 CYL.	GRAND AM GT w/3.4L ENG.
	2005-00	6 CYL.	GRAND AM GT1 w/3.4L ENG.



For 54629: Univ. Conv. 93252#

31369 Gskt.	31602 Gskt.	31606 Gskt.	31629 Gskt.	31643 Gskt.	35229 Insl.								

NOT LEGAL FOR SALE IN STATE OF CALIFORNIA  
 IN NEW YORK STATE, CONVERTERS LISTED ARE LEGAL FOR FEDERAL/EPA EMISSION VEHICLES ONLY

© Air Gap Pipe. Appearance may be different than O.E. Pipe. Air space between Pipes acts as a Heat Insulator.  
 # Modifications and/or additional parts required.  
 37 Fits All Emissions Vehicles.  
 259 Optional Part Number - Extra Precious Metal Loading.

GENERAL INFORMATION

PASSENGER CAR

LIGHT TRUCK

MUFFLER SPECS.

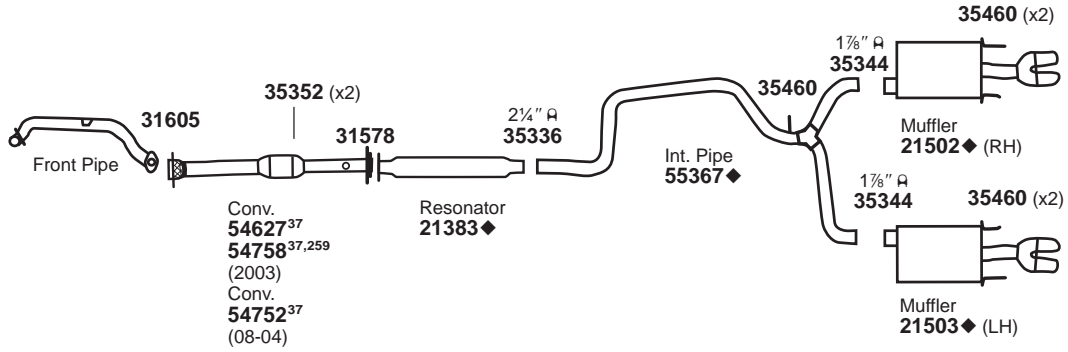
OPTIONAL MUFFLERS

ACCESSORIES

FOOTNOTES

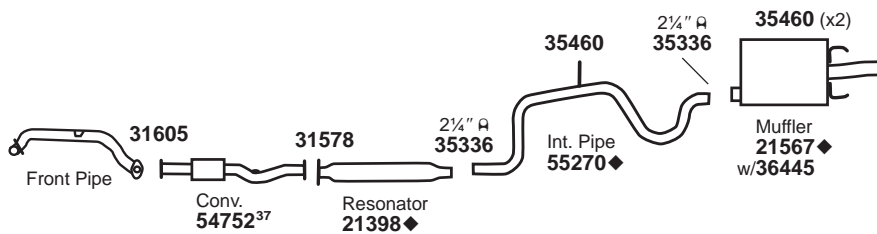
# PONTIAC Grand Prix

(380) 2008-03 6 CYL. GRAND PRIX w/3.8L ENG., DUAL EXHAUST



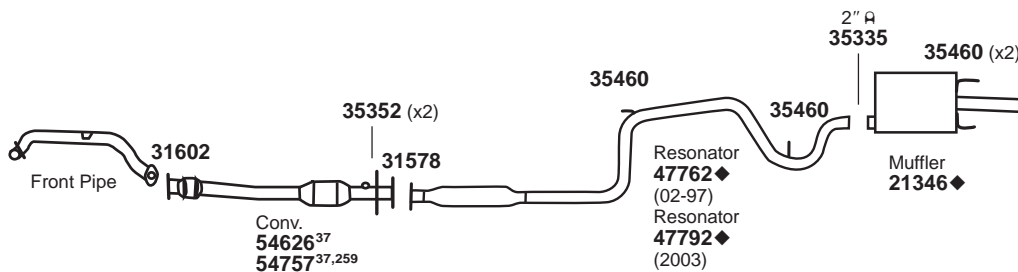
For 21502: SoundFX 18980  
 For 21503: SoundFX 18981  
 For 54627: Univ. Conv. 93253#

(381) 2008-05 6 CYL. GRAND PRIX w/3.8L ENG., SINGLE EXHAUST



For 21567: SoundFX 18982      Super Turbo 17731#      Ultra Flo SS 17282#

(382) 2003-97 6 CYL. GRAND PRIX w/3.1L ENG., F.W.D.



For 21346: SoundFX 18895      Univ. SoundFX 18102#  
 For 54626: Univ. Conv. 93252#

31578 Gskt.	31602 Gskt.	31605 Gskt.	35352 Insl.	35460 Insl.									

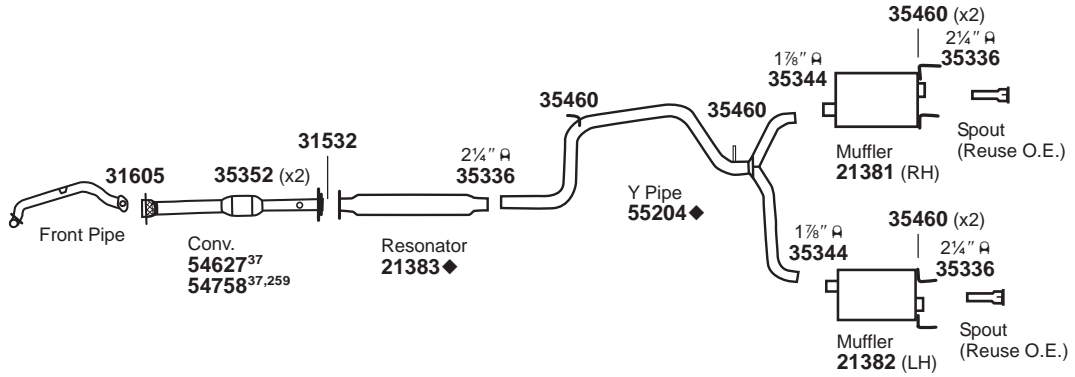
NOT LEGAL FOR SALE IN STATE OF CALIFORNIA  
 IN NEW YORK STATE, CONVERTERS LISTED ARE LEGAL FOR FEDERAL/EPA EMISSION VEHICLES ONLY

150 ◆ If welded assembly, replace all required parts.  
 # Modifications and/or additional parts required.

37 Fits All Emissions Vehicles.  
 259 Optional Part Number - Extra Precious Metal Loading.

# PONTIAC Grand Prix

(383) 2002-97 6 CYL. GRAND PRIX w/3.8L ENG., DUAL EXHAUST, F.W.D.

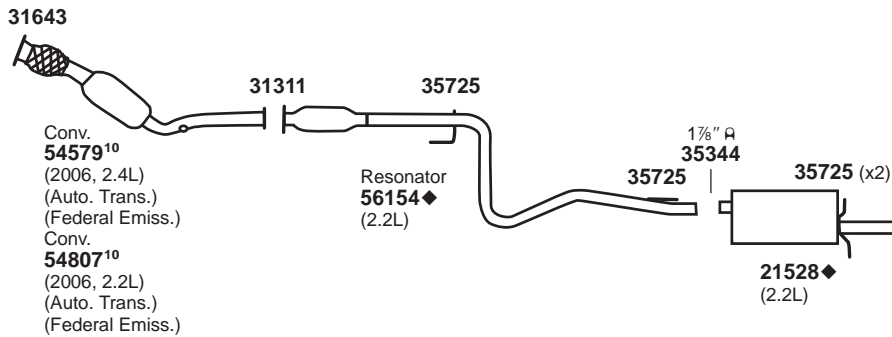


**DYNOMAX** SYSTEM AVAILABLE, See DynoMax Catalog

For 21381: SoundFX 18576  
 For 21382: SoundFX 18801  
 For 54627: Univ. Conv. 93253#

# PONTIAC Pursuit

(384) 2006 4 CYL. PURSUIT w/2.2L ENG.  
 2006-04 4 CYL. PURSUIT w/2.4L ENG.



For 21528: Super Turbo 17768<sup>576</sup>  
 For 54579: Univ. Conv. 93251#

31311 Gskt.	31532 Gskt.	31605 Gskt.	31643 Gskt.	35352 Insl.	35460 Insl.	35725 Insl.												

NOT LEGAL FOR SALE IN STATE OF CALIFORNIA  
 IN NEW YORK STATE, CONVERTERS LISTED ARE LEGAL FOR FEDERAL/EPA EMISSION VEHICLES ONLY

◆ If welded assembly, replace all required parts.  
 # Modifications and/or additional parts required.  
 10 Fits Federal/EPA Emission Vehicles.  
 37 Fits All Emissions Vehicles.

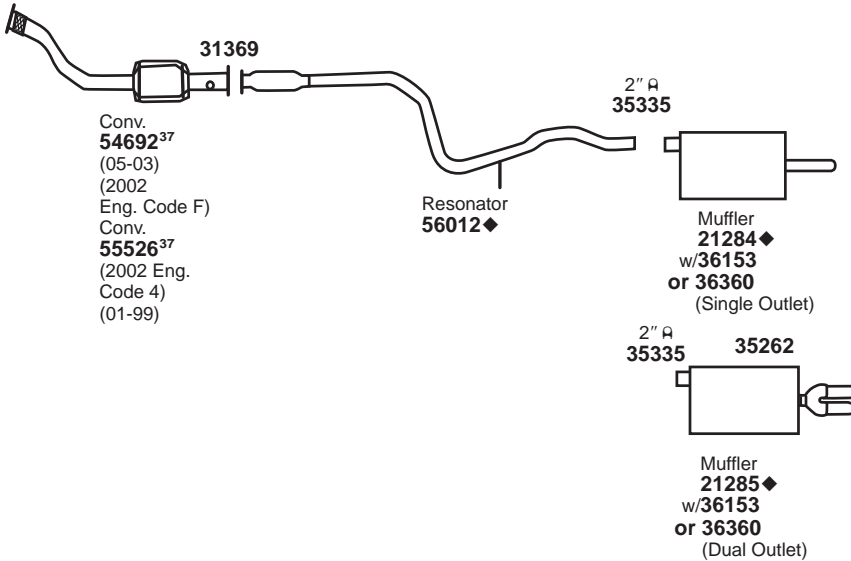
259 Optional Part Number - Extra Precious Metal Loading.  
 576 For installation instructions and additional parts required, see the Cross Reference Chart in the Master Catalog.

GENERAL INFORMATION  
 PASSENGER CAR  
 LIGHT TRUCK  
 MUFFLER SPECS.  
 OPTIONAL MUFFLERS  
 ACCESSORIES  
 FOOTNOTES

# PONTIAC Sunfire

(385) 2005-99 4 CYL. SUNFIRE w/2.2L ENG.

31643  
(Eng. Code F)  
31334  
(Eng. Code 4)

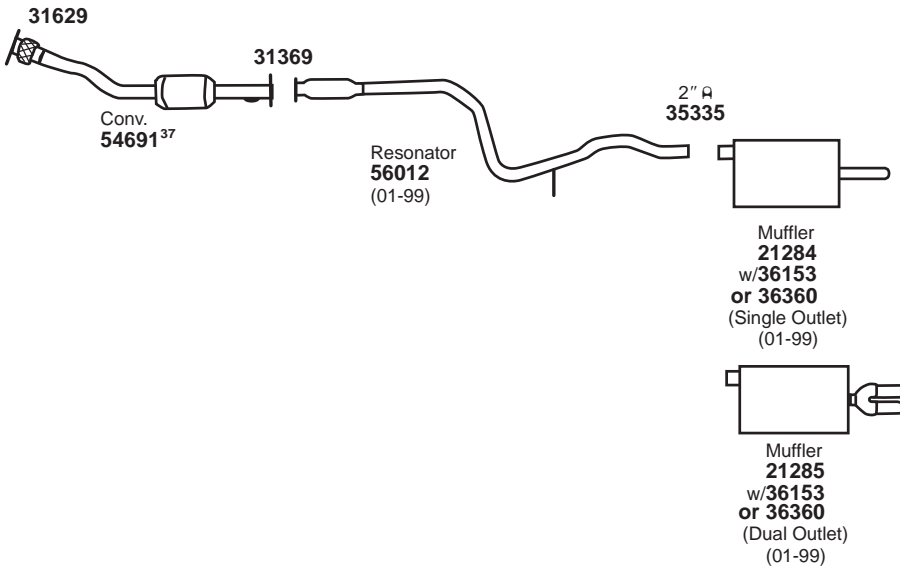


Note: Use 36153 muffler strap with flat/spade type bracket or 36360 muffler strap with rod type bracket.

For 21284: SoundFX 18439  
For 21285: SoundFX 18441  
For 54692: Univ. Conv. 93251#  
For 55526: Univ. Conv. 93251#

Univ. SoundFX 17164<sup>537</sup> or 18150<sup>537</sup>  
Univ. SoundFX 17164<sup>537</sup> or 18150#<sup>537</sup>

(386) 2002-99 4 CYL. SUNFIRE w/2.4L ENG.



Note: Use 36153 muffler strap with flat/spade type bracket or 36360 muffler strap with rod type bracket.

For 21284: SoundFX 18439  
For 21285: SoundFX 18441

Univ. SoundFX 17164<sup>537</sup> or 18150<sup>537</sup>  
Univ. SoundFX 17164<sup>537</sup> or 18150#<sup>537</sup>

31334 Gskt.	31369 Gskt.	31629 Gskt.	31643 Gskt.	35262 Hngr.	36153 Strap	36360 Muff Strp							

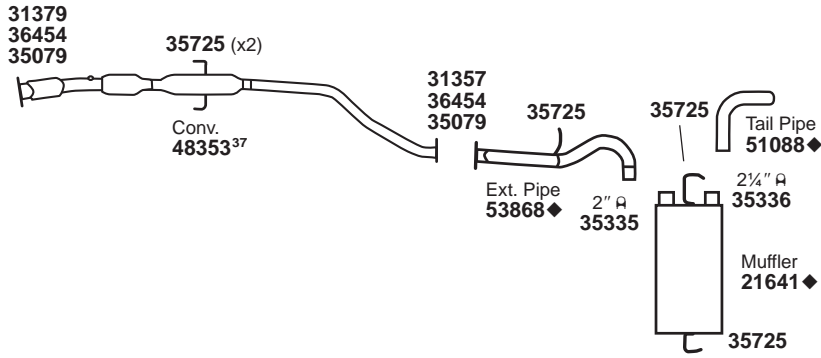
NOT LEGAL FOR SALE IN STATE OF CALIFORNIA  
IN NEW YORK STATE, CONVERTERS LISTED ARE LEGAL FOR FEDERAL/EPA EMISSION VEHICLES ONLY

◆ If welded assembly, replace all required parts.  
# Modifications and/or additional parts required.

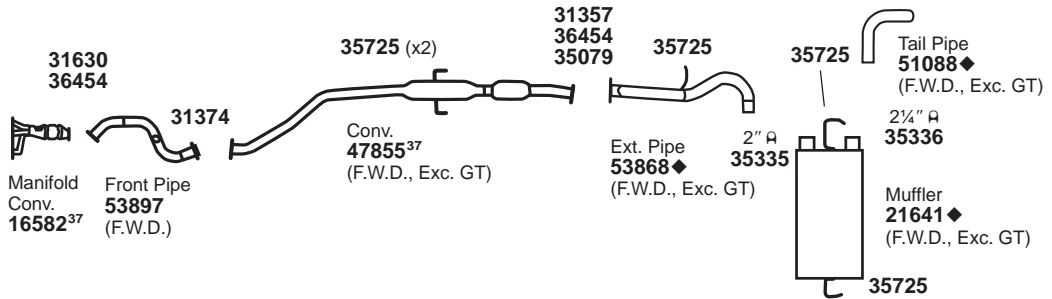
37 Fits All Emissions Vehicles.  
537 Requires 41013 Spout & (1) Extra 35408 (2") Clamp.

# PONTIAC Vibe

(387) 2010-09 4 CYL. VIBE w/1.8L ENG.

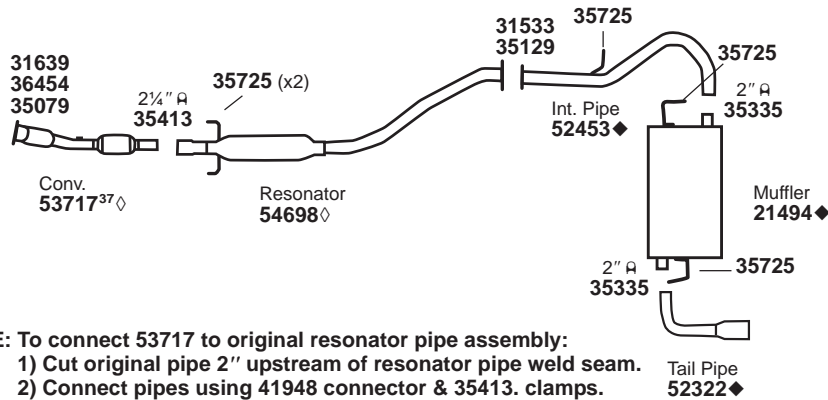


(388) 2010-09 4 CYL. VIBE w/2.4L ENG.



For 47855: Univ. Conv. 93252#

(389) 2008-05 4 CYL. VIBE w/1.8L ENG. CODE 1ZZFE, DOHC, F.W.D.



NOTE: To connect 53717 to original resonator pipe assembly:  
 1) Cut original pipe 2" upstream of resonator pipe weld seam.  
 2) Connect pipes using 41948 connector & 35413. clamps.

For 21494: Univ. SoundFX 17877#

31357 Gskt.	31374 Gskt.	31379 Gskt.	31533 Gskt.	31630 Gskt.	31639 Gskt.	35079 Hex Nut	35129 Bolt Kit	35725 Insl.	36454 Bolt Kit				

NOT LEGAL FOR SALE IN STATE OF CALIFORNIA  
 IN NEW YORK STATE, CONVERTERS LISTED ARE LEGAL FOR FEDERAL/EPA EMISSION VEHICLES ONLY

◇ If welded assembly, replace all required parts.  
 ◆ If welded assembly, replace all required parts.

# Modifications and/or additional parts required.  
 37 Fits All Emissions Vehicles.

GENERAL INFORMATION

PASSENGER CAR

LIGHT TRUCK

MUFFLER SPECS.

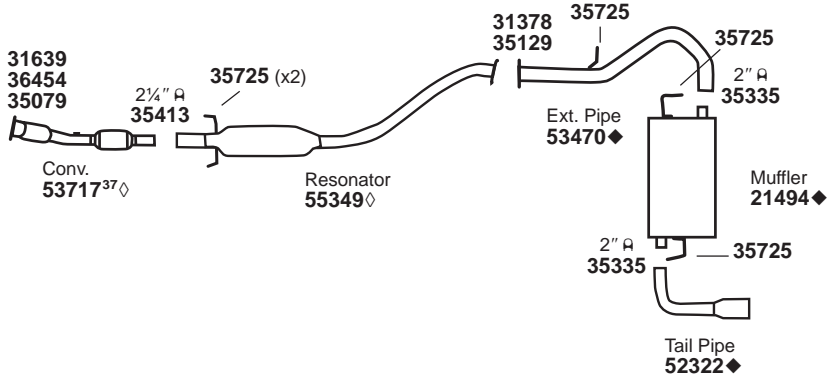
OPTIONAL MUFFLERS

ACCESSORIES

FOOTNOTES

# PONTIAC Vibe

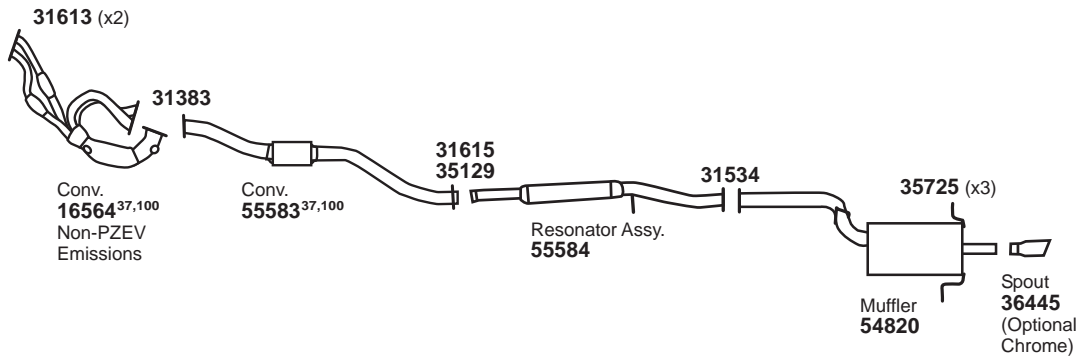
(390) 2004-03 4 CYL. VIBE w/1.8L ENG. CODE 1ZZFE, F.W.D.



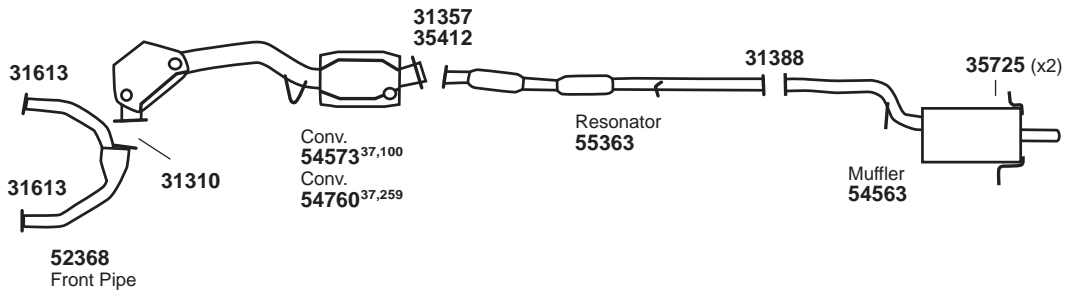
For 21494: Univ. SoundFX 17877#

# SAAB 9-2X

(391) 2006 4 CYL. 9-2X w/2.5L ENG. (NATURALLY ASPIRATED)



(392) 2005 4 CYL. 9-2X w/2.5L ENG.



31310 Gskt.	31357 Gskt.	31378 Gskt.	31383 Gskt.	31388 Gskt.	31534 Gskt.	31613 Gskt.	31615 Gskt.	31639 Gskt.	35079 Hex Nut	35129 Bolt Kit	35412 Bolt Kit	35725 Insl.	36454 Bolt Kit

NOT LEGAL FOR SALE IN STATE OF CALIFORNIA  
IN NEW YORK STATE, CONVERTERS LISTED ARE LEGAL FOR FEDERAL/EPA EMISSION VEHICLES ONLY

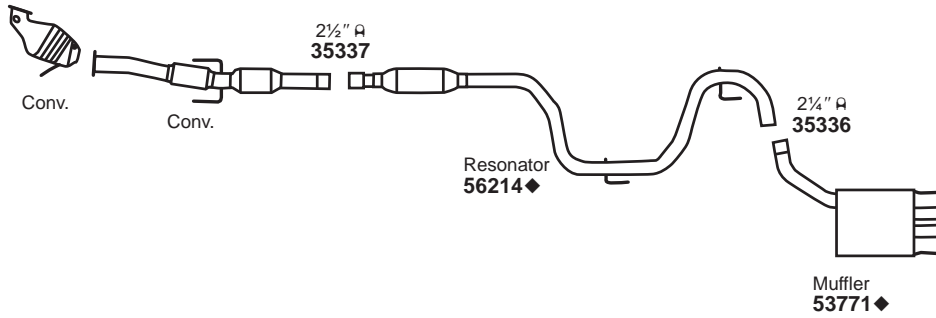
- ◇ If welded assembly, replace all required parts.
- ◆ If welded assembly, replace all required parts.
- # Modifications and/or additional parts required.

- 37 Fits All Emissions Vehicles.
- 100 Ultra Converter.
- 259 Optional Part Number - Extra Precious Metal Loading.

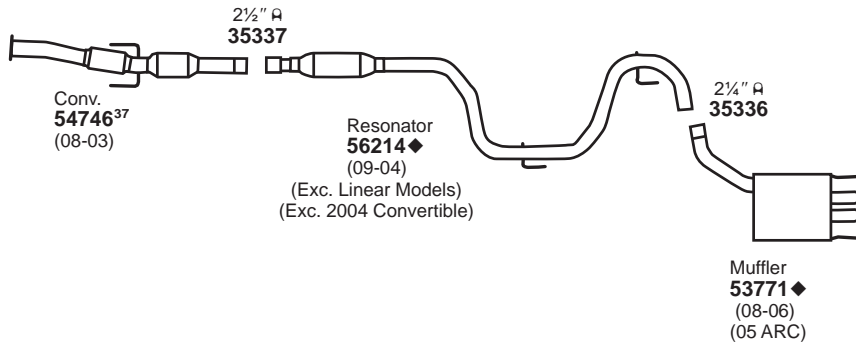


# SAAB 9-3

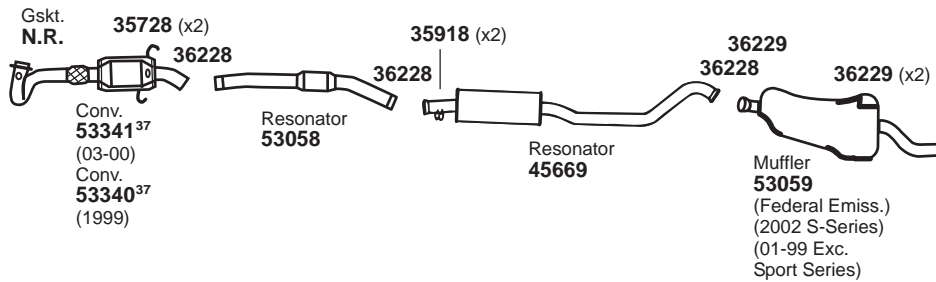
(393)	2011	4 CYL.	9-3 TURBO 4 w/2.0L ENG.
	2010	4 CYL.	9-3 2.0T w/2.0L ENG.



(394)	2009-04	4 CYL.	9-3 w/2.0L ENG.
	2003	4 CYL.	ARC, LINEAR, VECTOR w/2.0L ENG.



(395)	2003	4 CYL.	9-3 SE w/2.0L ENG.
	2002-99	4 CYL.	9-3 w/2.0L ENG.



For 53340: Univ. Conv. 93241#

35728 Insl.	35918 Insl.	36228 Clmp Kit	36229 Insl.									

NOT LEGAL FOR SALE IN STATE OF CALIFORNIA  
IN NEW YORK STATE, CONVERTERS LISTED ARE LEGAL FOR FEDERAL/EPA EMISSION VEHICLES ONLY

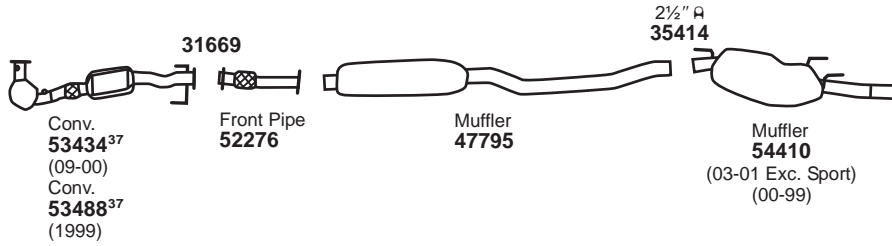
◆ If welded assembly, replace all required parts.  
# Modifications and/or additional parts required.

37 Fits All Emissions Vehicles.

GENERAL INFORMATION
PASSENGER CAR
LIGHT TRUCK
MUFFLER SPECS.
OPTIONAL MUFFLERS
ACCESSORIES
FOOTNOTES

# SAAB 9-5

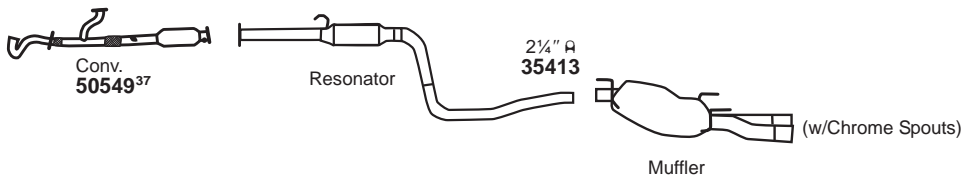
(396) 2009-99 4 CYL. 9-5 w/2.3L TURBO ENG.



NOTE: To connect 47795 to OE Muffler, use 36528 clamp.

For 53488: Univ. Conv. 93237#

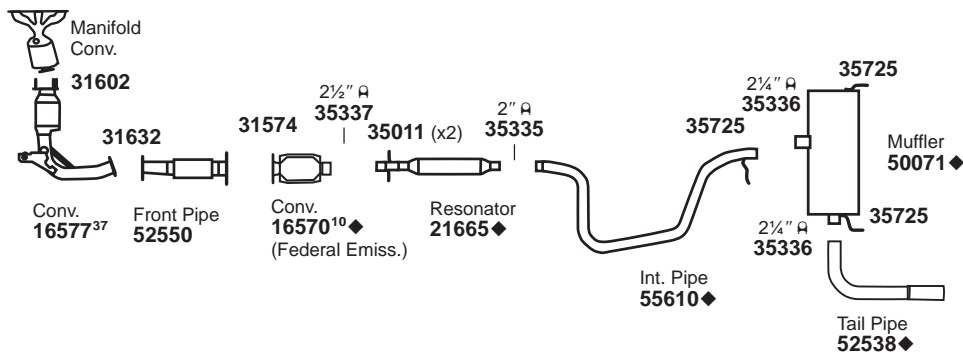
(397) 2001-99 6 CYL. 9-5 w/3.0L TURBO ENG.



For 50549: Univ. Conv. 93257#

# SATURN Aura

(398) 2009 4 CYL. AURA XE, XR w/2.4L ENG. WITH 6 SPEED TRANSMISSION



NOTE: To connect resonator 21665 to O.E. Converter:

- 1) Cut O.E. Pipe 1 3/4" downstream of O.E. converter to pipe weld.
- 2) Overlap 21665 onto remaining pipe stub on O.E. converter outlet.

31574 Gskt.	31602 Gskt.	31632 Gskt.	31669 Gskt.	35011 Insl.	35725 Insl.								

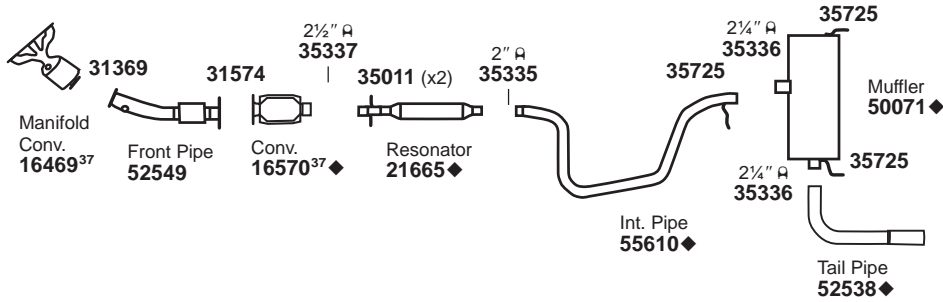
NOT LEGAL FOR SALE IN STATE OF CALIFORNIA  
IN NEW YORK STATE, CONVERTERS LISTED ARE LEGAL FOR FEDERAL/EPA EMISSION VEHICLES ONLY

156 ◆ If welded assembly, replace all required parts.  
# Modifications and/or additional parts required.

10 Fits Federal/EPA Emission Vehicles.  
37 Fits All Emissions Vehicles.

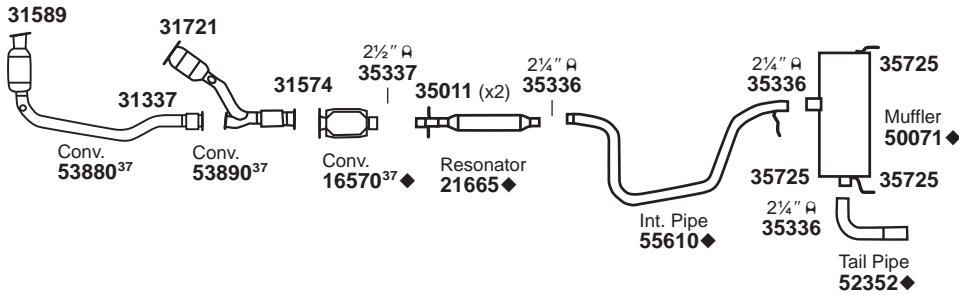
# SATURN Aura

(399) 2009-08 4 CYL. AURA XE w/2.4L ENG. (EXC. HYBRID)



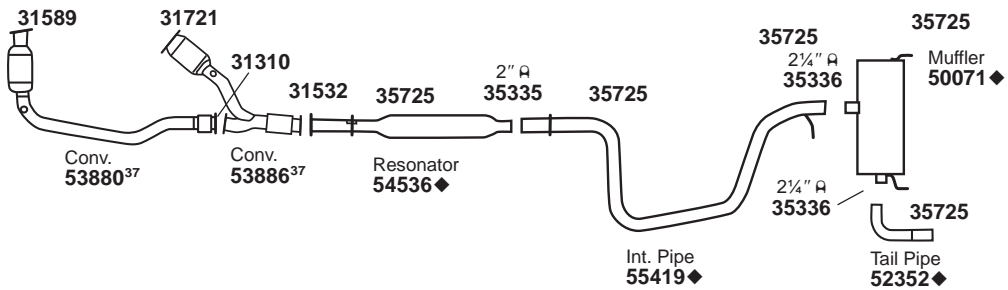
**NOTE: To connect resonator 21665 to O.E. Converter:**  
 1) Cut O.E. Pipe 1 3/4" downstream of O.E. converter to pipe weld.  
 2) Overlap 21665 onto remaining pipe stub on O.E. converter outlet.

(400) 2008 6 CYL. Aura w/3.5 ENG.



**NOTE: To connect resonator 21665 to O.E. Converter:**  
 1) Cut O.E. Pipe 1 3/4" downstream of O.E. Converter to pipe weld.  
 2) Overlap 21665 onto remaining pipe stub on O.E. converter outlet.

(401) 2007 V6 CYL. Aura w/3.5L ENG.



31310 Gskt.	31337 Gskt.	31369 Gskt.	31532 Gskt.	31574 Gskt.	31589 Gskt.	31721 Gskt.	35011 Insl.	35725 Insl.						

NOT LEGAL FOR SALE IN STATE OF CALIFORNIA  
 IN NEW YORK STATE, CONVERTERS LISTED ARE LEGAL FOR FEDERAL/EPA EMISSION VEHICLES ONLY

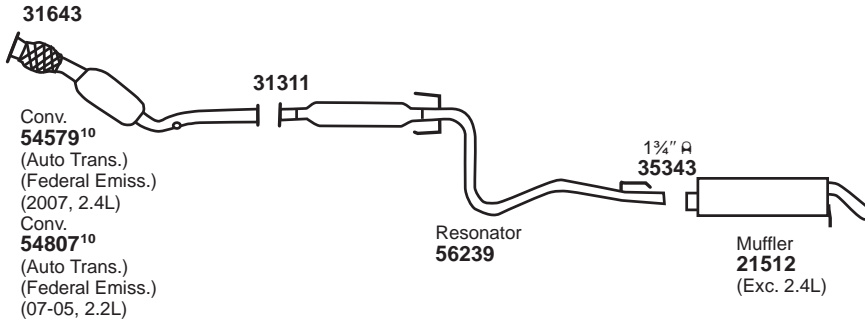
◆ If welded assembly, replace all required parts.

37 Fits All Emissions Vehicles.

- GENERAL INFORMATION
- PASSENGER CAR
- LIGHT TRUCK
- MUFFLER SPECS.
- OPTIONAL MUFFLERS
- ACCESSORIES
- FOOTNOTES

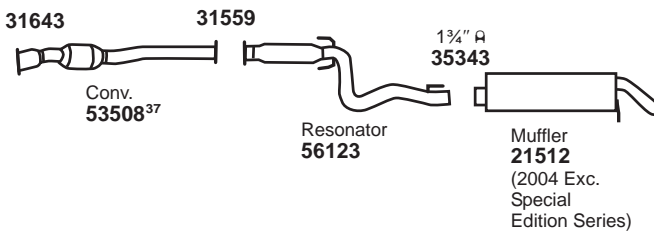
# SATURN Ion

(402)	2007	4 CYL.	ION-3 w/2.4L ENG.
	2007-05	4 CYL.	ION-2, ION-3 w/2.2L ENG.
	2005	4 CYL.	ION-1 w/2.2L ENG.



For 21512: Super Turbo 17768<sup>576</sup>  
For 54579: Univ. Conv. 93251#

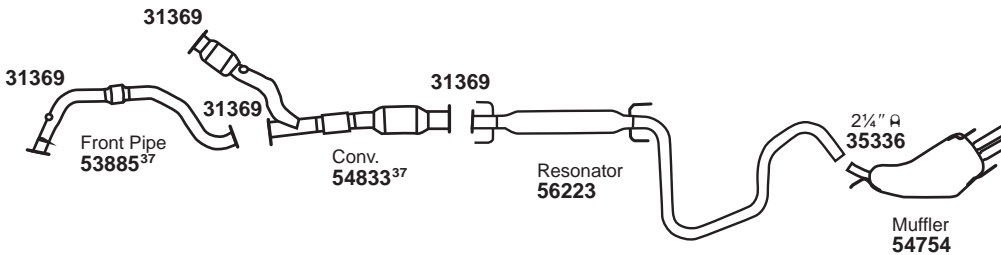
(403)	2004-03	4 CYL.	ION w/2.2L ENG.
-------	---------	--------	-----------------



For 21512: Super Turbo 17768<sup>576</sup>  
For 53508: Univ. Conv. 93252#

# SATURN L Series

(404)	2005-00	6 CYL.	SATURN L, LS, LW SERIES w/3.0L ENG.
-------	---------	--------	-------------------------------------



31311 Gskt.	31369 Gskt.	31559 Gskt.	31643 Gskt.												

NOT LEGAL FOR SALE IN STATE OF CALIFORNIA  
IN NEW YORK STATE, CONVERTERS LISTED ARE LEGAL FOR FEDERAL/EPA EMISSION VEHICLES ONLY

# Modifications and/or additional parts required.

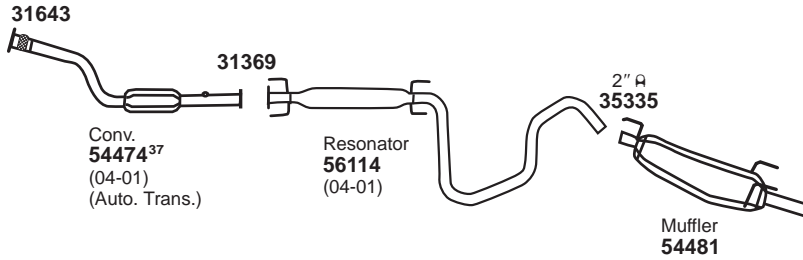
10 Fits Federal/EPA Emission Vehicles.

37 Fits All Emissions Vehicles.

576 For installation instructions and additional parts required, see the Cross Reference Chart in the Master Catalog.

# SATURN L Series

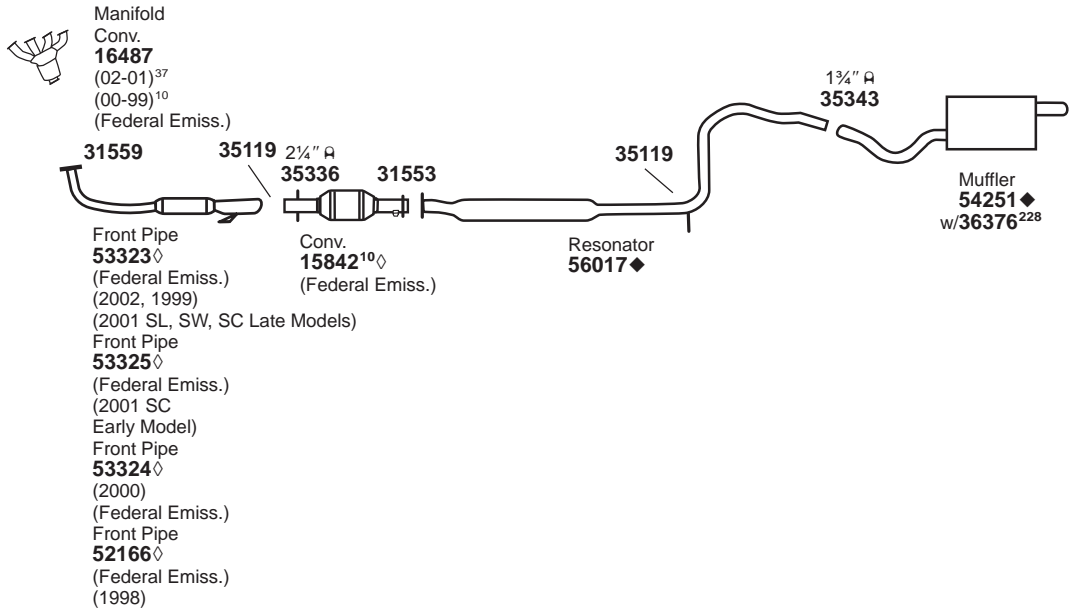
(405) 2004-00 4 CYL. SATURN L, LS, LW SERIES w/2.2L ENG.



For 54474: Univ. Conv. 93257#

# SATURN S Series

(406) 2002-98 4 CYL. SC, SL, SW w/1.9L DOHC ENG. (VIN WZ216475 AND AFTER)



For 15842: Univ. Conv. 93236#  
For 54251: SoundFX 18943

31369 Gskt.	31553 Gskt.	31559 Gskt.	31643 Gskt.	35119 Insl.	36376 Strap										

NOT LEGAL FOR SALE IN STATE OF CALIFORNIA  
IN NEW YORK STATE, CONVERTERS LISTED ARE LEGAL FOR FEDERAL/EPA EMISSION VEHICLES ONLY

- ◇ If welded assembly, replace all required parts.
- ◆ If welded assembly, replace all required parts.
- # Modifications and/or additional parts required.
- 10 Fits Federal/EPA Emission Vehicles.
- 37 Fits All Emissions Vehicles.
- 228 Will not fit on O.E. Muffler.

GENERAL INFORMATION

PASSENGER CAR

LIGHT TRUCK

MUFFLER SPECS.

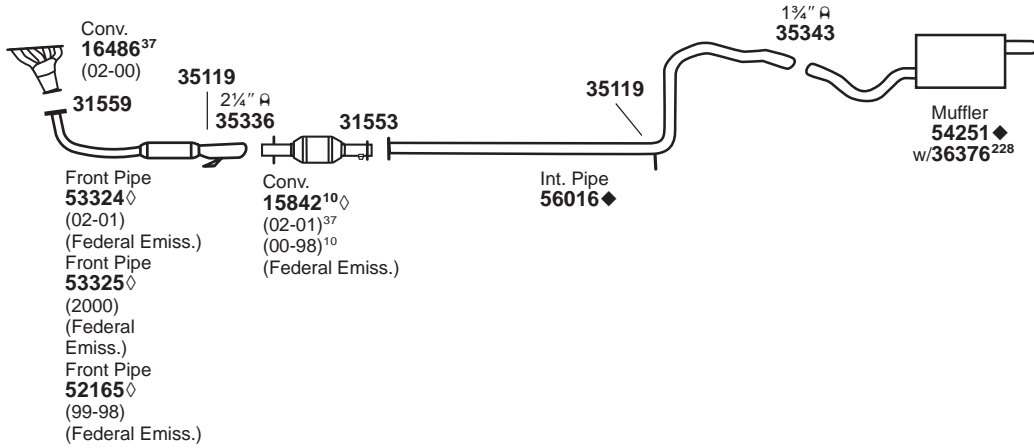
OPTIONAL MUFFLERS

ACCESSORIES

FOOTNOTES

# SATURN S Series

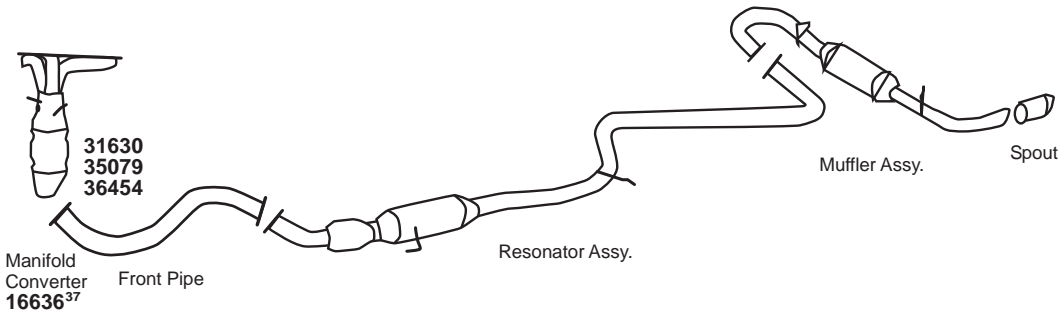
(407) 2002-98 4 CYL. SC, SL, SW w/1.9L SOHC ENG. (VIN WZ216475 AND AFTER)



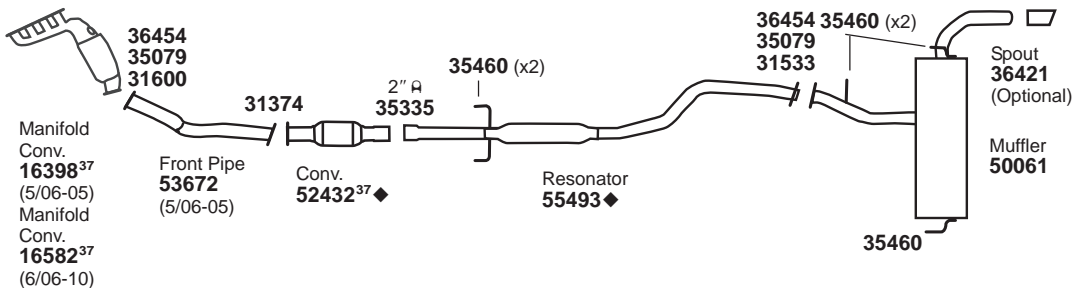
For 15842: Univ. Conv. 93236#  
 For 54251: SoundFX 18943

# SCION TC

(408) 2016-11 4 CYL. TC w/2.5L ENG.



(409) 2010-05 4 CYL. TC w/2.4L ENG.



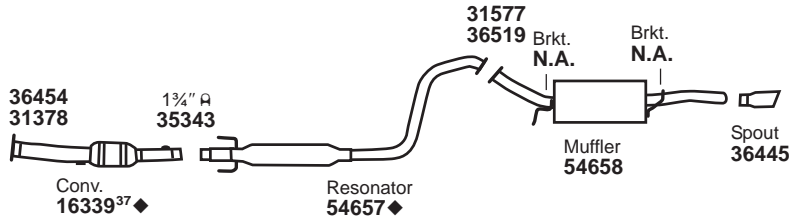
31374 Gskt.	31533 Gskt.	31553 Gskt.	31559 Gskt.	31600 Gskt.	31630 Gskt.	35079 Hex Nut	35119 Insl.	35460 Insl.	36376 Strap	36454 Bolt Kit			

NOT LEGAL FOR SALE IN STATE OF CALIFORNIA  
 IN NEW YORK STATE, CONVERTERS LISTED ARE LEGAL FOR FEDERAL/EPA EMISSION VEHICLES ONLY

- ◇ If welded assembly, replace all required parts.
- ◆ If welded assembly, replace all required parts.
- # Modifications and/or additional parts required.
- 10 Fits Federal/EPA Emission Vehicles.
- 37 Fits All Emissions Vehicles.
- 228 Will not fit on O.E. Muffler.

# SCION XA

(410) 2006-04 4 CYL. XA w/1.5L ENG.



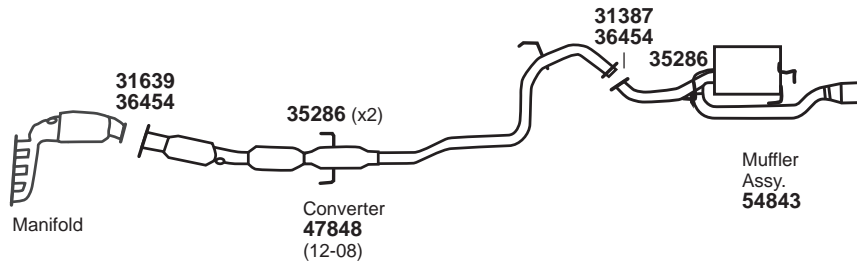
For 16339: Univ. Conv. 93250#

GENERAL INFORMATION

PASSENGER CAR

# SCION XD

(411) 2014-08 4 CYL. XD w/1.8L ENG.



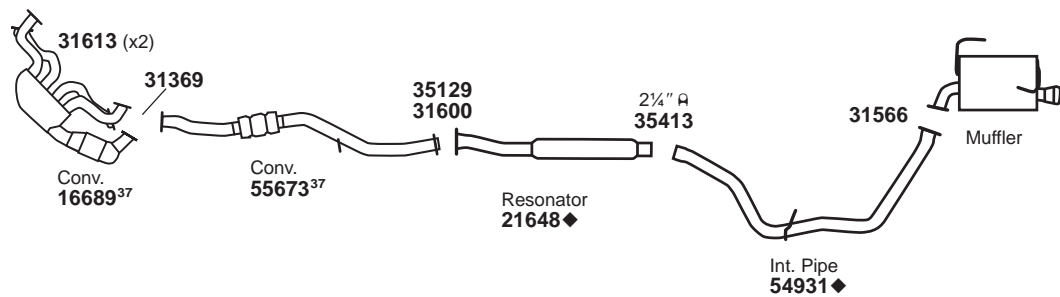
LIGHT TRUCK

MUFFLER SPECS.

OPTIONAL MUFFLERS

# SUBARU Forester

(412) 2016-14 4 CYL. FORESTER w/2.5L ENG.



For 55673: Univ. Conv. 93253#

ACCESSORIES

FOOTNOTES

31369 Gskt.	31378 Gskt.	31387 Gskt.	31566 Gskt.	31577 Gskt.	31600 Gskt.	31613 Gskt.	31639 Gskt.	35129 Bolt Kit	35286 Insl.	36454 Bolt Kit	36519 Clamp		

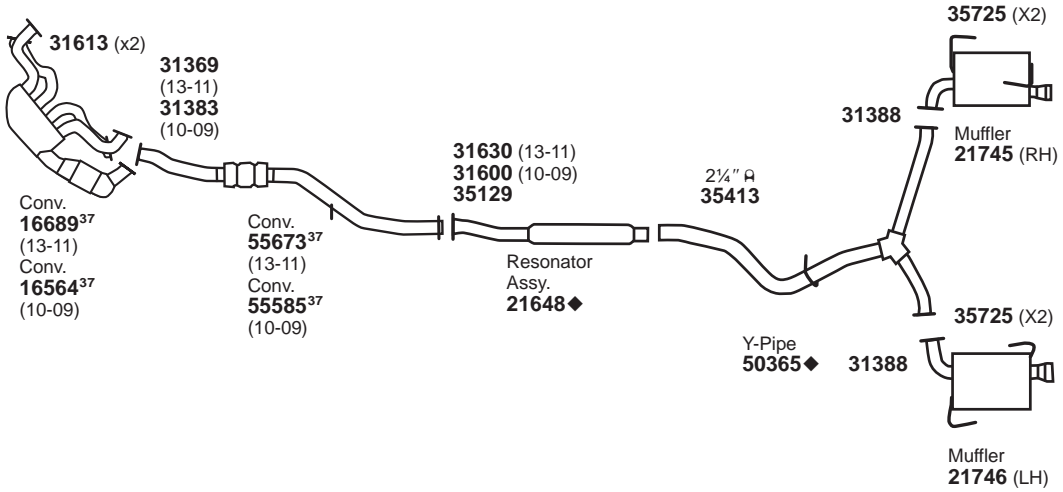
NOT LEGAL FOR SALE IN STATE OF CALIFORNIA  
IN NEW YORK STATE, CONVERTERS LISTED ARE LEGAL FOR FEDERAL/EPA EMISSION VEHICLES ONLY

◆ If welded assembly, replace all required parts.  
# Modifications and/or additional parts required.

37 Fits All Emissions Vehicles.

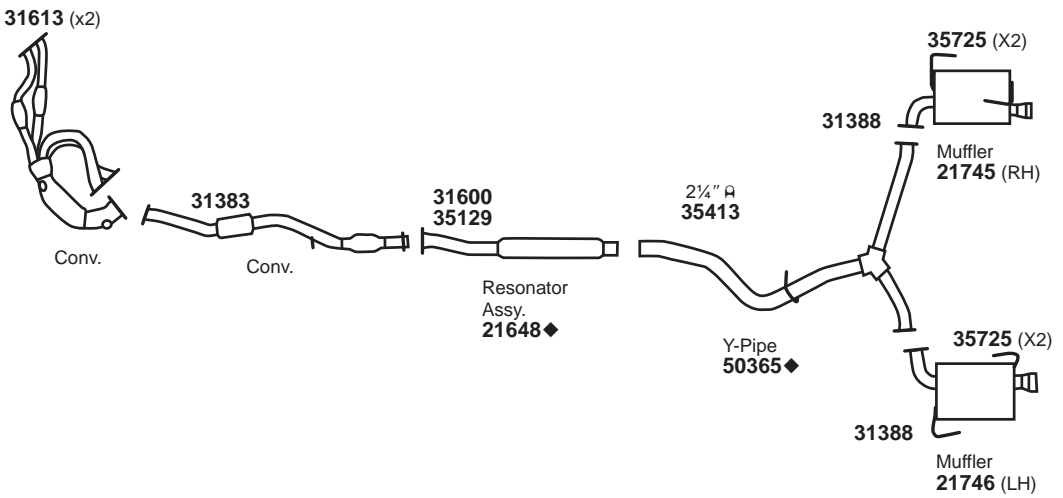
# SUBARU Forester

(413) 2013-09 4 CYL. FORESTER w/2.5L ENG., NATURALLY ASPIRATED

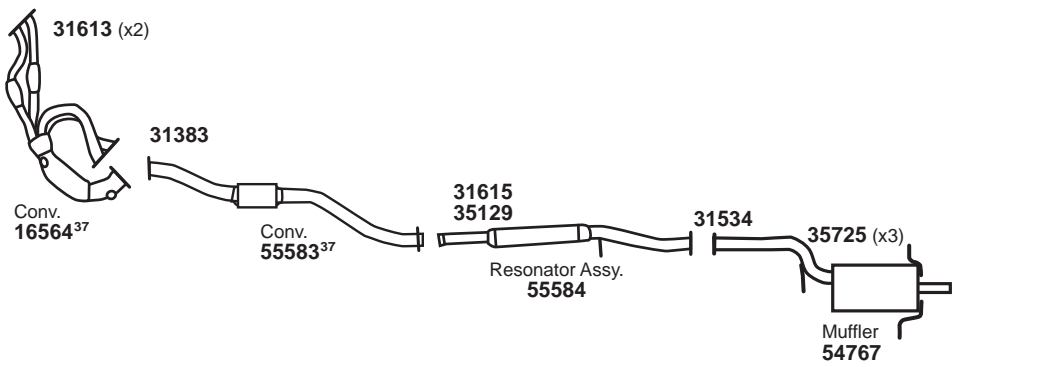


For 55585: Univ. Conv. 93253#  
 For 55673: Univ. Conv. 93253#

(414) 2013-09 4 CYL. FORESTER w/2.5L ENG., TURBO



(415) 2008-06 4 CYL. FORESTER w/2.5L ENG., NATURALLY ASPIRATED



31369 Gskt.	31383 Gskt.	31388 Gskt.	31534 Gskt.	31600 Gskt.	31613 Gskt.	31615 Gskt.	31630 Gskt.	35129 Bolt Kit	35725 Insl.				

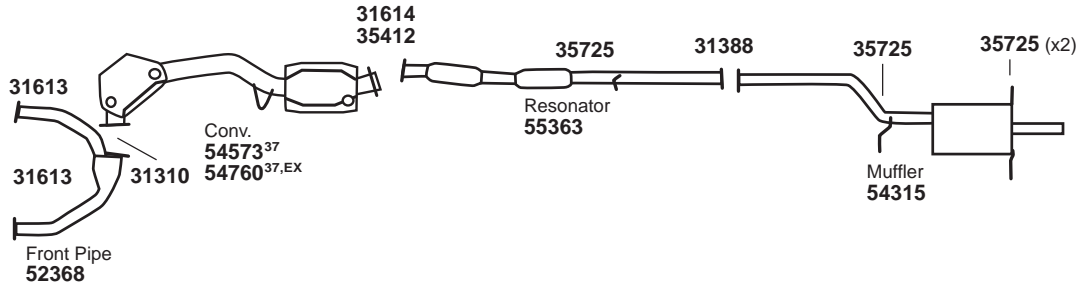
NOT LEGAL FOR SALE IN STATE OF CALIFORNIA  
 IN NEW YORK STATE, CONVERTERS LISTED ARE LEGAL FOR FEDERAL/EPA EMISSION VEHICLES ONLY

162 ◆ If welded assembly, replace all required parts.  
 # Modifications and/or additional parts required. 37 Fits All Emissions Vehicles.



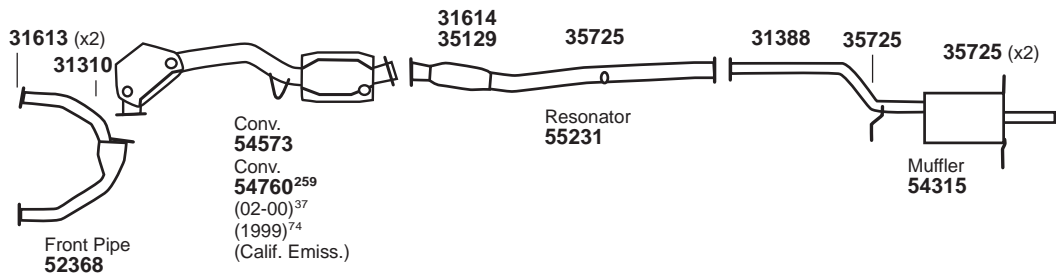
# SUBARU Forester

(416) 2005-02 4 CYL. FORESTER w/2.5L ENG. (AFTER 2-02) (EXC. 2005-04 XT)



For 54315: SoundFX 18922

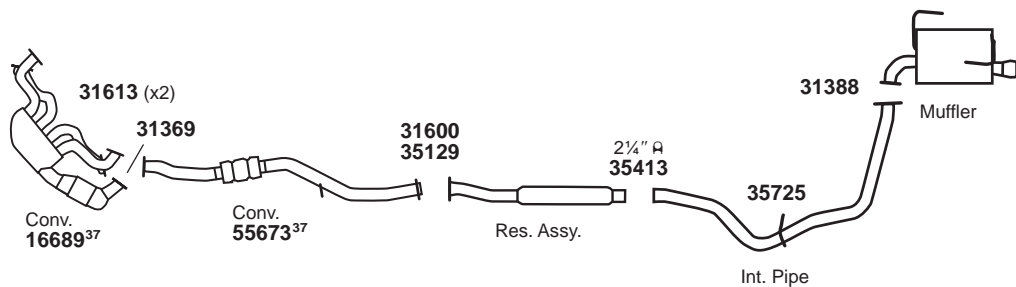
(417) 2002-99 4 CYL. FORESTER w/2.5L ENG. (BEFORE 2-02)



For 54315: SoundFX 18922

# SUBARU Impreza

(418) 2016-12 4 CYL. IMPREZA w/2.0L ENG., SEDAN



For 55673: Univ. Conv. 93253#

31310 Gskt.	31369 Gskt.	31388 Gskt.	31600 Gskt.	31613 Gskt.	31614 Gskt.	35129 Bolt Kit	35412 Bolt Kit	35725 Insl.						

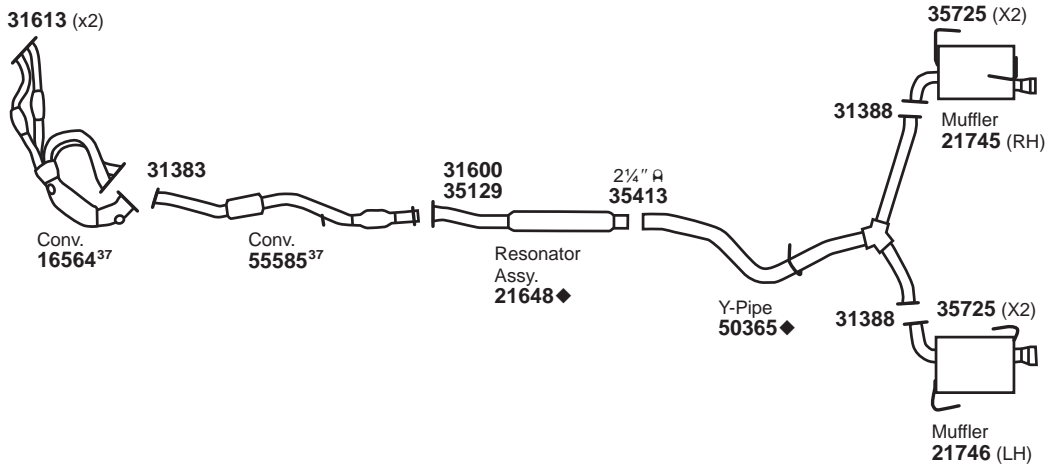
NOT LEGAL FOR SALE IN STATE OF CALIFORNIA  
IN NEW YORK STATE, CONVERTERS LISTED ARE LEGAL FOR FEDERAL/EPA EMISSION VEHICLES ONLY

# Modifications and/or additional parts required.  
37 Fits All Emissions Vehicles.  
74 Fits California/50 State Emission Vehicles.

259 Optional Part Number - Extra Precious Metal Loading.  
EX Optional Ultra EX Converter - Extra Precious Metal Loading.

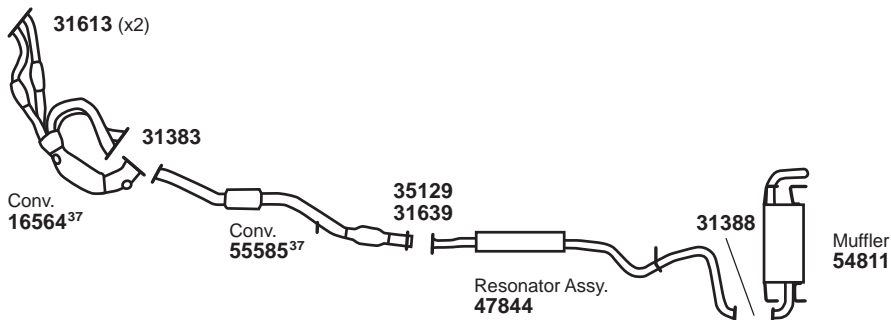
# SUBARU Impreza

(419) 2011-08 4 CYL. IMPREZA SEDAN w/2.5L ENG., NATURALLY ASPIRATED



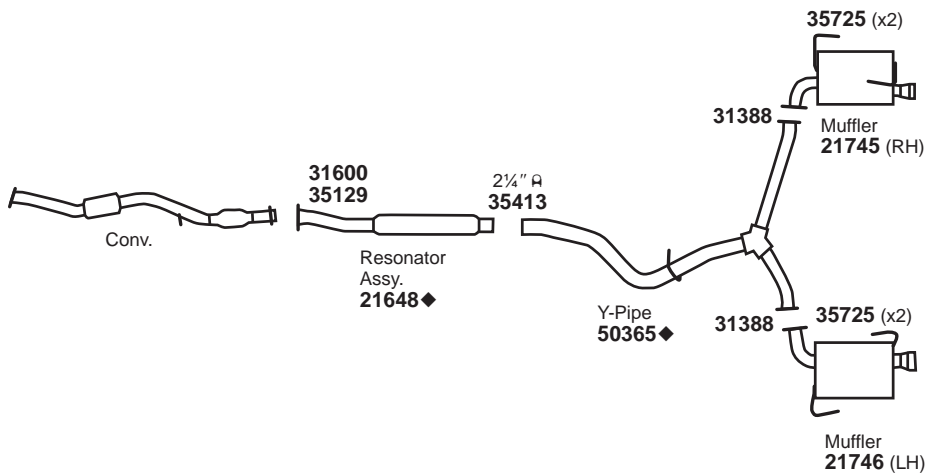
For 55585: Univ. Conv. 93253#

(420) 2011-08 4 CYL. IMPREZA w/2.5L ENG., WAGON, NATURALLY ASPIRATED



For 55585: Univ. Conv. 93253#

(421) 2010-08 4 CYL. IMPREZA SEDAN w/2.5L ENG., TURBOCHARGED



31383 Gskt.	31388 Gskt.	31600 Gskt.	31613 Gskt.	31639 Gskt.	35129 Bolt Kit	35725 Insl.													

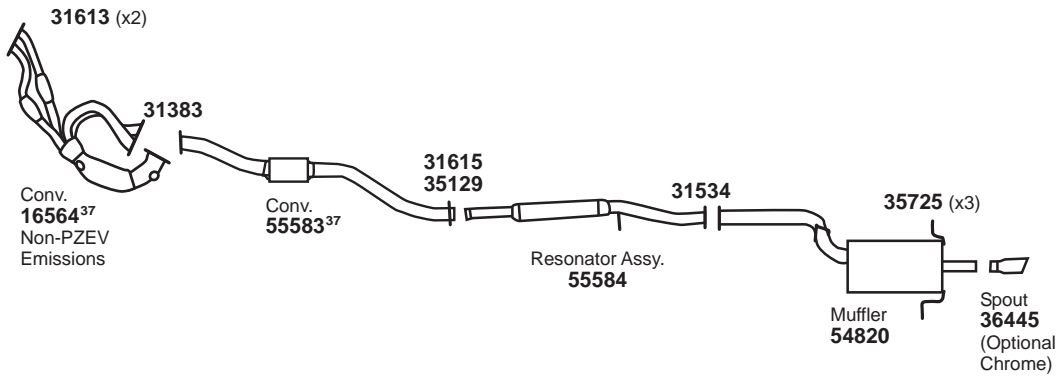
NOT LEGAL FOR SALE IN STATE OF CALIFORNIA  
IN NEW YORK STATE, CONVERTERS LISTED ARE LEGAL FOR FEDERAL/EPA EMISSION VEHICLES ONLY

◆ If welded assembly, replace all required parts.  
# Modifications and/or additional parts required.

37 Fits All Emissions Vehicles.

# SUBARU Impreza

(422) 2007-06 4 CYL. IMPREZA w/2.5L ENG. (NATURALLY ASPIRATED)  
 2007-06 4 CYL. IMPREZA OUTBACK SPORT w/2.5L ENG.

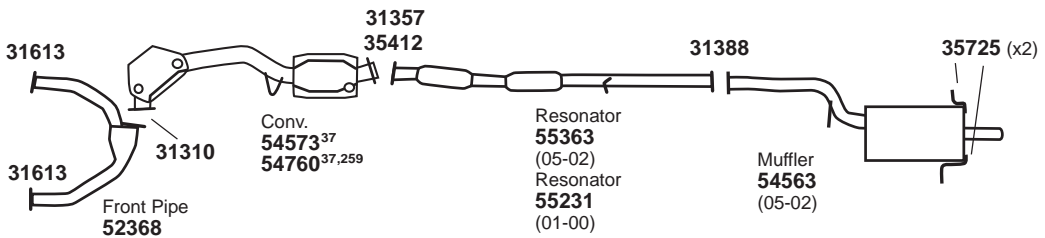


GENERAL INFORMATION

PASSENGER CAR

LIGHT TRUCK

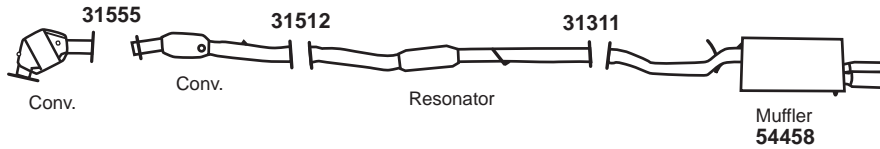
(423) 2005-02 4 CYL. IMPREZA OUTBACK, OUTBACK SPORT w/2.5L ENG.  
 2005-00 4 CYL. IMPREZA RS w/2.5L ENG.  
 2004-02 4 CYL. IMPREZA TS w/2.5L ENG.



MUFFLER SPECS.

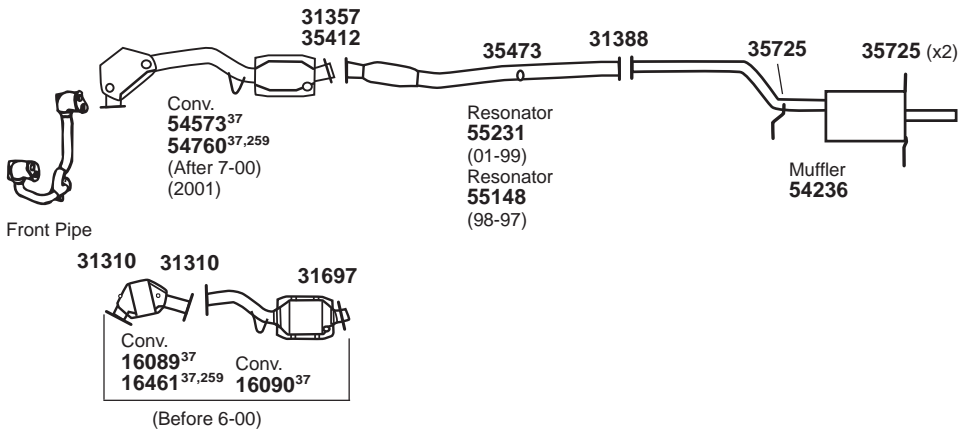
OPTIONAL MUFFLERS

(424) 2004-02 4 CYL. IMPREZA WRX w/2.0L ENG.



ACCESSORIES

(425) 2001-96 4 CYL. IMPREZA w/ 2.2L ENG.



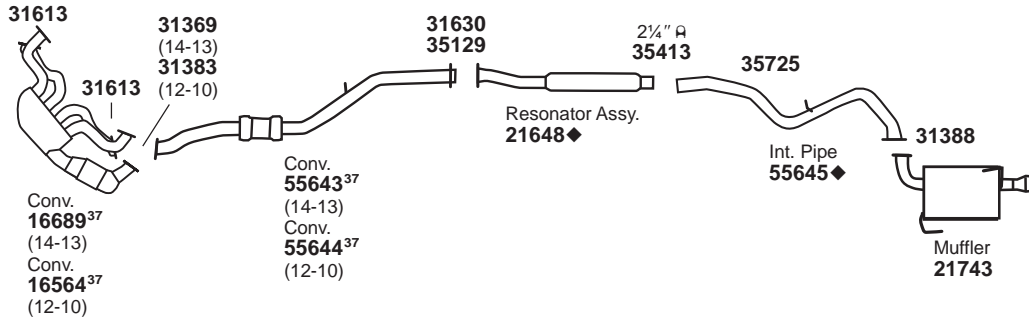
FOOTNOTES

31310 Gskt.	31311 Gskt.	31357 Gskt.	31383 Gskt.	31388 Gskt.	31512 Gskt.	31534 Gskt.	31555 Gskt.	31613 Gskt.	31615 Gskt.	31697 Gskt.	35129 Bolt Kit	35412 Bolt Kit	35473 Ins.

NOT LEGAL FOR SALE IN STATE OF CALIFORNIA  
 IN NEW YORK STATE, CONVERTERS LISTED ARE LEGAL FOR FEDERAL/EPA EMISSION VEHICLES ONLY

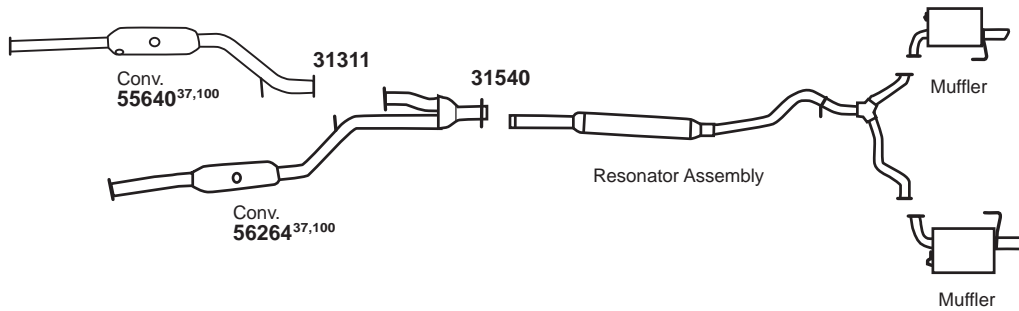
# SUBARU Legacy

(426) 2014-10 4 CYL. LEGACY w/2.5L ENG. (EXC. TURBO)

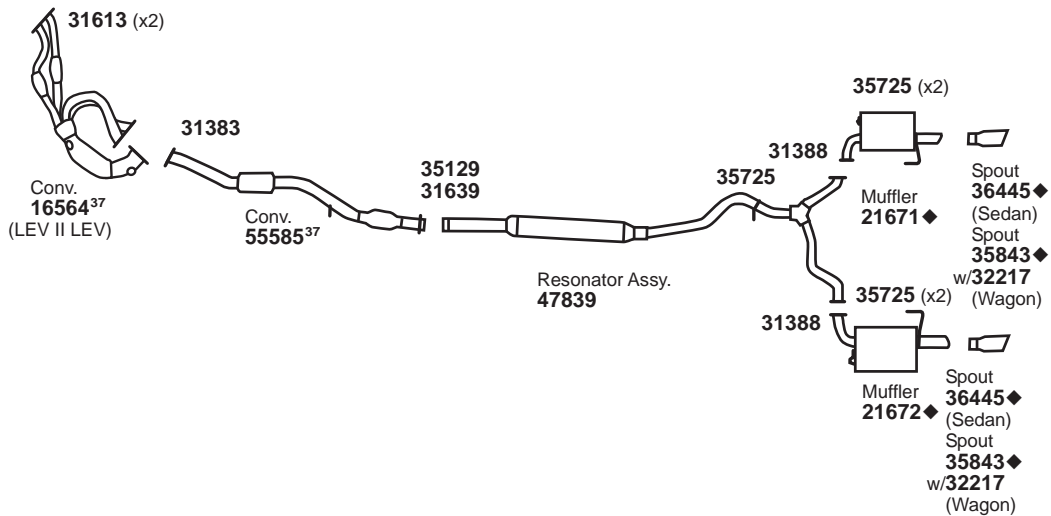


For 55644: Univ. Conv. 93253#

(427) 2013-10 6 CYL. LEGACY w/3.6L ENG., LEV II LEV



(428) 2009-06 4 CYL. LEGACY w/2.5L ENG. (EXC. TURBO)



For 55585: Univ. Conv. 93253#

31311 Gskt.	31369 Gskt.	31383 Gskt.	31388 Gskt.	31540 Gskt.	31613 Gskt.	31630 Gskt.	31639 Gskt.	35129 Bolt Kit	35725 Insl.				

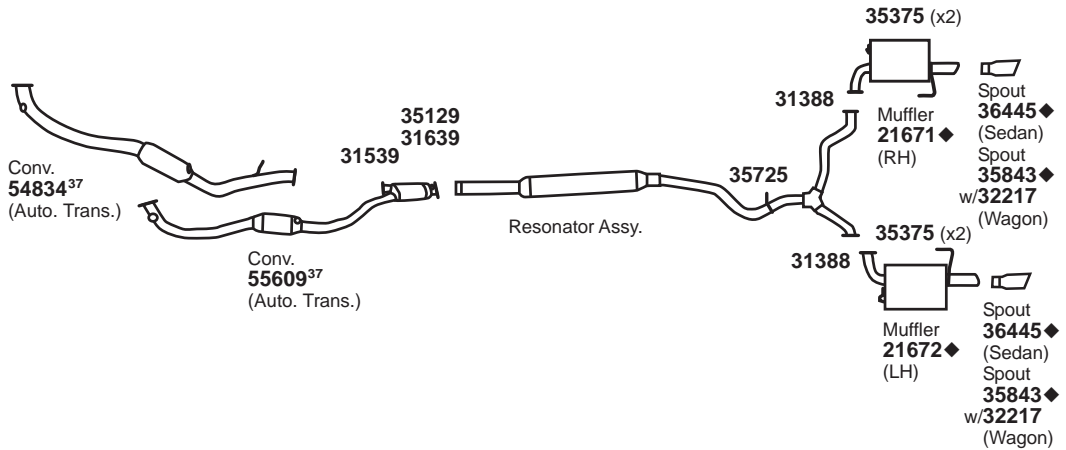
NOT LEGAL FOR SALE IN STATE OF CALIFORNIA  
IN NEW YORK STATE, CONVERTERS LISTED ARE LEGAL FOR FEDERAL/EPA EMISSION VEHICLES ONLY

166 ♦ If welded assembly, replace all required parts.  
# Modifications and/or additional parts required.

37 Fits All Emissions Vehicles.  
100 Ultra Converter.

# SUBARU Legacy

(429) 2005 4 CYL. LEGACY w/2.5L NON-TURBO ENG. w/SULEV (3 CONVERTER BODIES)

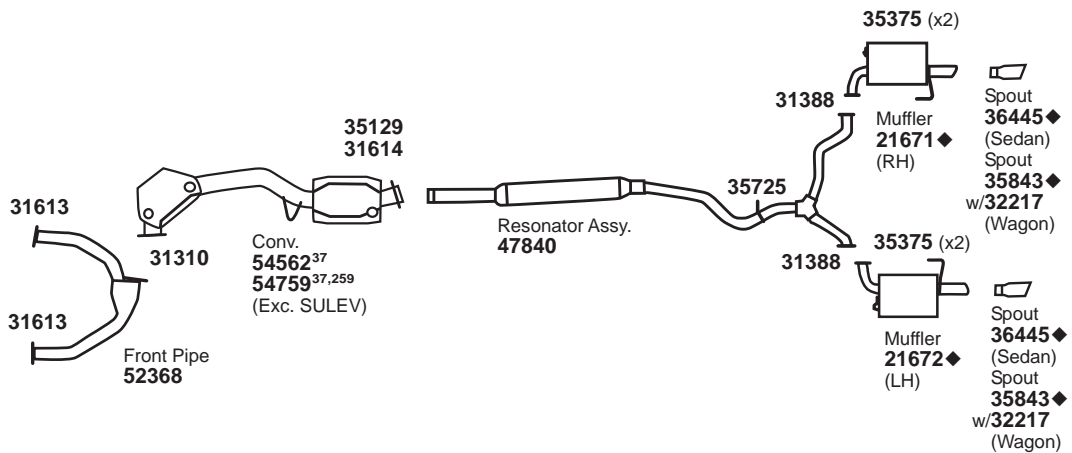


GENERAL INFORMATION

PASSENGER CAR

LIGHT TRUCK

(430) 2005 4 CYL. LEGACY w/2.5L ENG. (EXC. TURBO) TWO CONVERTER BODIES

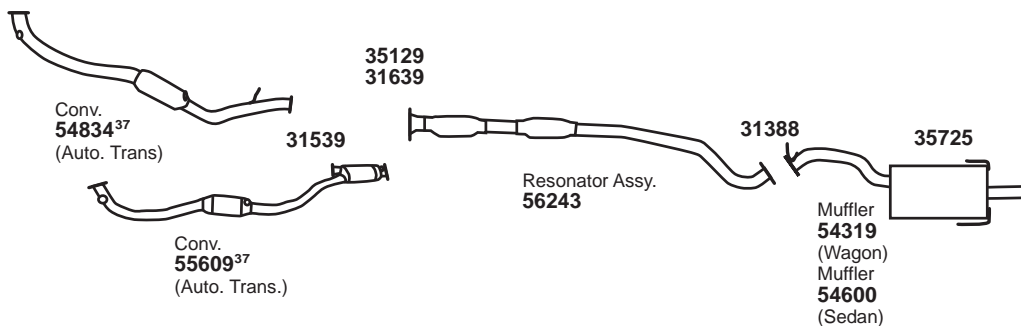


MUFFLER SPECS.

OPTIONAL MUFFLERS

ACCESSORIES

(431) 2004 4 CYL. LEGACY w/2.5L (3 CONVERTER BODIES)



FOOTNOTES

31310 Gskt.	31388 Gskt.	31539 Gskt.	31613 Gskt.	31614 Gskt.	31639 Gskt.	35129 Bolt Kit	35375 Insulator	35725 Insl.						

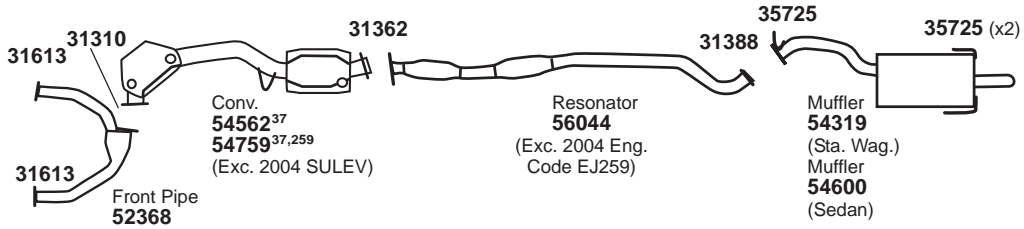
NOT LEGAL FOR SALE IN STATE OF CALIFORNIA  
IN NEW YORK STATE, CONVERTERS LISTED ARE LEGAL FOR FEDERAL/EPA EMISSION VEHICLES ONLY

◆ If welded assembly, replace all required parts.  
37 Fits All Emissions Vehicles.

259 Optional Part Number - Extra Precious Metal Loading.

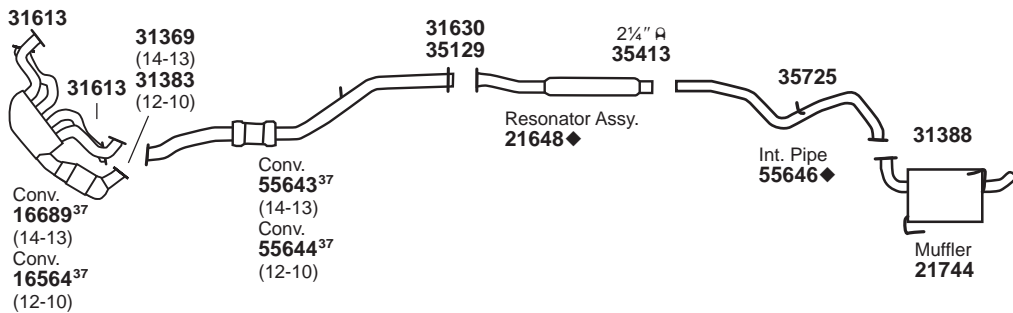
# SUBARU Legacy

(432) 2004-00 4 CYL. LEGACY w/2.5L ENG. (TWO CONVERTER BODIES)



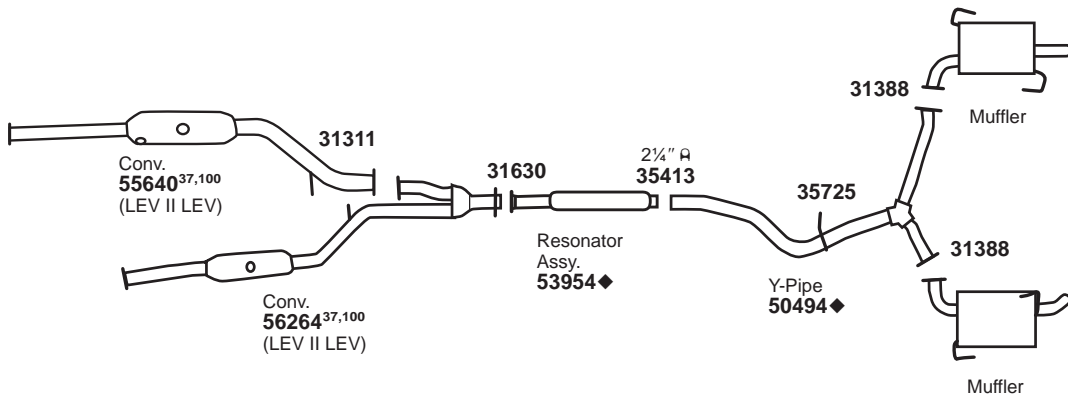
# SUBARU Outback

(433) 2014-10 4 CYL. OUTBACK w/2.5L ENG. (EXC. TURBO)



For 55644: Univ. Conv. 93253#

(434) 2014-10 6 CYL. OUTBACK w/3.6L ENG.



31310 Gskt.	31311 Gskt.	31362 Gskt.	31369 Gskt.	31383 Gskt.	31388 Gskt.	31613 Gskt.	31630 Gskt.	35129 Bolt Kit	35725 Insl.				

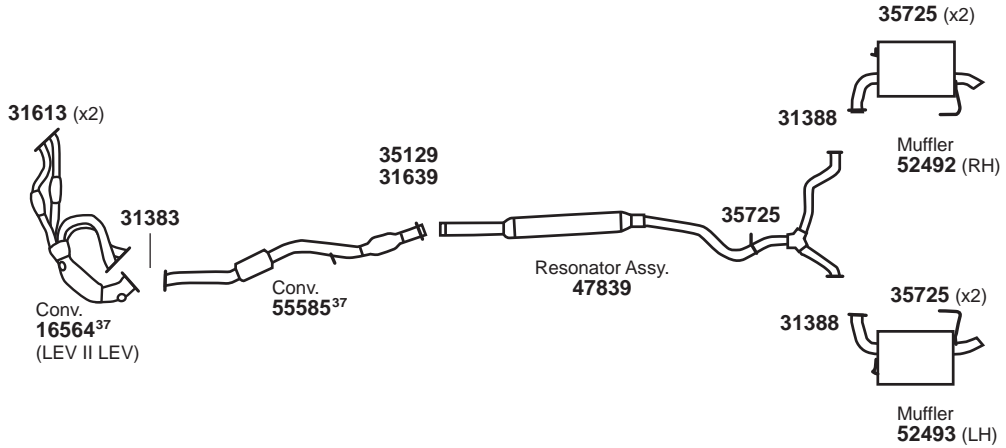
NOT LEGAL FOR SALE IN STATE OF CALIFORNIA  
IN NEW YORK STATE, CONVERTERS LISTED ARE LEGAL FOR FEDERAL/EPA EMISSION VEHICLES ONLY

- ◆ If welded assembly, replace all required parts.
- # Modifications and/or additional parts required.
- 168 Fits All Emissions Vehicles.
- 37 Fits All Emissions Vehicles.

- 100 Ultra Converter.
- 259 Optional Part Number - Extra Precious Metal Loading.

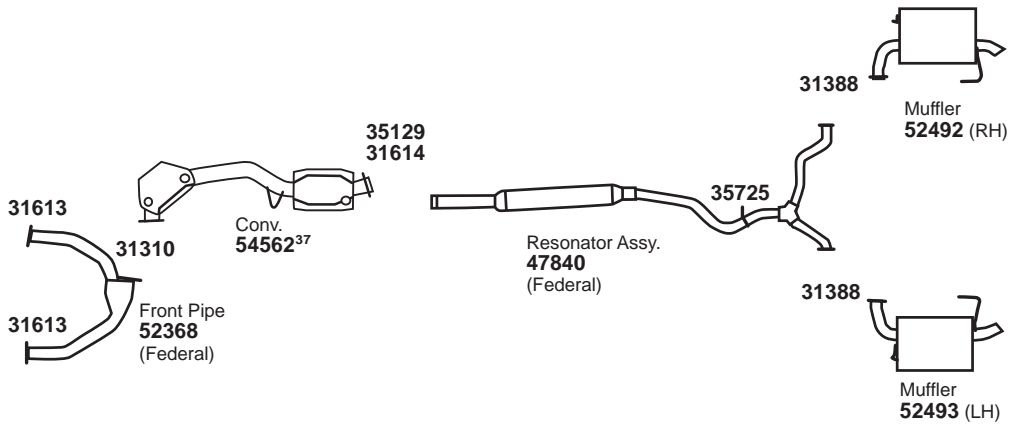
# SUBARU Outback

(435) 2009-06 4 CYL. OUTBACK w/2.5L ENG. (EXC. TURBO)

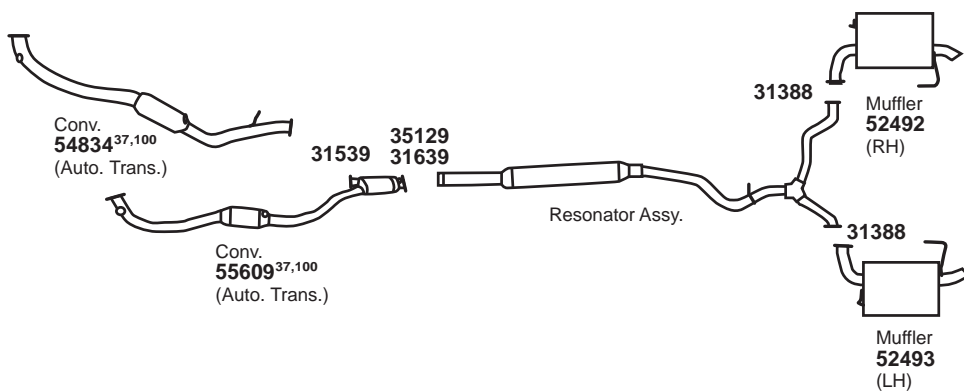


For 55585: Univ. Conv. 93253#

(436) 2005 4 CYL. OUTBACK w/2.5L ENG. (EXC. TURBO) (TWO CONVERTER BODIES)



(437) 2005 4 CYL. OUTBACK w/2.5L NON-TURBO ENG. w/SULEV (3 CONVERTER BODIES)



31310 Gskt.	31383 Gskt.	31388 Gskt.	31539 Gskt.	31613 Gskt.	31614 Gskt.	31639 Gskt.	35129 Bolt Kit	35725 Insl.					

NOT LEGAL FOR SALE IN STATE OF CALIFORNIA  
IN NEW YORK STATE, CONVERTERS LISTED ARE LEGAL FOR FEDERAL/EPA EMISSION VEHICLES ONLY

# Modifications and/or additional parts required.  
37 Fits All Emissions Vehicles.

GENERAL INFORMATION

PASSENGER CAR

LIGHT TRUCK

MUFFLER SPECS.

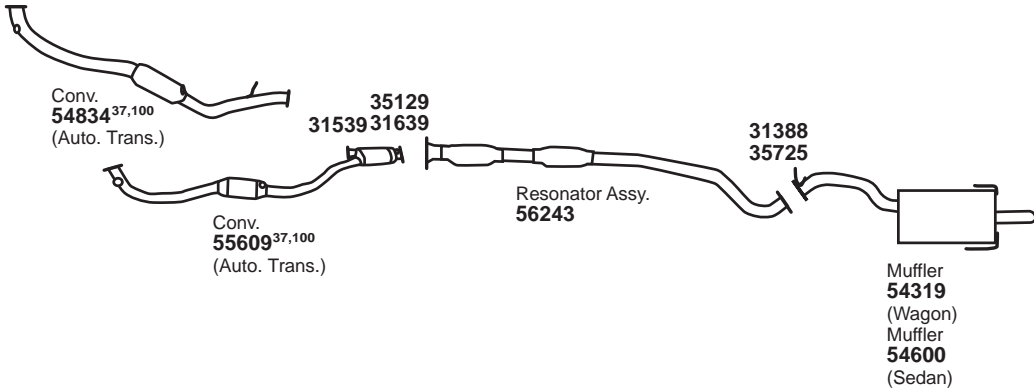
OPTIONAL MUFFLERS

ACCESSORIES

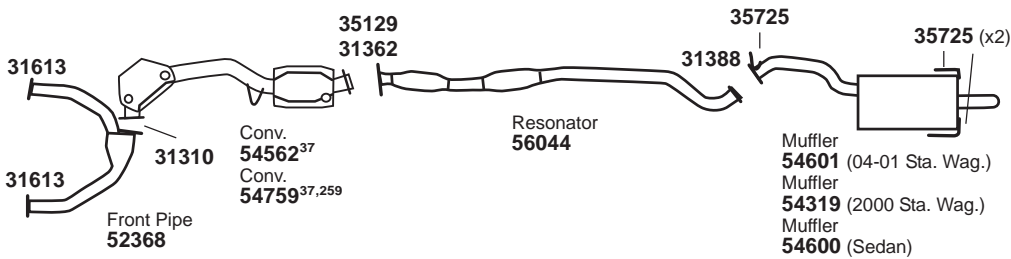
FOOTNOTES

# SUBARU Outback

(438) 2004 4 CYL. OUTBACK w/2.5L ENG. (3 CONVERTER BODIES)

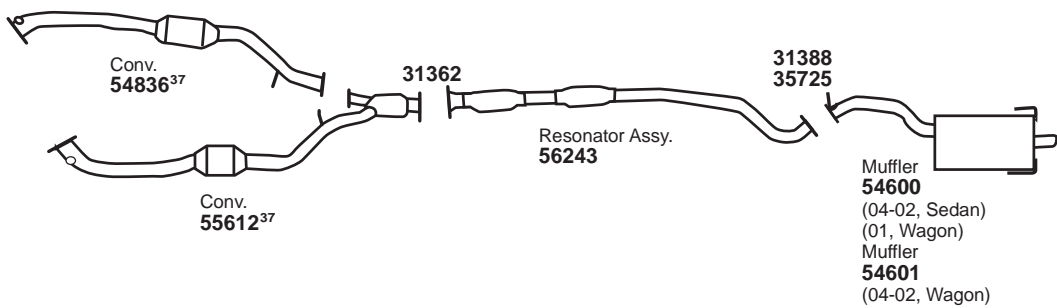


(439) 2004-00 4 CYL. OUTBACK w/2.5L ENG. (TWO CONVERTER BODIES)



For 54601: SoundFX 18967

(440) 2004-01 6 CYL. WAGON w/3.0L  
2004-02 6 CYL. SEDAN w/3.0L



For 54601: SoundFX 18967

31310 Gskt.	31362 Gskt.	31388 Gskt.	31539 Gskt.	31613 Gskt.	31639 Gskt.	35129 Bolt Kit	35725 Insl.											

NOT LEGAL FOR SALE IN STATE OF CALIFORNIA  
IN NEW YORK STATE, CONVERTERS LISTED ARE LEGAL FOR FEDERAL/EPA EMISSION VEHICLES ONLY

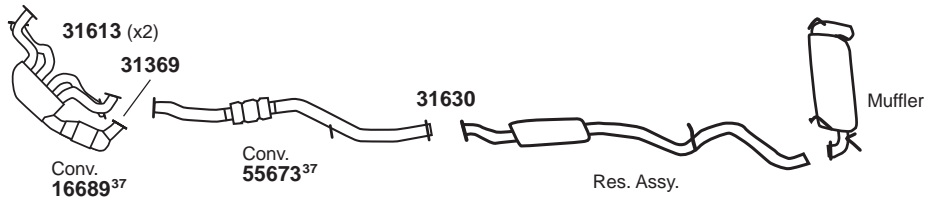
37 Fits All Emissions Vehicles.  
170 100 Ultra Converter.

259 Optional Part Number - Extra Precious Metal Loading.



# SUBARU XV Crosstrek

(441) 2016 4 CYL. CROSSTREK w/2.0L ENG. (EXC. HYBRID)  
 2015-13 4 CYL. XV CROSSTREK w/2.0L ENG. (EXC. HYBRID)

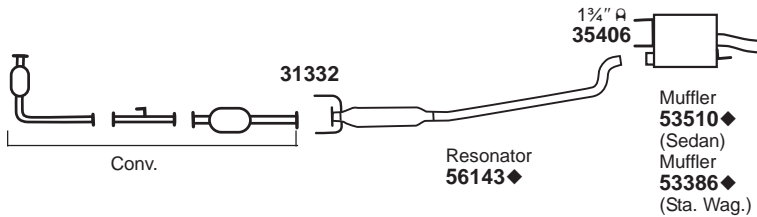


For 55673: Univ. Conv. 93253#

GENERAL INFORMATION  
 PASSENGER CAR

# SUZUKI Aerio

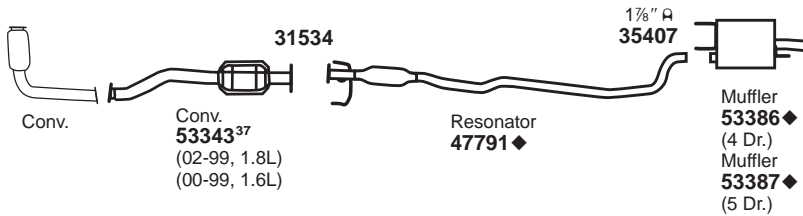
(442) 2003-02 4 CYL. SEDAN, WAGON w/2.0L (EXC. 2003 A.W.D.)



LIGHT TRUCK  
 MUFFLER SPECS.

# SUZUKI Esteem

(443) 2002-98 4 CYL. ESTEEM w/1.6L, 1.8L ENG.

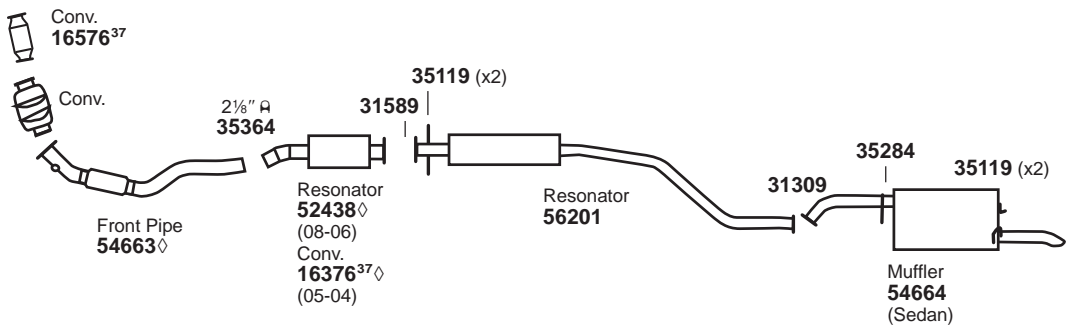


For 53343: Univ. Conv. 93236#

OPTIONAL MUFFLERS  
 ACCESSORIES

# SUZUKI Forenza

(444) 2008-04 4 CYL. FORENZA w/2.0L ENG.



31309 Gskt.	31332 Gskt.	31369 Gskt.	31534 Gskt.	31589 Gskt.	31613 Gskt.	31630 Gskt.	35119 Insl.	35284 Insl.						

FOOTNOTES

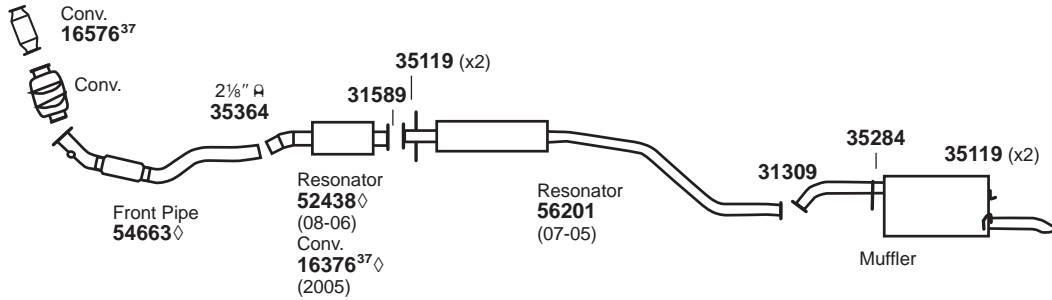
NOT LEGAL FOR SALE IN STATE OF CALIFORNIA  
 IN NEW YORK STATE, CONVERTERS LISTED ARE LEGAL FOR FEDERAL/EPA EMISSION VEHICLES ONLY

◇ If welded assembly, replace all required parts.  
 ◆ If welded assembly, replace all required parts.

# Modifications and/or additional parts required.  
 37 Fits All Emissions Vehicles.

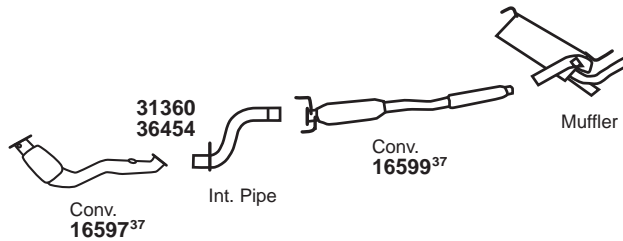
# SUZUKI Reno

(445) 2008-05 4 CYL. RENO w/2.0L ENG.



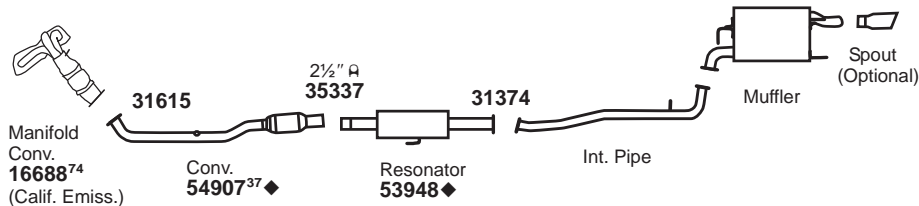
# SUZUKI SX4

(446) 2009-07 4 CYL. SX4 w/2.0L ENG.



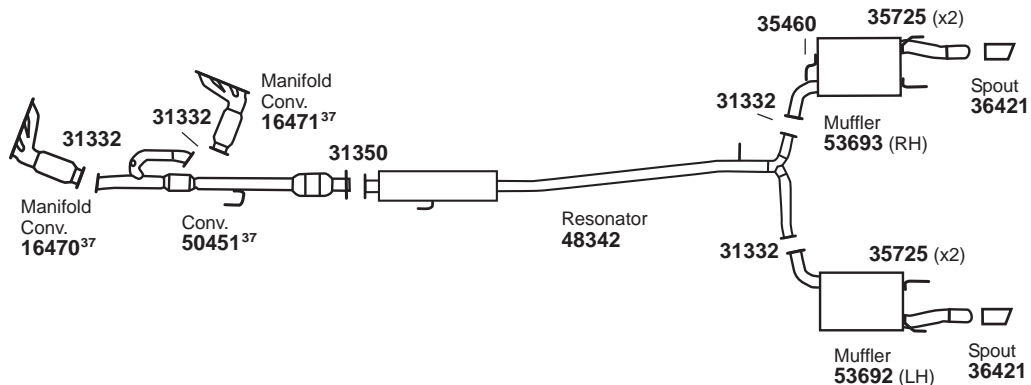
# TOYOTA Avalon

(447) 2015-13 4 CYL. AVALON w/2.5L ENG.



For 54907: Univ. Conv. 93253#

(448) 2012-05 6 CYL. AVALON w/3.5L ENG.



For 50451: Univ. Conv. 93253#

31309 Gskt.	31332 Gskt.	31350 Gskt.	31360 Gskt.	31374 Gskt.	31589 Gskt.	31615 Gskt.	35119 Insl.	35284 Insl.	35460 Insl.	35725 Insl.	36454 Bolt Kit		

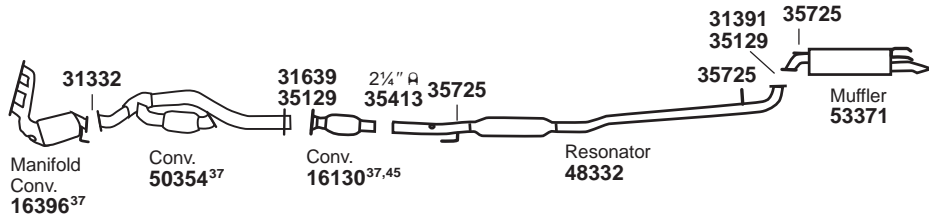
NOT LEGAL FOR SALE IN STATE OF CALIFORNIA  
IN NEW YORK STATE, CONVERTERS LISTED ARE LEGAL FOR FEDERAL/EPA EMISSION VEHICLES ONLY

- ◇ If welded assembly, replace all required parts.
- ◆ If welded assembly, replace all required parts.
- # Modifications and/or additional parts required.

- 37 Fits All Emissions Vehicles.
- 74 Fits California/50 State Emission Vehicles.

# TOYOTA Avalon

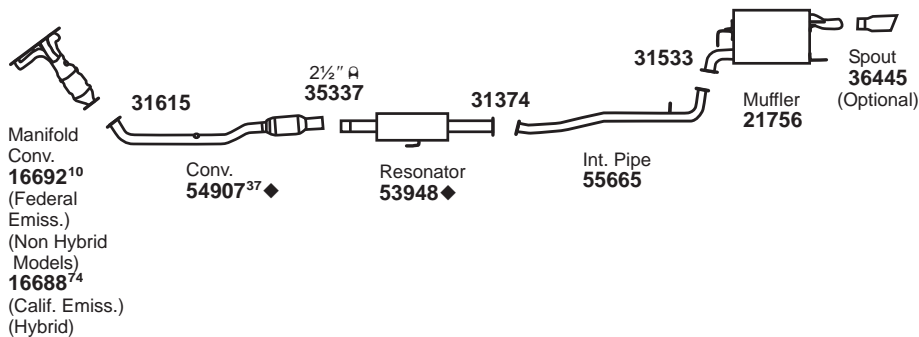
(449) 2004-00 6 CYL. AVALON, AVALON XL, XLS w/3.0L ENG.



For 16130: Univ. Conv. 93252#

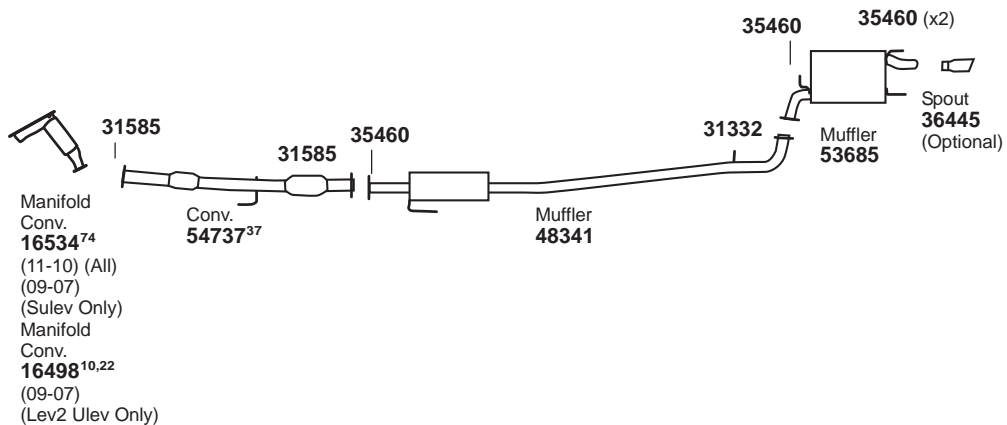
# TOYOTA Camry

(450) 2015-12 4 CYL. CAMRY w/2.5L ENG.



For 54907: Univ. Conv. 93253#

(451) 2011-07 4 CYL. CAMRY w/2.4L ENG.



31332 Gskt.	31374 Gskt.	31391 Gskt.	31533 Gskt.	31585 Gskt.	31615 Gskt.	31639 Gskt.	35129 Bolt Kit	35460 Insl.	35725 Insl.				

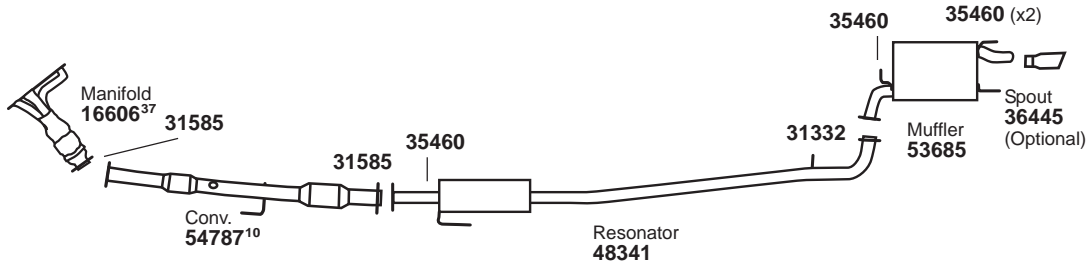
**NOT LEGAL FOR SALE IN STATE OF CALIFORNIA  
IN NEW YORK STATE, CONVERTERS LISTED ARE LEGAL FOR FEDERAL/EPA EMISSION VEHICLES ONLY**

- ◆ If welded assembly, replace all required parts.
- # Modifications and/or additional parts required.
- 10 Fits Federal/EPA Emission Vehicles.
- 22 Includes Gasket.
- 37 Fits All Emissions Vehicles.

- 45 OE exhaust system is completely welded. Additional adapters and cutting the OE pipes may be required to complete installation. Only failed Converters may be replaced.
- 74 Fits California/50 State Emission Vehicles.

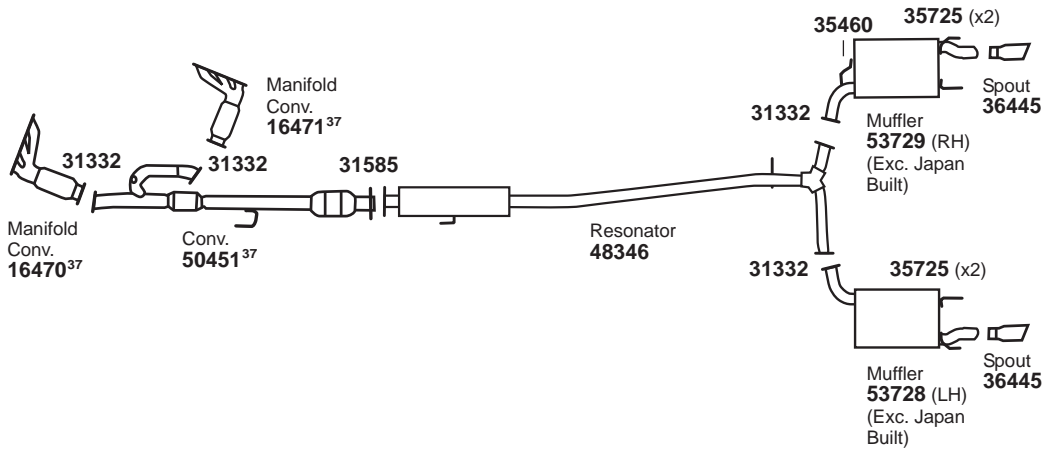
# TOYOTA Camry

(452) 2011-10 4 CYL. CAMRY w/2.5L ENG.



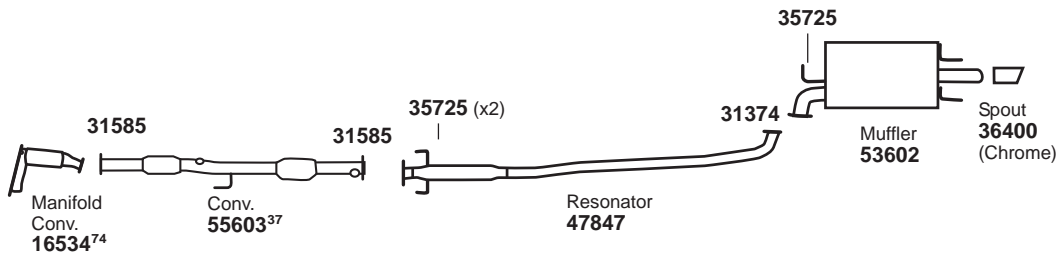
For 54787: Univ. Conv. 93253#

(453) 2011-07 6 CYL. CAMRY w/3.5L ENG.



For 50451: Univ. Conv. 93253#

(454) 2006-03 4 CYL. CAMRY w/2.4L ENG., PZEV/SULEV ONLY



For 53602: SoundFX 18885  
For 55603: Univ. Conv. 93252#

31332 Gskt.	31374 Gskt.	31585 Gskt.	35460 Insl.	35725 Insl.									

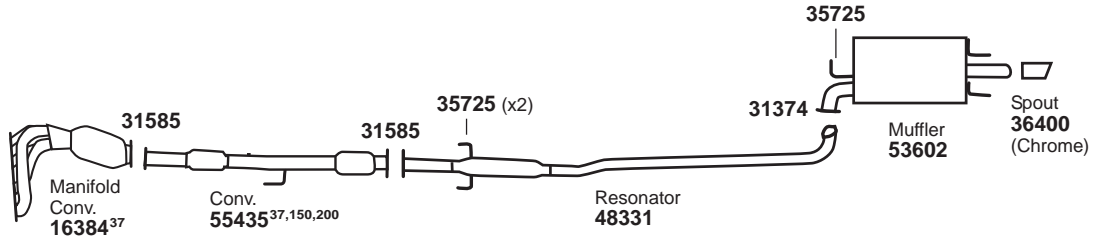
NOT LEGAL FOR SALE IN STATE OF CALIFORNIA  
IN NEW YORK STATE, CONVERTERS LISTED ARE LEGAL FOR FEDERAL/EPA EMISSION VEHICLES ONLY

174 # Modifications and/or additional parts required.  
10 Fits Federal/EPA Emission Vehicles.

37 Fits All Emissions Vehicles.  
74 Fits California/50 State Emission Vehicles.

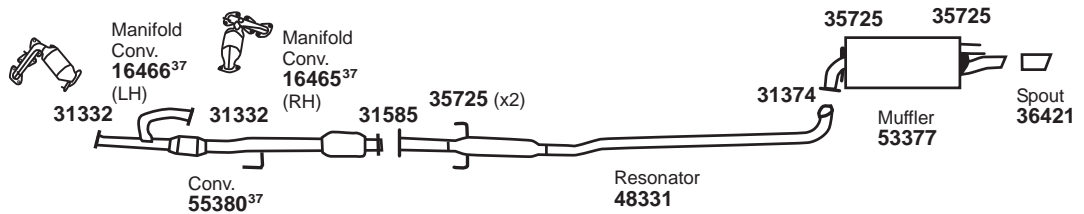
# TOYOTA Camry

(455) 2006-02 4 CYL. CAMRY w/2.4L ENG., ULEV ONLY



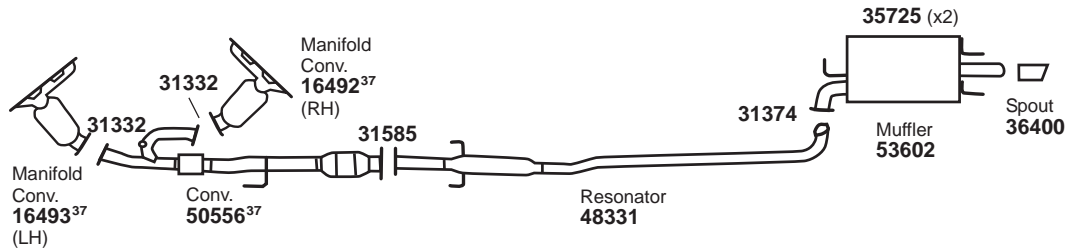
For 53602: SoundFX 18885  
For 55435: Univ. Conv. 93252#

(456) 2006-02 6 CYL. CAMRY w/3.0L ENG.



For 55380: Univ. Conv. 93237#

(457) 2006-04 6 CYL. CAMRY w/3.3L ENG.



For 53602: SoundFX 18885

31332 Gskt.	31374 Gskt.	31585 Gskt.	35725 Insl.																

NOT LEGAL FOR SALE IN STATE OF CALIFORNIA  
IN NEW YORK STATE, CONVERTERS LISTED ARE LEGAL FOR FEDERAL/EPA EMISSION VEHICLES ONLY

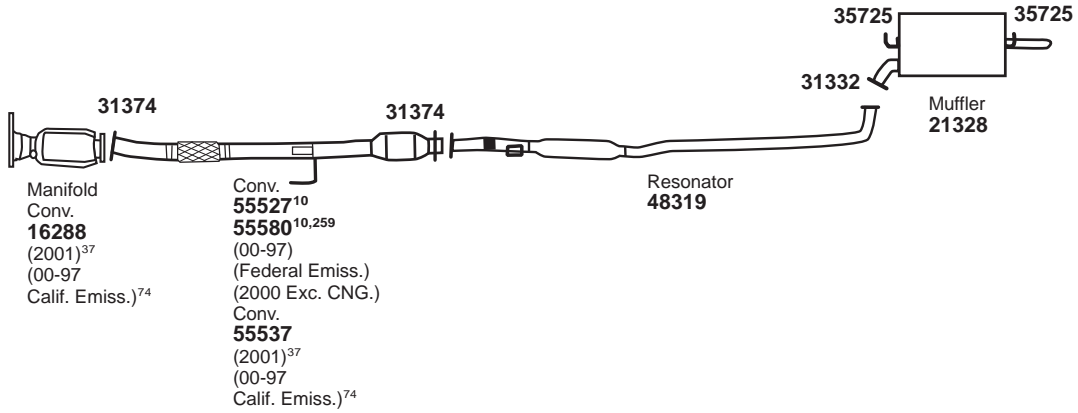
# Modifications and/or additional parts required.  
37 Fits All Emissions Vehicles.

150 If oxygen sensor not used, Plug 35299 is required.  
200 Reuse O.E. Bracket.

- GENERAL INFORMATION
- PASSENGER CAR
- LIGHT TRUCK
- MUFFLER SPECS.
- OPTIONAL MUFFLERS
- ACCESSORIES
- FOOTNOTES

# TOYOTA Camry

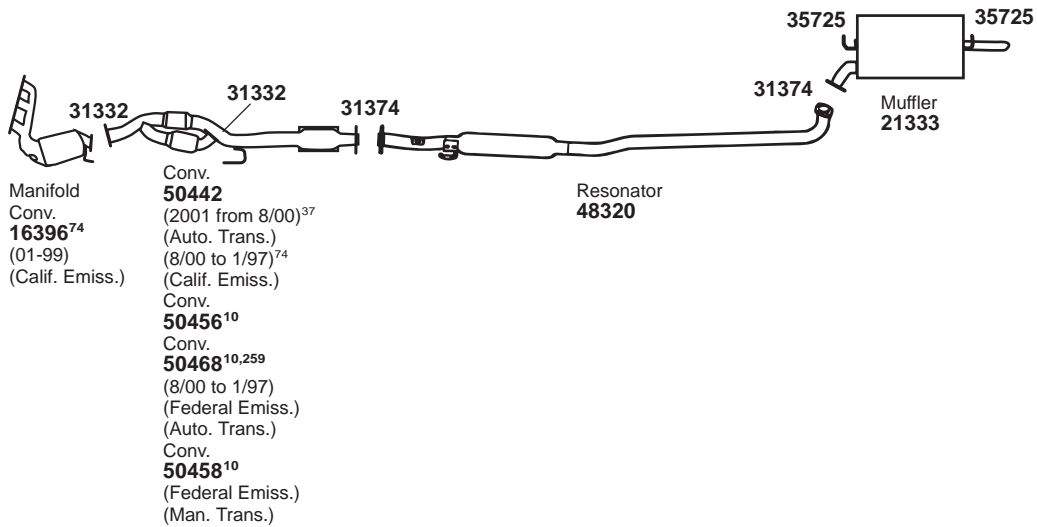
(458) 2001-97 4 CYL. CAMRY w/2.2L ENG. (EXC. CNG)



For 21328: SoundFX 18903

Univ. SoundFX 18101#

(459) 2001-97 6 CYL. CAMRY w/3.0L ENG.



For 21333: SoundFX 18969

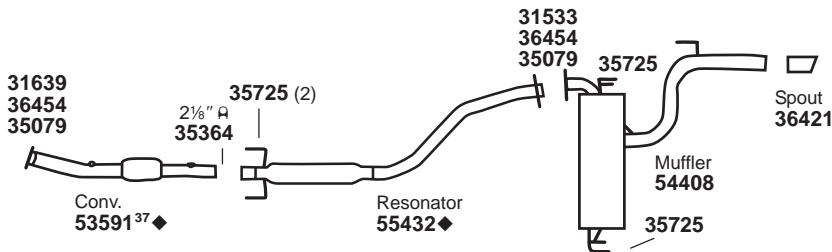
Super Turbo 17731#

Ultra Flo SS 17282#

For 50442: Univ. Conv. 93252#

# TOYOTA Celica

(460) 2005-00 4 CYL. CELICA GT w/1.8L (1ZZFE) ENG.



For 53591: Univ. Conv. 93252#

31332 Gskt.	31374 Gskt.	31533 Gskt.	31639 Gskt.	35079 Hex Nut	35725 Insl.	36454 Bolt Kit									

NOT LEGAL FOR SALE IN STATE OF CALIFORNIA  
IN NEW YORK STATE, CONVERTERS LISTED ARE LEGAL FOR FEDERAL/EPA EMISSION VEHICLES ONLY

◆ If welded assembly, replace all required parts.

# Modifications and/or additional parts required.

10 Fits Federal/EPA Emission Vehicles.

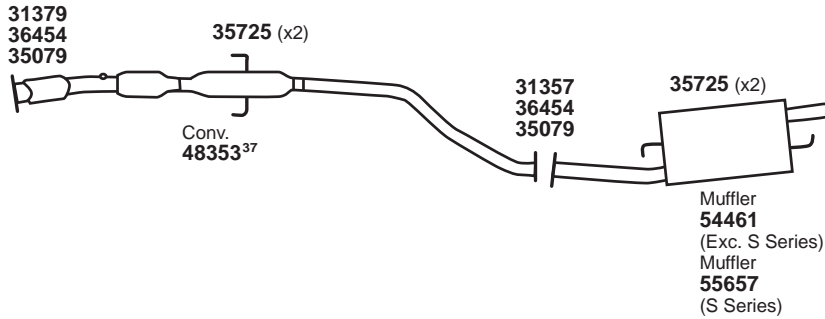
37 Fits All Emissions Vehicles.

74 Fits California/50 State Emission Vehicles.

259 Optional Part Number - Extra Precious Metal Loading.

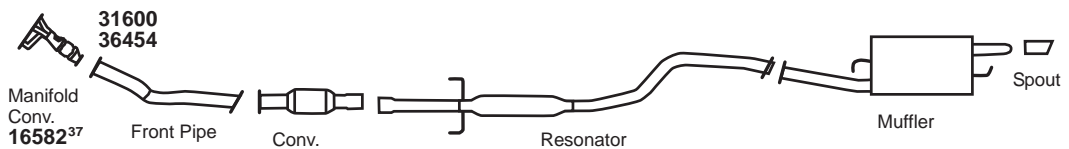
# TOYOTA Corolla

## (461) 2013-09 4 CYL. COROLLA w/1.8L ENG.

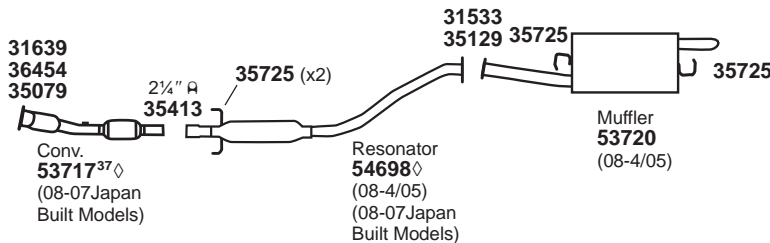


For 54461: SoundFX 18930

## (462) 2011-09 4 CYL. COROLLA w/2.4L ENG.

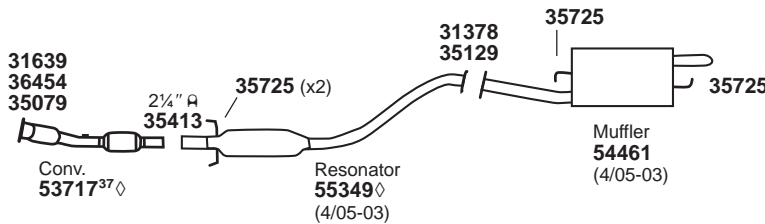


## (463) 2008-05 4 CYL. COROLLA w/1.8L ENG. (ENG. CODE 1ZZFE) AFTER 4/05



**NOTE:** To connect 53717 to original resonator pipe assembly  
 1) Cut original pipe 2" upstream of resonator pipe weld seam.  
 2) Connect pipes using 41948 connector & 35413 clamps

## (464) 2005-03 4 CYL. COROLLA w/1.8L ENG. (ENG. CODE 1ZZFE) BEFORE 4/05



**NOTE:** To connect 53717 to original resonator pipe assembly  
 1) Cut original pipe 2" upstream of resonator pipe weld seam.  
 2) Connect pipes using 41948 connector & 35413 clamps

For 54461: SoundFX 18930

31357 Gskt.	31378 Gskt.	31379 Gskt.	31533 Gskt.	31600 Gskt.	31639 Gskt.	35079 Hex Nut	35129 Bolt Kit	35725 Insl.	36454 Bolt Kit				

NOT LEGAL FOR SALE IN STATE OF CALIFORNIA  
 IN NEW YORK STATE, CONVERTERS LISTED ARE LEGAL FOR FEDERAL/EPA EMISSION VEHICLES ONLY

◇ If welded assembly, replace all required parts.

37 Fits All Emissions Vehicles.

GENERAL  
INFORMATION

PASSENGER  
CAR

LIGHT  
TRUCK

MUFFLER  
SPECS.

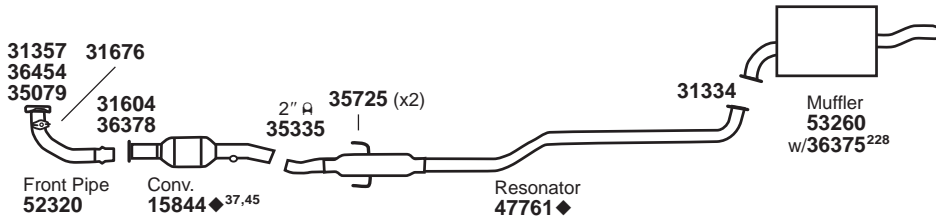
OPTIONAL  
MUFFLERS

ACCESSORIES

FOOTNOTES

# TOYOTA Corolla

(465) 2002-98 4 CYL. COROLLA w/1.8L ENG.

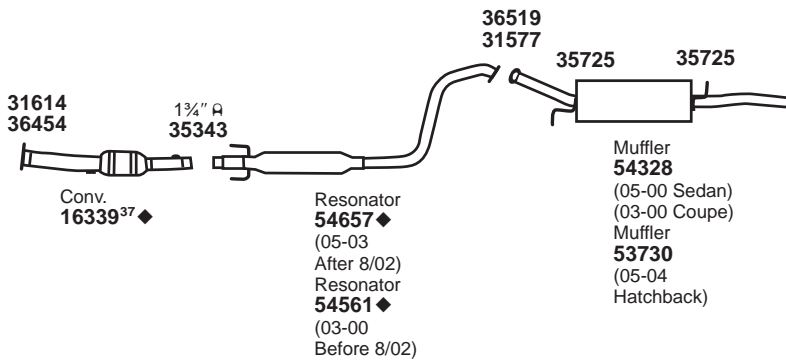


For 15844: Univ. Conv. 93251#  
For 53260: SoundFX 18597

Univ. SoundFX 18150#

# TOYOTA Echo

(466) 2005-00 4 CYL. ECHO w/1.5L ENG.

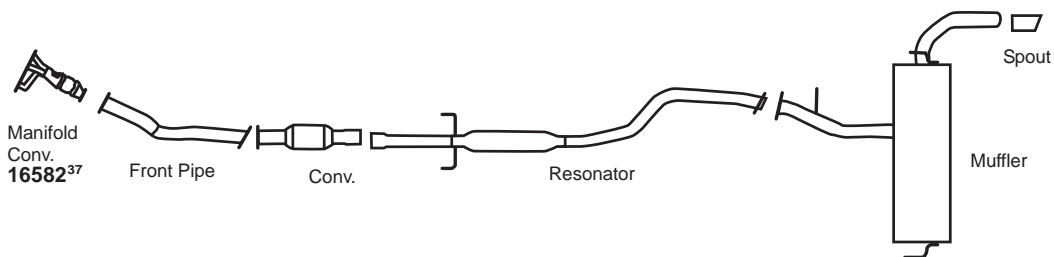


**NOTE: To connect 16339 to original resonator pipe assembly:**  
1) Cut original pipe 2½" downstream of last downstream O2 sensor.  
2) Connect pipes using bushing connector & 35343 clamps.

For 16339: Univ. Conv. 93250#  
For 54328: SoundFX 18961

# TOYOTA Matrix

(467) 2013-09 4 CYL. MATRIX w/2.4L ENG.



31334 Gskt.	31357 Gskt.	31577 Gskt.	31604 Gskt.	31614 Gskt.	31676 Gskt.	35079 Hex Nut	35725 Insl.	36375 Strap	36378 Clmp.	36454 Bolt Kit	36519 Clamp		

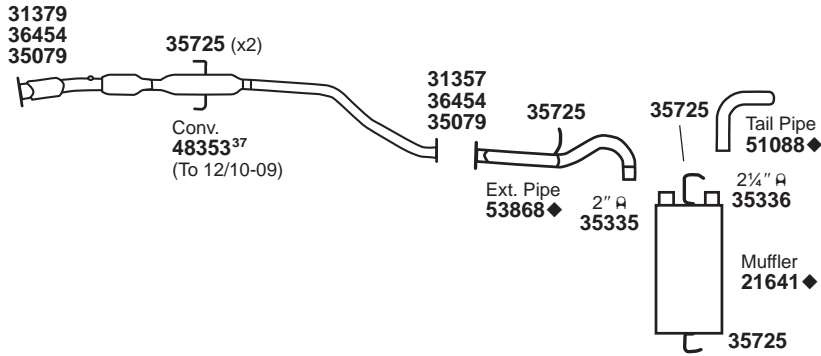
**NOT LEGAL FOR SALE IN STATE OF CALIFORNIA  
IN NEW YORK STATE, CONVERTERS LISTED ARE LEGAL FOR FEDERAL/EPA EMISSION VEHICLES ONLY**

◆ If welded assembly, replace all required parts.  
# Modifications and/or additional parts required.  
37 Fits All Emissions Vehicles.

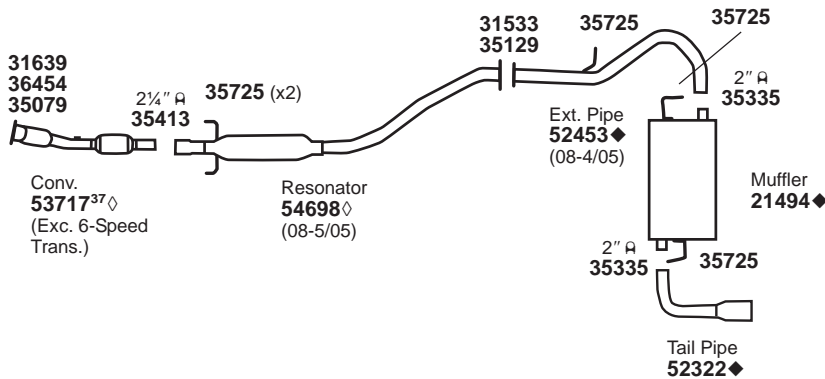
45 OE exhaust system is completely welded. Additional adapters and cutting the OE pipes may be required to complete installation. Only failed Converters may be replaced.  
228 Will not fit on O.E. Muffler.



**(468) 2012-09 4 CYL. MATRIX w/1.8L ENG.**



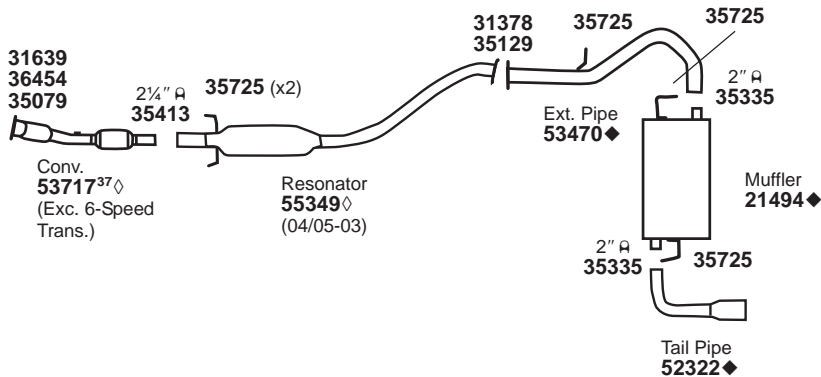
**(469) 2008-05 4 CYL. MATRIX, MATRIX XR w/1.8L, F.W.D. ONLY (EXC. XRS)**



**NOTE:** To connect 53717 to original resonator pipe assembly  
 1) Cut original pipe 2" upstream of resonator pipe weld seam.  
 2) Connect pipes using 41948 connector & 35413 clamps

For 21494: Univ. SoundFX 17877#

**(470) 2005-03 4 CYL. MATRIX, MATRIX XR w/1.8L, F.W.D., (EXC. XRS)**



**NOTE:** To connect 53717 to original resonator pipe assembly  
 1) Cut original pipe 2" upstream of resonator pipe weld seam.  
 2) Connect pipes using 41948 connector & 35413 clamps

For 21494: Univ. SoundFX 17877#

31357 Gskt.	31378 Gskt.	31379 Gskt.	31533 Gskt.	31639 Gskt.	35079 Hex Nut	35129 Bolt Kit	35725 Insl.	36454 Bolt Kit						

**NOT LEGAL FOR SALE IN STATE OF CALIFORNIA  
 IN NEW YORK STATE, CONVERTERS LISTED ARE LEGAL FOR FEDERAL/EPA EMISSION VEHICLES ONLY**

◇ If welded assembly, replace all required parts.  
 ◆ If welded assembly, replace all required parts.

# Modifications and/or additional parts required.  
 37 Fits All Emissions Vehicles.

GENERAL INFORMATION

PASSENGER CAR

LIGHT TRUCK

MUFFLER SPECS.

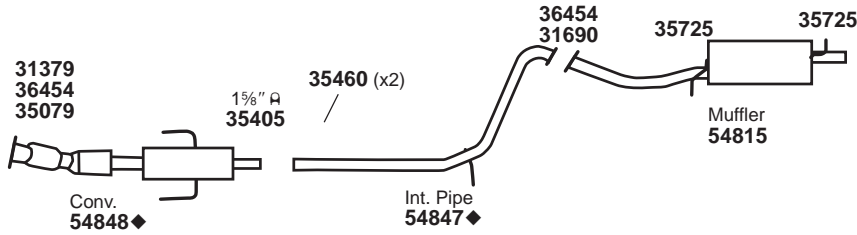
OPTIONAL MUFFLERS

ACCESSORIES

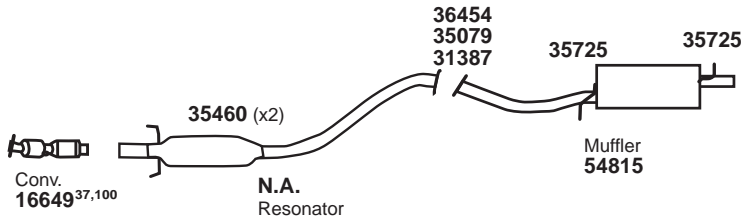
FOOTNOTES

# TOYOTA Prius

**(471) 2014-10 4 CYL. PRIUS w/1.8L ENG. WITHOUT HEAT RECYCLE SYSTEM**



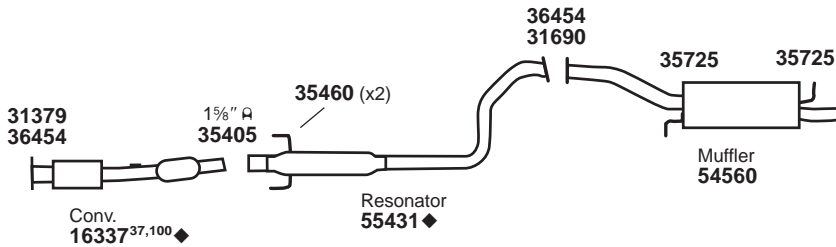
**(472) 2014-10 4 CYL. PRIUS w/1.8L ENG. WITH HEAT RECYCLE SYSTEM, PRIUS PHV**



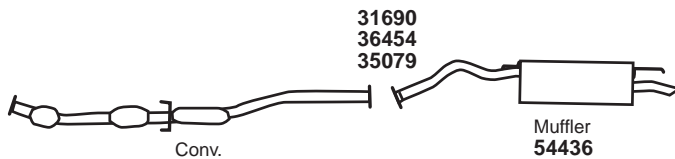
**NOTE: To Connect 16649 to OE Heat Recycle Assembly:**

- 1) Cut at appropriate location.
- 2) Overlap 16649 onto the inlet of the remaining stub of OE Heat Recycle Assembly.

**(473) 2009-04 4 CYL. PRIUS w/1.5L ENG.**



**(474) 2003-01 4 CYL. PRIUS w/1.5L ENG.**



31379 Gskt.	31387 Gskt.	31690 Gskt.	35079 Hex Nut	35460 Insl.	35725 Insl.	36454 Bolt Kit								

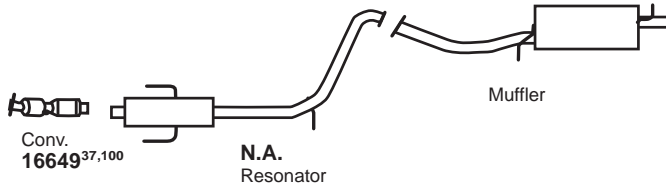
**NOT LEGAL FOR SALE IN STATE OF CALIFORNIA  
IN NEW YORK STATE, CONVERTERS LISTED ARE LEGAL FOR FEDERAL/EPA EMISSION VEHICLES ONLY**

◆ If welded assembly, replace all required parts.  
180 37 Fits All Emissions Vehicles.

100 Ultra Converter.

# TOYOTA Prius V

(475) 2014-12 4 CYL. PRIUS V w/1.8L ENG. WITH HEAT RECYCLE SYSTEM



**NOTE: To Connect 16649 to OE Heat Recycle Assembly:**  
 1) Cut at appropriate location.  
 2) Overlap 16649 onto the inlet of the remaining stub of OE Heat Recycle Assembly.

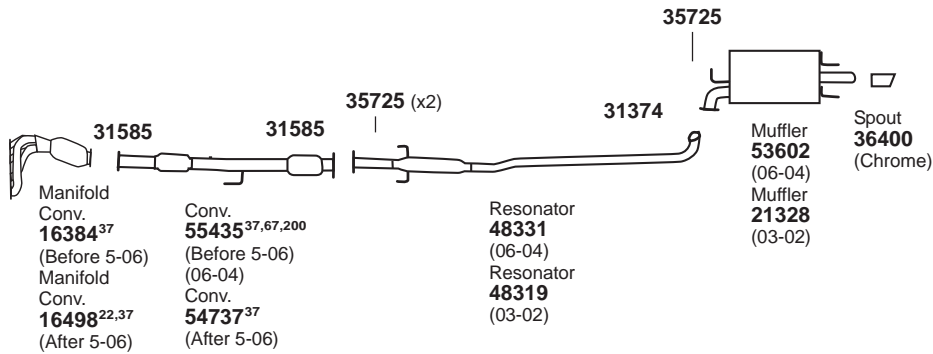
GENERAL INFORMATION

PASSENGER CAR

LIGHT TRUCK

# TOYOTA Solara

(476) 2008-02 4 CYL. SOLARA w/2.4L ENG.



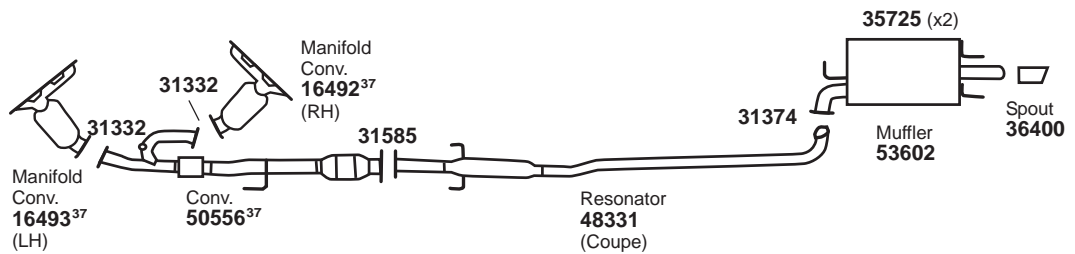
For 21328: SoundFX 18903 Univ. SoundFX 18101#  
 For 53602: SoundFX 18885  
 For 55435: Univ. Conv. 93252#

MUFFLER SPECS.

OPTIONAL MUFFLERS

ACCESSORIES

(477) 2008-04 6 CYL. SOLARA w/3.3L ENG.



For 53602: SoundFX 18885

FOOTNOTES

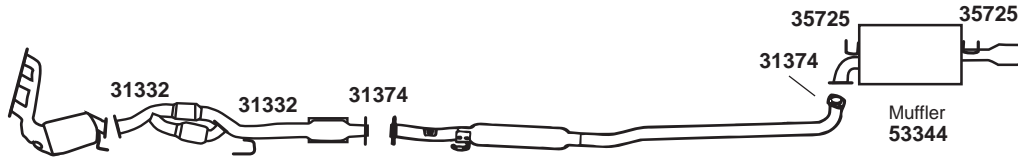
31332 Gskt.	31374 Gskt.	31585 Gskt.	35725 Insl.																

NOT LEGAL FOR SALE IN STATE OF CALIFORNIA  
 IN NEW YORK STATE, CONVERTERS LISTED ARE LEGAL FOR FEDERAL/EPA EMISSION VEHICLES ONLY

# Modifications and/or additional parts required.  
 22 Includes Gasket.  
 37 Fits All Emissions Vehicles.  
 67 Use Oxygen Sensor Plug 35299 at inlet end O2 Port if not required.  
 100 Ultra Converter.  
 200 Reuse O.E. Bracket.

# TOYOTA Solara

(478) 2003-99 6 CYL. SOLARA w/3.0L ENG.



Manifold  
Conv.  
16396<sup>74</sup>

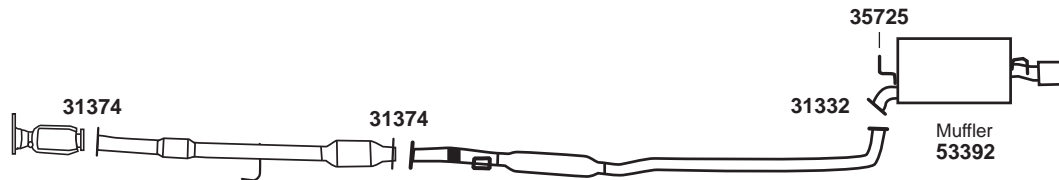
Conv.  
**50442**  
(03-01)<sup>37</sup>  
(00-99  
Calif. Emiss.)<sup>74</sup>  
(Auto. Trans.)  
Conv.  
**50456**<sup>10</sup>  
**50468**<sup>10,259</sup>  
(00-99)  
(Federal Emiss.)  
(Auto. Trans.)  
Conv.  
**50458**<sup>37</sup>  
(02-99)  
(Man. Trans.)

Resonator  
48320

Muffler  
53344

For 50442: Univ. Conv. 93252#

(479) 2001-99 4 CYL. SOLARA w/2.2L ENG.



Manifold  
Conv.  
16288  
(2001)<sup>37</sup>  
(00-99  
Calif. Emiss.)<sup>74</sup>

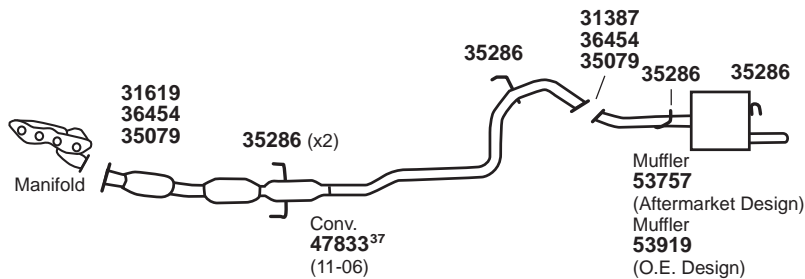
Conv.  
**55537**  
(2001)<sup>37</sup>  
(00-99  
Calif. Emiss.)<sup>74</sup>  
Conv.  
**55527**<sup>10</sup>  
**55580**<sup>10,259</sup>  
(Federal Emiss.)  
(00-99)

Resonator  
48319

Muffler  
53392

# TOYOTA Yaris

(480) 2015-06 4 CYL. YARIS HATCHBACK w/1.5L ENG



Manifold  
31619  
36454  
35079

35286 (x2)

Conv.  
47833<sup>37</sup>  
(11-06)

31387  
36454  
35079

35286 35286

Muffler  
53757  
(Aftermarket Design)  
Muffler  
53919  
(O.E. Design)

31332 Gskt.	31374 Gskt.	31387 Gskt.	31619 Gskt.	35079 Hex Nut	35286 Insl.	35725 Insl.	36454 Bolt Kit						

NOT LEGAL FOR SALE IN STATE OF CALIFORNIA  
IN NEW YORK STATE, CONVERTERS LISTED ARE LEGAL FOR FEDERAL/EPA EMISSION VEHICLES ONLY

# Modifications and/or additional parts required.

10 Fits Federal/EPA Emission Vehicles.

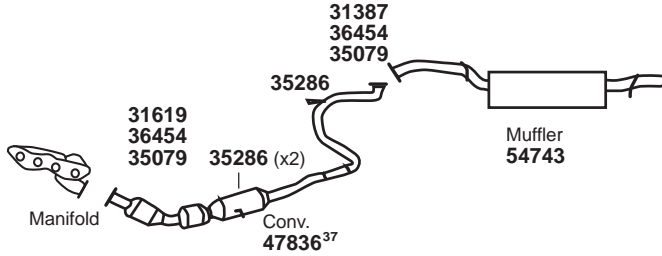
37 Fits All Emissions Vehicles.

74 Fits California/50 State Emission Vehicles.

259 Optional Part Number - Extra Precious Metal Loading.

# TOYOTA Yaris

(481) 2010-06 4 CYL. YARIS SEDAN w/1.5L ENG



For 47836: Univ. Conv. 93251#

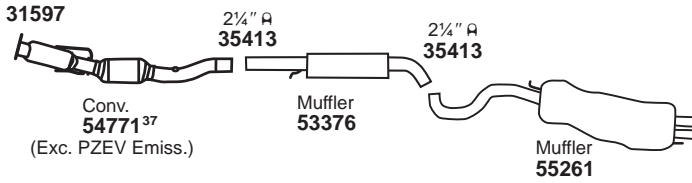
GENERAL INFORMATION

PASSENGER CAR

LIGHT TRUCK

# VOLKSWAGEN Beetle

(482) 2010-06 5 CYL. BEETLE w/2.5L ENG.

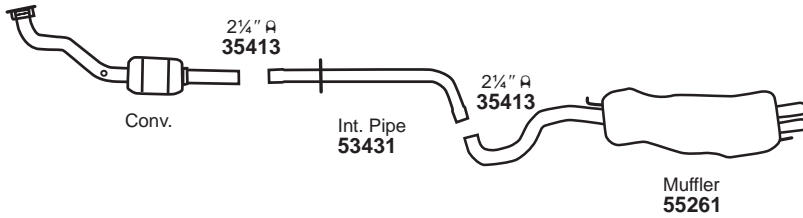


(Exc. PZEV Emiss.)

MUFFLER SPECS.

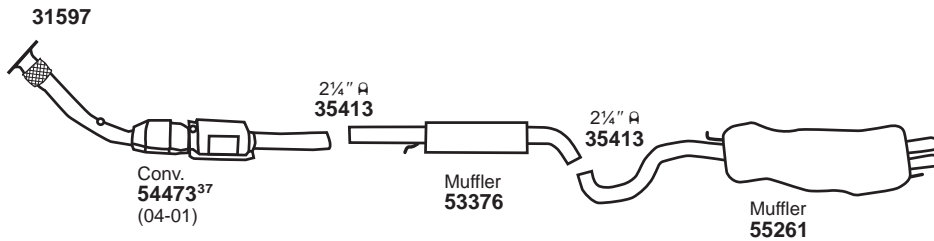
OPTIONAL MUFFLERS

(483) 2006-99 4 CYL. BEETLE w/1.9L ENG.



ACCESSORIES

(484) 2005-99 4 CYL. BEETLE w/1.8L ENG.



For 54473: Univ. Conv. 93267#

FOOTNOTES

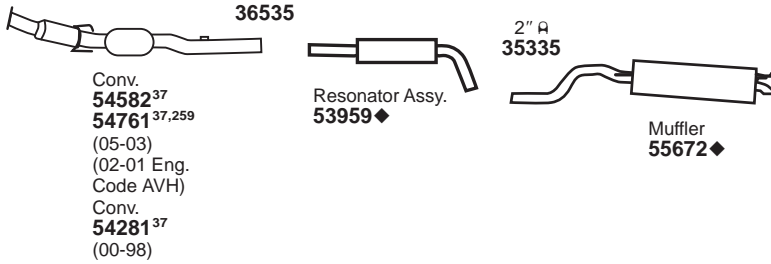
31387 Gskt.	31597 Gskt.	31619 Gskt.	35079 Hex Nut	35286 Insl.	36454 Bolt Kit														

NOT LEGAL FOR SALE IN STATE OF CALIFORNIA  
IN NEW YORK STATE, CONVERTERS LISTED ARE LEGAL FOR FEDERAL/EPA EMISSION VEHICLES ONLY

# VOLKSWAGEN Beetle

(485) 2005-98 4 CYL. BEETLE w/2.0L ENG.

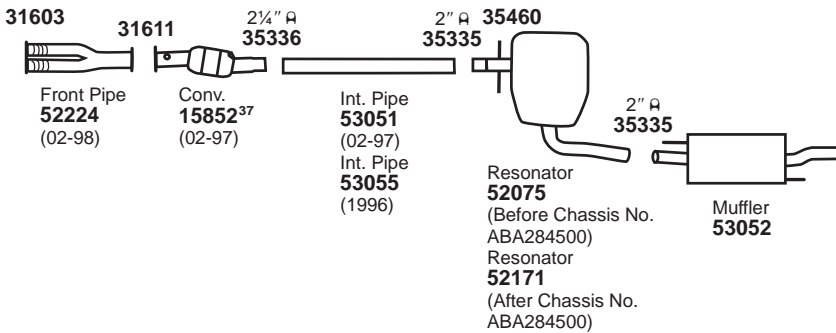
31649  
(02-01)  
31603  
(00-98)



For 54281: Univ. Conv. 93252#  
For 54582: Univ. Conv. 93252#

# VOLKSWAGEN Cabrio

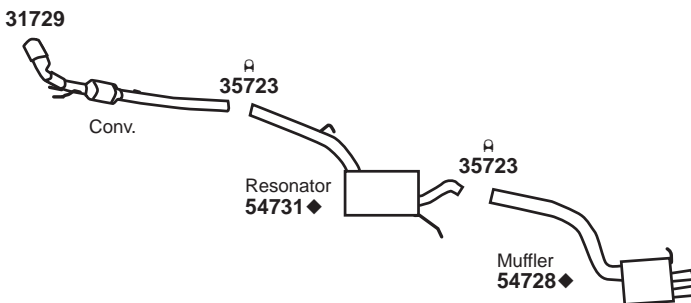
(486) 2002-96 4 CYL. CABRIO CONVERTIBLE w/2.0L ENG.



For 15852: Univ. Conv. 93252#  
For 53052: SoundFX 18856

# VOLKSWAGEN CC

(487) 2011-09 4 CYL. CC w/2.0L ENG.



31603 Gskt.	31611 Gskt.	31649 Gskt.	31729 Gskt.	35460 Insl.	36535 Clamp														

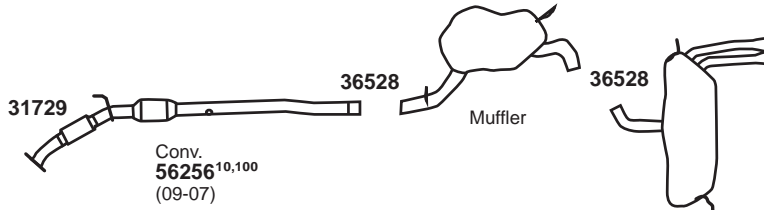
NOT LEGAL FOR SALE IN STATE OF CALIFORNIA  
IN NEW YORK STATE, CONVERTERS LISTED ARE LEGAL FOR FEDERAL/EPA EMISSION VEHICLES ONLY

184 ◆ If welded assembly, replace all required parts.  
# Modifications and/or additional parts required.

37 Fits All Emissions Vehicles.  
259 Optional Part Number - Extra Precious Metal Loading.

# VOLKSWAGEN EOS

(488) 2014-07 4 CYL. EOS w/2.0L ENG. TURBOCHARGED

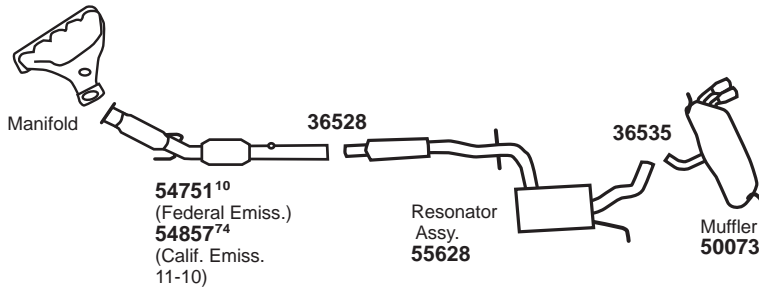


GENERAL INFORMATION

PASSENGER CAR

# VOLKSWAGEN Golf

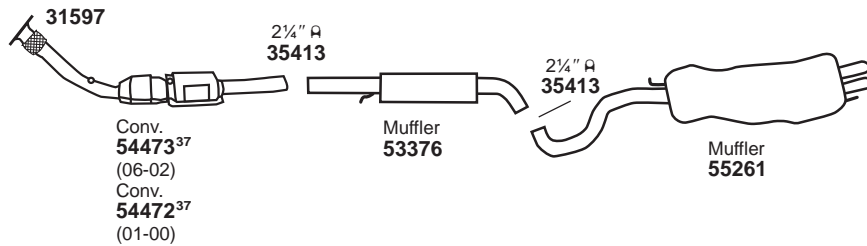
(489) 2014-10 5 CYL. GOLF w/2.5L ENG.



LIGHT TRUCK

MUFFLER SPECS.

(490) 2006-00 4 CYL. GOLF GTI w/1.8L ENG.  
2001-00 4 CYL. GOLF w/1.8L ENG.

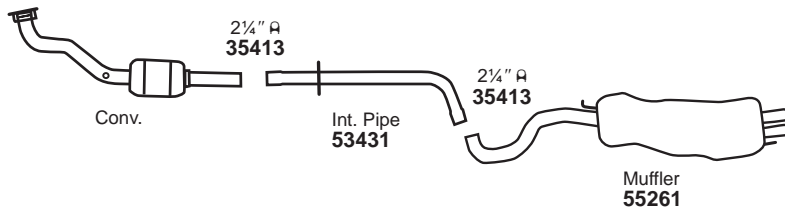


For 54472: Univ. Conv. 93256#  
For 54473: Univ. Conv. 93267#

OPTIONAL MUFFLERS

ACCESSORIES

(491) 2006-99 4 CYL. GOLF w/1.9L DIESEL ENG.



FOOTNOTES

31597 Gskt. 	31729 Gskt. 	36528 Clamp 	36535 Clamp 												
--------------------	--------------------	--------------------	--------------------	--	--	--	--	--	--	--	--	--	--	--	--

NOT LEGAL FOR SALE IN STATE OF CALIFORNIA  
IN NEW YORK STATE, CONVERTERS LISTED ARE LEGAL FOR FEDERAL/EPA EMISSION VEHICLES ONLY

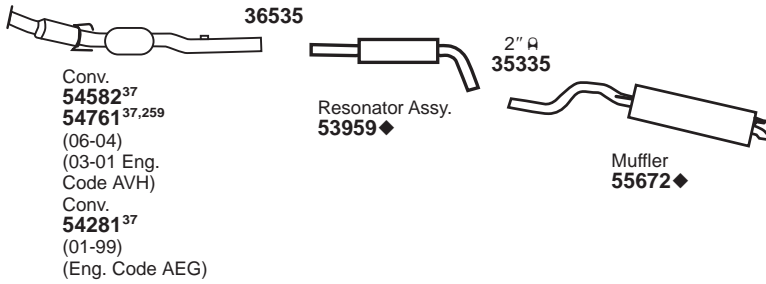
# Modifications and/or additional parts required.  
10 Fits Federal/EPA Emission Vehicles.  
37 Fits All Emissions Vehicles.

74 Fits California/50 State Emission Vehicles.  
100 Ultra Converter.

# VOLKSWAGEN Golf

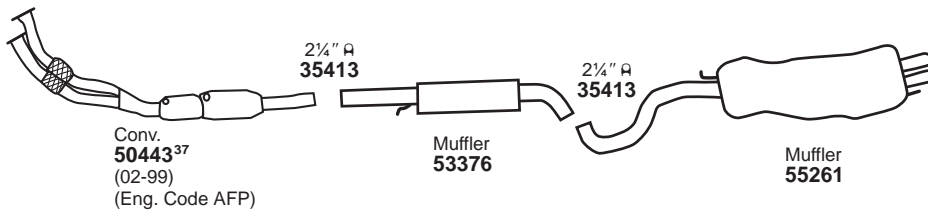
(492) 2006-99 4 CYL. GOLF w/2.0L ENG. (EXC. 1999 ENG. CODE ABA)

31649  
(06-02)  
31603  
(01-99)



For 54281: Univ. Conv. 93252#  
For 54582: Univ. Conv. 93252#

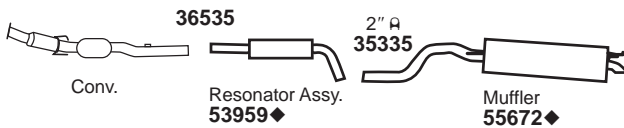
(493) 2005-99 6 CYL. GOLF GTI w/2.8L ENG. (1999 w/ENG. CODE AFP)



For 50443: Univ. Conv. 93266#

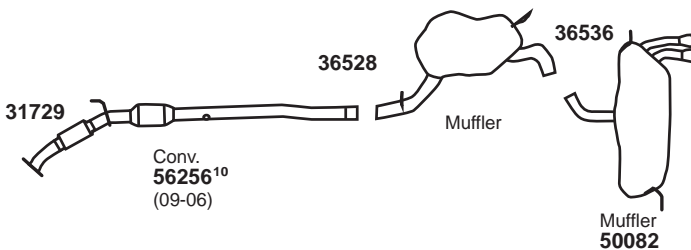
# VOLKSWAGEN Golf City







(494) 2009-07 4 CYL. GOLF CITY w/2.0L ENG., CANADA ONLY



# VOLKSWAGEN GTI

(495) 2010-06 4 CYL. GTI w/2.0L ENG. TURBOCHARGED



31603 Gskt. 	31649 Gskt. 	31729 Gskt. 	36528 Clamp 	36535 Clamp 	36536 Clamp 										
---	---	---	---	---	---	--	--	--	--	--	--	--	--	--	--

NOT LEGAL FOR SALE IN STATE OF CALIFORNIA  
IN NEW YORK STATE, CONVERTERS LISTED ARE LEGAL FOR FEDERAL/EPA EMISSION VEHICLES ONLY

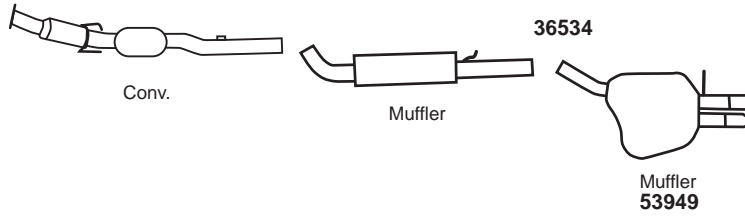
◆ If welded assembly, replace all required parts.  
# Modifications and/or additional parts required.  
10 Fits Federal/EPA Emission Vehicles.

37 Fits All Emissions Vehicles.  
259 Optional Part Number - Extra Precious Metal Loading.

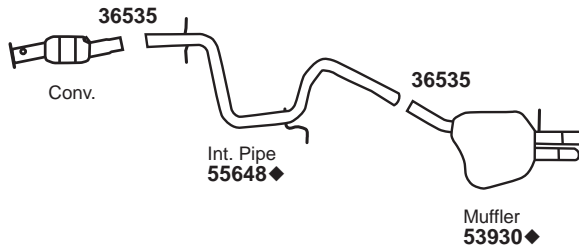


# VOLKSWAGEN Jetta

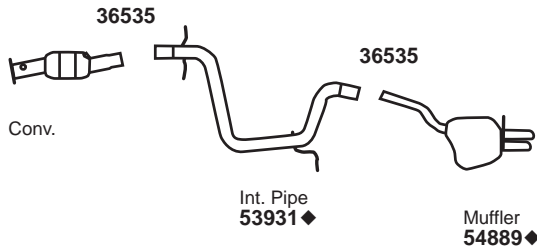
(496)	2014	4 CYL.	JETTA w/1.8L ENG., SEDAN
	2014-11	4 CYL.	JETTA w/2.0L GAS ENG., SEDAN
	2014-11	4 CYL.	JETTA w/2.5L ENG., SEDAN



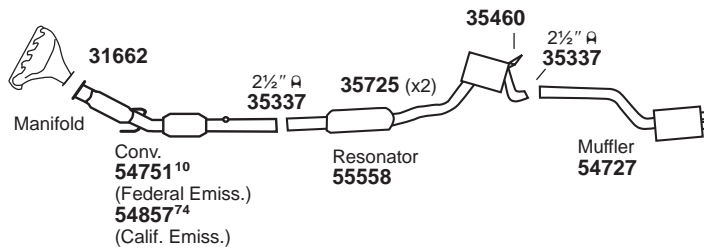
(497)	2014-11	4 CYL.	JETTA w/2.0L DIESEL ENG., SEDAN
-------	---------	--------	---------------------------------



(498)	2014-11	4 CYL.	JETTA TDI w/2.0L DIESEL ENG., WAGON
-------	---------	--------	-------------------------------------



(499)	2011	5 CYL.	JETTA WAGON w/2.5L ENG.
	2010-05	5 CYL.	JETTA w/2.5L ENG.



31662 Gskt.	35460 Insl.	35725 Insl.	36534 Clamp	36535 Clamp									

NOT LEGAL FOR SALE IN STATE OF CALIFORNIA  
 IN NEW YORK STATE, CONVERTERS LISTED ARE LEGAL FOR FEDERAL/EPA EMISSION VEHICLES ONLY

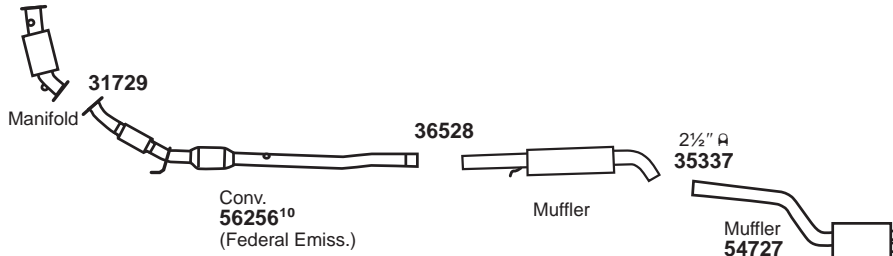
◆ If welded assembly, replace all required parts.  
 10 Fits Federal/EPA Emission Vehicles.

74 Fits California/50 State Emission Vehicles.

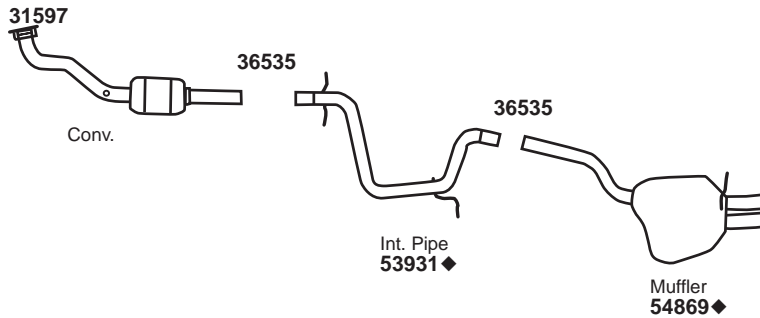
GENERAL INFORMATION
PASSENGER CAR
LIGHT TRUCK
MUFFLER SPECS.
OPTIONAL MUFFLERS
ACCESSORIES
FOOTNOTES

# VOLKSWAGEN Jetta

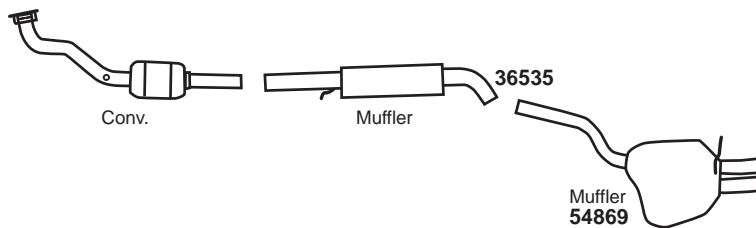
(500) 2010-06 4 CYL. JETTA w/2.0L ENG., TURBO GAS ENG.



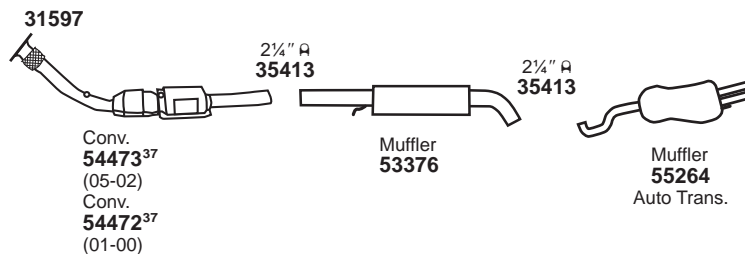
(501) 2010-09 4 CYL. JETTA TDI w/2.0L DIESEL ENG., SEDAN



(502) 2006-05 4 CYL. JETTA TDI (BRM) w/1.9L DIESEL ENG.



(503) 2005-00 4 CYL. JETTA w/1.8L ENG.



For 54472: Univ. Conv. 93256#

For 54473: Univ. Conv. 93267#

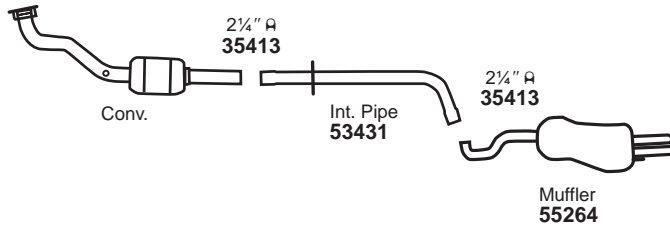
For 55264: SoundFX 18975

31597 Gskt.	31729 Gskt.	36528 Clamp	36535 Clamp										

NOT LEGAL FOR SALE IN STATE OF CALIFORNIA  
IN NEW YORK STATE, CONVERTERS LISTED ARE LEGAL FOR FEDERAL/EPA EMISSION VEHICLES ONLY

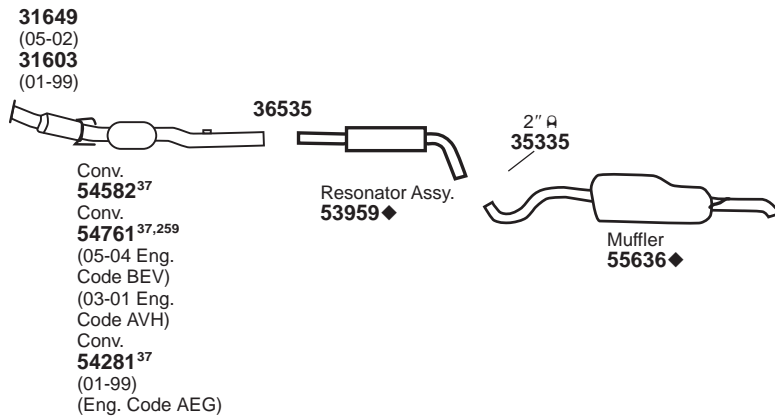
# VOLKSWAGEN Jetta

**(504) 2005-99 4 CYL. JETTA TDI w/1.9L ENG. (EXC. ENG. CODE BRM)**



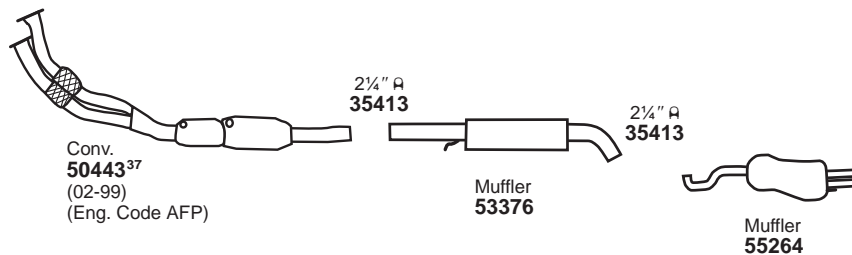
For 55264: SoundFX 18975

**(505) 2005-99 4 CYL. JETTA w/2.0L ENG.**



For 54281: Univ. Conv. 93252#  
For 54582: Univ. Conv. 93252#  
For 55636: SoundFX 18975

**(506) 2004-99 6 CYL. JETTA w/2.8L ENG. (EXC. ENG. CODE AAA)**



For 50443: Univ. Conv. 93266#  
For 55264: SoundFX 18975

31603 Gskt.	31649 Gskt.	36535 Clamp											

NOT LEGAL FOR SALE IN STATE OF CALIFORNIA  
IN NEW YORK STATE, CONVERTERS LISTED ARE LEGAL FOR FEDERAL/EPA EMISSION VEHICLES ONLY

◆ If welded assembly, replace all required parts.  
# Modifications and/or additional parts required.

37 Fits All Emissions Vehicles.  
259 Optional Part Number - Extra Precious Metal Loading.

GENERAL INFORMATION

PASSENGER CAR

LIGHT TRUCK

MUFFLER SPECS.

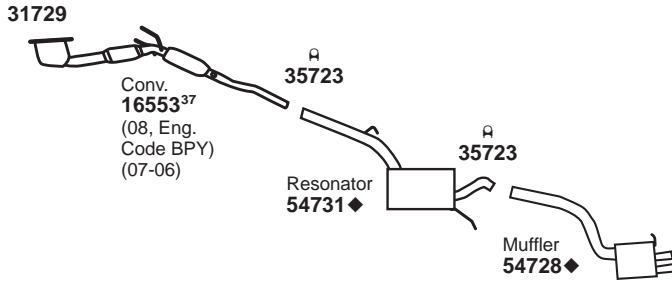
OPTIONAL MUFFLERS

ACCESSORIES

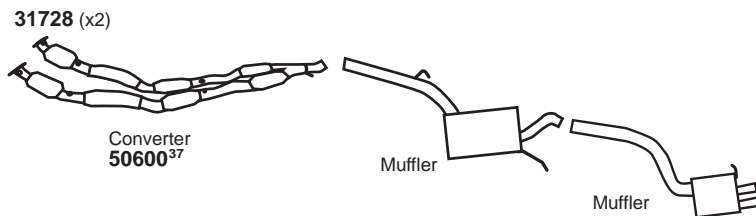
FOOTNOTES

# VOLKSWAGEN Passat

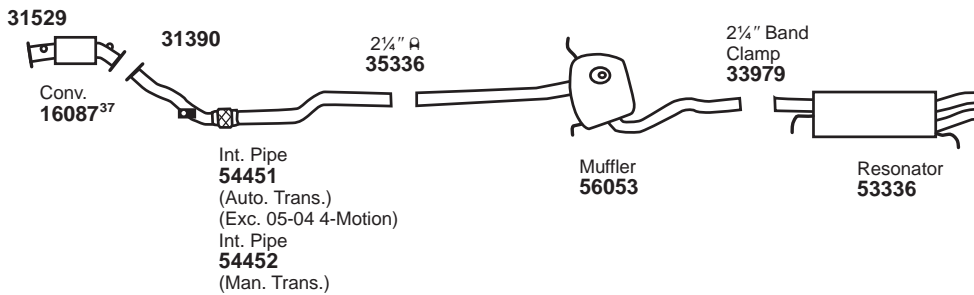
(507) 2010-06 4 CYL. PASSAT w/2.0L ENG.



(508) 2008-06 6 CYL. PASSAT w/3.6L ENG.

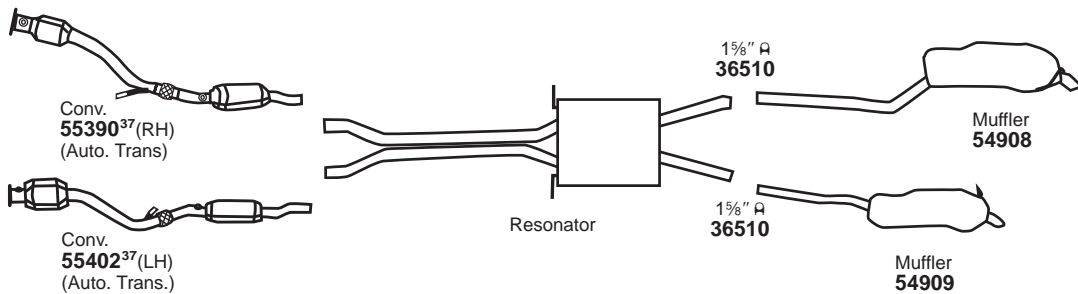


(509) 2005-98 4 CYL. PASSAT w/1.8L ENG., TURBO



For 16087: Univ. Conv. 93271#

(510) 2005-00 6 CYL. PASSAT w/2.8L ENG., A.W.D.

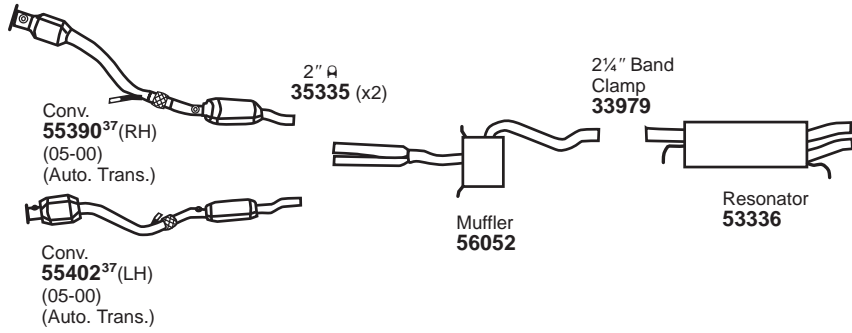


31390 Gskt.	31529 Gskt.	31728 Gskt.	31729 Gskt.									

NOT LEGAL FOR SALE IN STATE OF CALIFORNIA  
IN NEW YORK STATE, CONVERTERS LISTED ARE LEGAL FOR FEDERAL/EPA EMISSION VEHICLES ONLY

# VOLKSWAGEN Passat

(511) 2005-98 6 CYL. PASSAT w/2.8L ENG. (EXC. 4 MOTION)

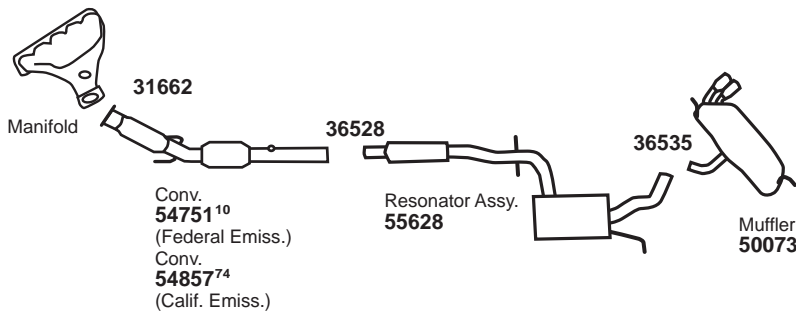


GENERAL INFORMATION

PASSENGER CAR

# VOLKSWAGEN Rabbit

(512) 2009-06 5 CYL. RABBIT w/2.5L ENG.

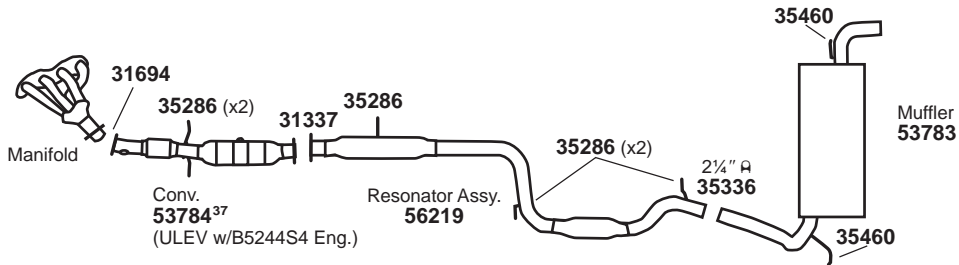


LIGHT TRUCK

MUFFLER SPECS.

# VOLVO 40 Series

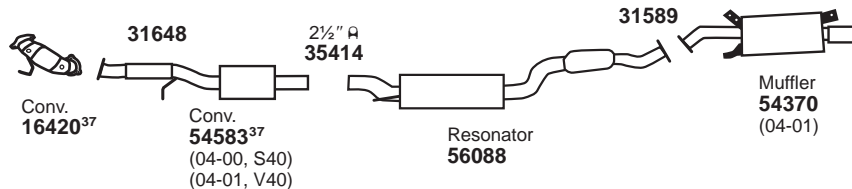
(513) 2010-04 5 CYL. S40 w/2.4L ENG.



OPTIONAL MUFFLERS

ACCESSORIES

(514) 2004-00 4 CYL. S40, V40 w/1.9L ENG.



For 54583: Univ. Conv. 93237#

31337 Gskt.	31589 Gskt.	31648 Gskt.	31662 Gskt.	31694 Gskt.	35286 Insl.	35460 Insl.	36528 Clamp	36535 Clamp					

FOOTNOTES

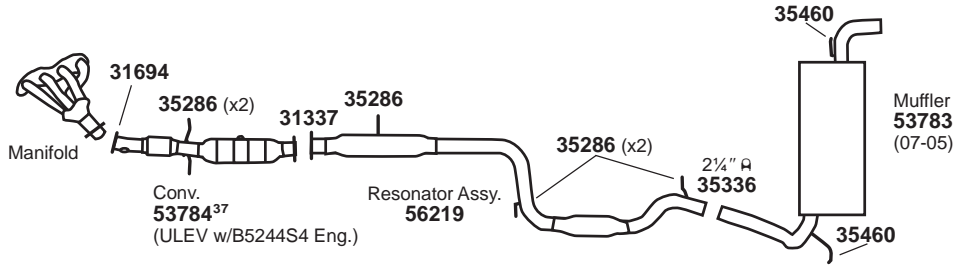
NOT LEGAL FOR SALE IN STATE OF CALIFORNIA  
IN NEW YORK STATE, CONVERTERS LISTED ARE LEGAL FOR FEDERAL/EPA EMISSION VEHICLES ONLY

# Modifications and/or additional parts required.  
10 Fits Federal/EPA Emission Vehicles.

37 Fits All Emissions Vehicles.  
74 Fits California/50 State Emission Vehicles.

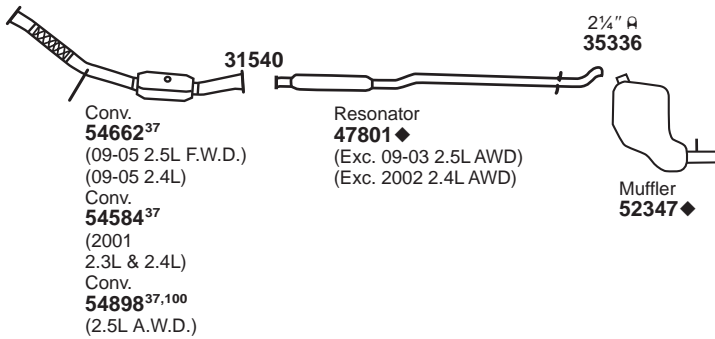
# VOLVO 50 Series

(515) 2010-05 5 CYL. V50 w/2.4L ENG.



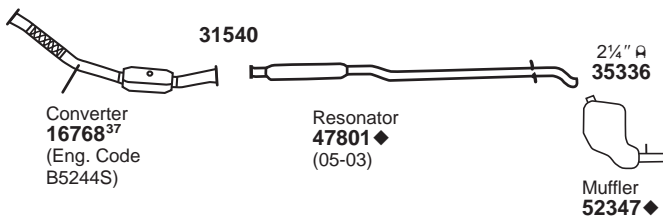
# VOLVO 60 Series

(516) 2009-05 5 CYL. S60 w/2.4L TURBO ENG.  
 2009-03 5 CYL. S60 w/2.5L TURBO ENG. (EXC. MODEL "R")  
 2004-01 5 CYL. S60 w/2.3L TURBO ENG.  
 2003-01 5 CYL. S60 w/2.4L TURBO ENG.



For 54898: Univ. Conv. 93317#

(517) 2005-01 5 CYL. S60 w/2.4L ENG. - NON TURBO (EXC. 2003 ENG. CODE B5244S6)



For 16768: Univ. Conv. 93318#

31337 Gskt.	31540 Gskt.	31694 Gskt.	35286 Insl.	35460 Insl.									

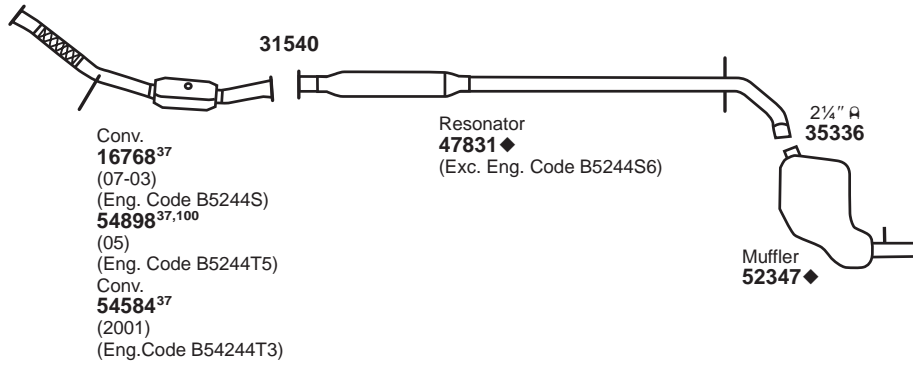
NOT LEGAL FOR SALE IN STATE OF CALIFORNIA  
 IN NEW YORK STATE, CONVERTERS LISTED ARE LEGAL FOR FEDERAL/EPA EMISSION VEHICLES ONLY

◆ If welded assembly, replace all required parts.  
 # Modifications and/or additional parts required.

37 Fits All Emissions Vehicles.  
 100 Ultra Converter.

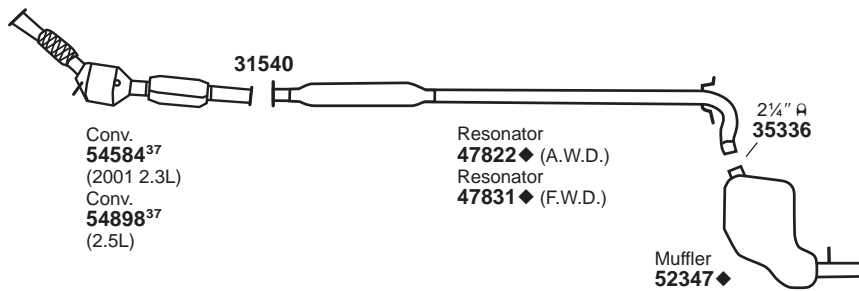
# VOLVO 70 Series

(518) 2007-01 5 CYL. V70 w/2.4L ENG.



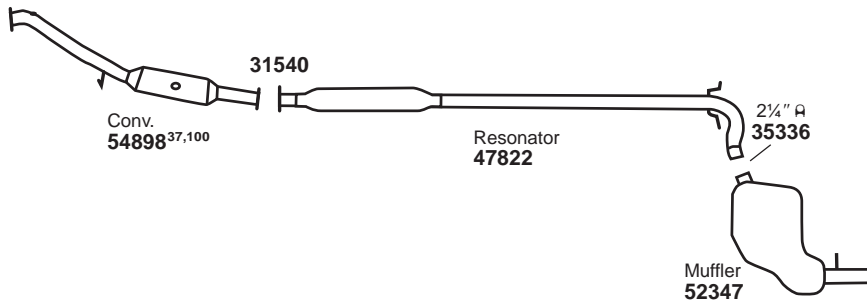
For 16768: Univ. Conv. 93318#  
For 54898: Univ. Conv. 93317#

(519) 2007-03 5 CYL. V70 w/2.5L ENG., TURBO (EXC. MODEL "R")  
2004-01 5 CYL. V70 w/2.3L TURBO ENG.



For 54898: Univ. Conv. 93317#

(520) 2007-03 5 CYL. XC70 w/2.5L ENG.



For 54898: Univ. Conv. 93317#

31540 Gskt.																			
----------------	--	--	--	--	--	--	--	--	--	--	--	--	--	--	--	--	--	--	--

NOT LEGAL FOR SALE IN STATE OF CALIFORNIA  
IN NEW YORK STATE, CONVERTERS LISTED ARE LEGAL FOR FEDERAL/EPA EMISSION VEHICLES ONLY

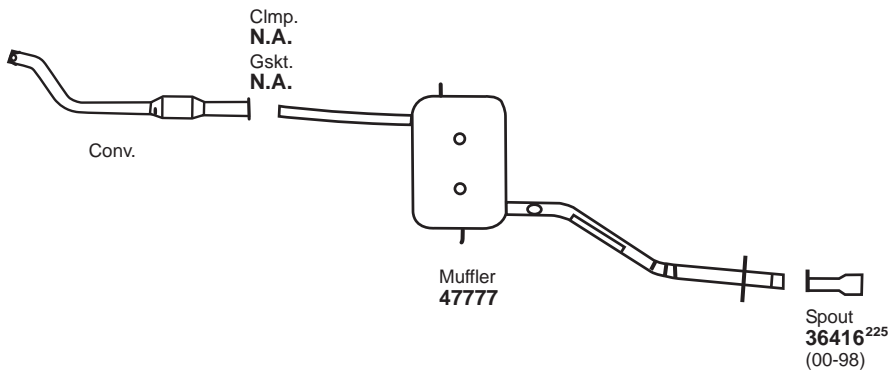
♦ If welded assembly, replace all required parts.  
# Modifications and/or additional parts required.

37 Fits All Emissions Vehicles.  
100 Ultra Converter.

- GENERAL INFORMATION
- PASSENGER CAR
- LIGHT TRUCK
- MUFFLER SPECS.
- OPTIONAL MUFFLERS
- ACCESSORIES
- FOOTNOTES

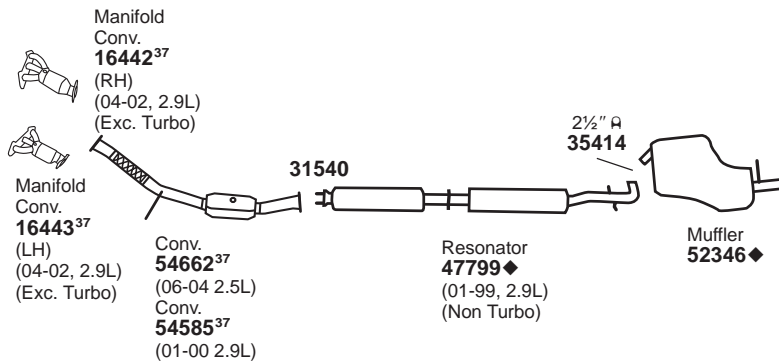
# VOLVO 70 Series

(521)	2004-01	5 CYL.	C70 w/2.3L, 2.4L ENG. TURBO
	2000-98	5 CYL.	C70, S70, V70 (EXC. X/C A.W.D.) w/2.3L, 2.4L ENG., TURBO



# VOLVO 80 Series

(522)	2006-04	5 CYL.	S80 w/2.5L ENG.
	2005-99	6 CYL.	S80 w/2.9L ENG.
	2001-99	6 CYL.	S80 w/2.8L ENG.



31540 Gskt.																			

NOT LEGAL FOR SALE IN STATE OF CALIFORNIA  
IN NEW YORK STATE, CONVERTERS LISTED ARE LEGAL FOR FEDERAL/EPA EMISSION VEHICLES ONLY

194 37 If welded assembly, replace all required parts.  
Fits All Emissions Vehicles.

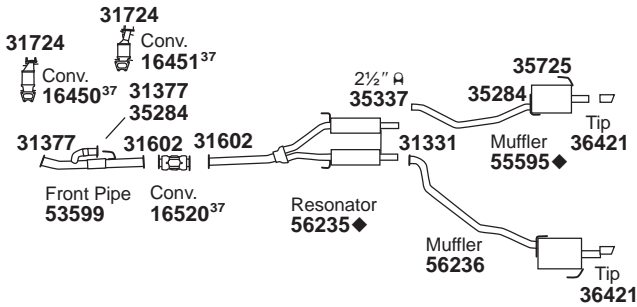
225 Includes clamp.



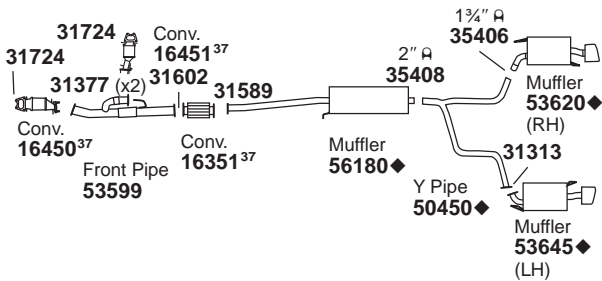
# LIGHT TRUCK

## ACURA MDX

2009-07 6 CYL. MDX w/3.7L ENG.  
(601)

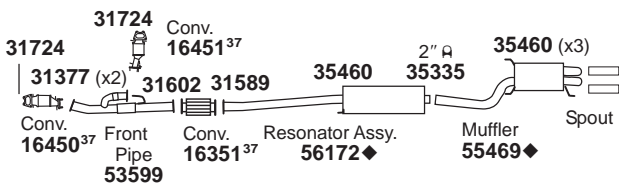


2006-04 6 CYL. MDX w/3.5L ENG.  
(602)



For 16351: Univ. Conv. 93253#

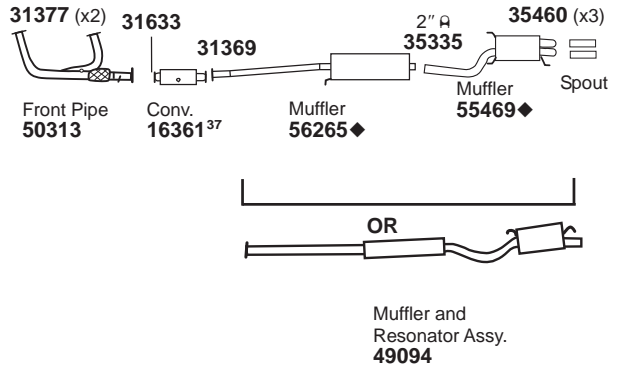
2003 6 CYL. MDX w/3.5L ENG.  
(603)



For 16351: Univ. Conv. 93253#

## ACURA MDX

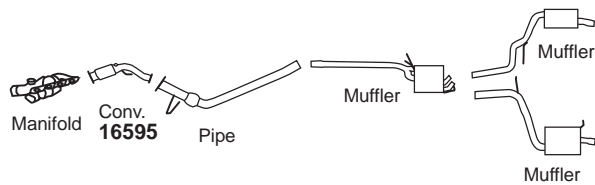
2002-01 6 CYL. MDX w/3.5L ENG.  
(604)



For 16361: Univ. Conv. 93267#

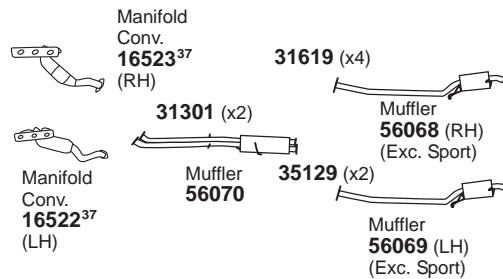
## AUDI Q5

2014-11 4 CYL. Q5 w/2.0L ENG.  
(605)



## BMW X5

2006-01 6 CYL. X5 w/3.0L ENG.  
(606)



31301 Gskt.	31313 Gskt.	31331 Gskt.	31369 Gskt.	31377 Gskt.	31589 Gskt.	31602 Gskt.	31619 Gskt.	31633 Gskt.	31724 Gskt.	35129 Bolt Kit	35284 Insl.	35460 Insl.	35725 Insl.

NOT LEGAL FOR SALE IN STATE OF CALIFORNIA  
IN NEW YORK STATE, CONVERTERS LISTED ARE LEGAL FOR FEDERAL/EPA EMISSION VEHICLES ONLY

♦ If welded assembly, replace all required parts.  
# Modifications and/or additional parts required.

37 Fits All Emissions Vehicles.

GENERAL  
INFORMATION

PASSENGER  
CAR

LIGHT  
TRUCK

MUFFLER  
SPECS.

OPTIONAL  
MUFFLERS

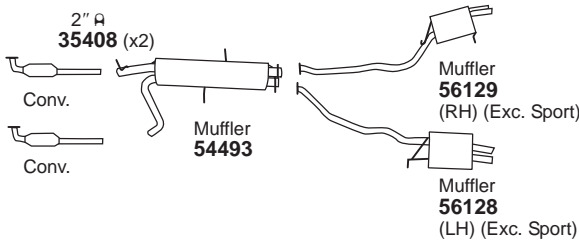
ACCESSORIES

FOOTNOTES

# LIGHT TRUCK

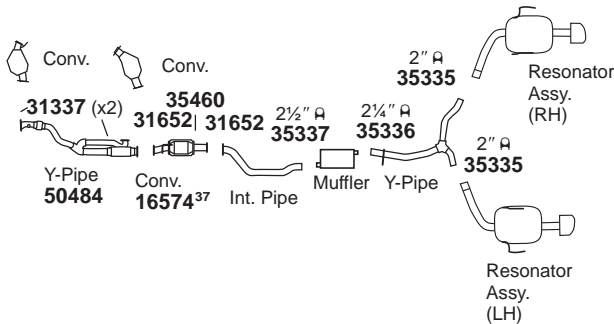
## BMW X5

2003-00 8 CYL. X5 w/4.4L ENG.  
(607)



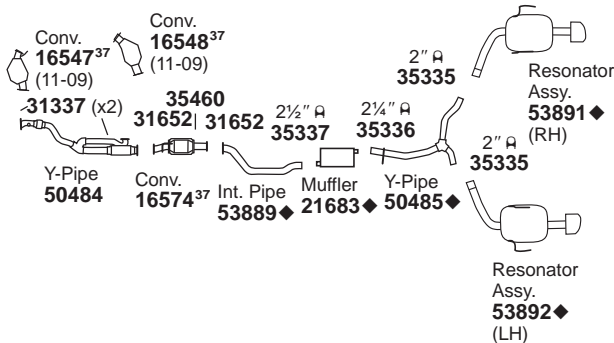
## BUICK Enclave

2015-13 6 CYL. ENCLAVE w/3.6L ENG.  
(608)



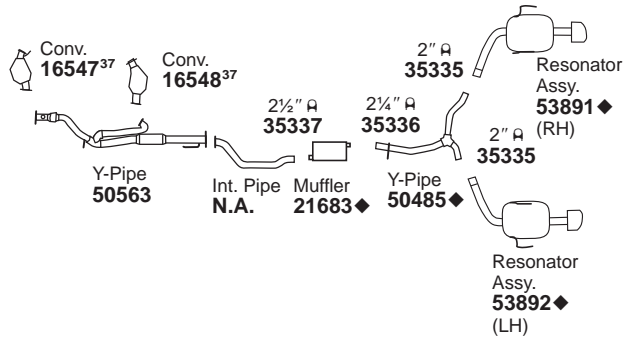
For 16574: Univ. Conv. 93238#

2012-09 6 CYL. ENCLAVE w/3.6L ENG.  
(609)



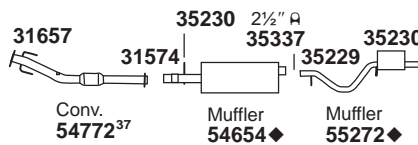
For 16574: Univ. Conv. 93238#

2008 6 CYL. ENCLAVE w/3.6L ENG.  
(610)



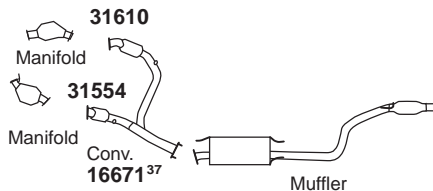
## BUICK Rainier

2007-06 6 CYL. RAINIER w/4.2L ENG. (EXC. AUTO AIR LEVELING SUSPENSION)  
(611)

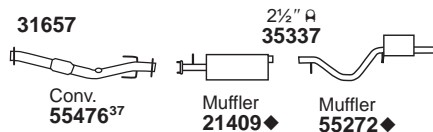


For 54654: Univ. SoundFX 17165<sup>597</sup>

2007-06 8 CYL. RAINIER w/5.3L ENG.  
(612)



2005-04 6 CYL. RAINIER w/4.2L ENG  
(613)



For 21409: SoundFX 18915

Super Turbo 17748#

Univ. SoundFX 17165<sup>596</sup>

For 55476: Univ. Conv. 93253#

31337 Gskt.	31554 Gskt.	31574 Gskt.	31610 Gskt.	31652 Gskt.	31657 Gskt.	35229 Insl.	35230 Insl.	35460 Insl.					

NOT LEGAL FOR SALE IN STATE OF CALIFORNIA  
IN NEW YORK STATE, CONVERTERS LISTED ARE LEGAL FOR FEDERAL/EPA EMISSION VEHICLES ONLY

◆ If welded assembly, replace all required parts.

# Modifications and/or additional parts required.

37 Fits All Emissions Vehicles.

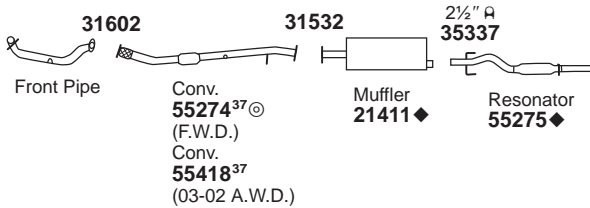
596 Requires 51096 Inlet Pipe.

597 Requires 52556 Inlet Pipe.

# LIGHT TRUCK

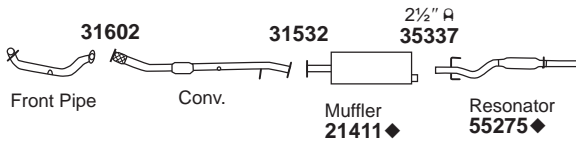
## BUICK Rendezvous

2007-06 6 CYL. RENDEZVOUS w/3.5L ENG.  
2005-02 6 CYL. RENDEZVOUS w/3.4L ENG.  
(614)



For 21411: Univ. SoundFX 17165# Super Turbo 17679<sup>576</sup>  
For 55274: Univ. Conv. 93253#  
For 55418: Univ. Conv. 93253#

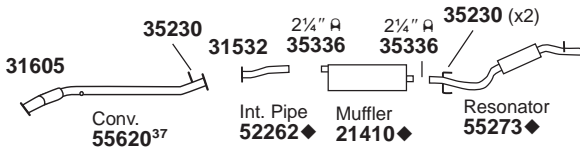
2006-04 6 CYL. RENDEZVOUS w/3.6L ENG.  
(615)



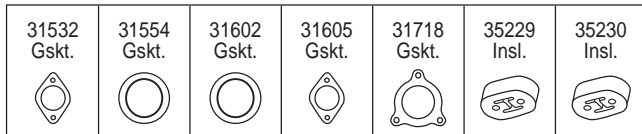
For 21411: Univ. SoundFX 17165# Super Turbo 17679<sup>576</sup>

## BUICK Terraza

2007 6 CYL. TERRAZA w/3.9L ENG.  
(616) (EXC. SPORT SUSPENSION)

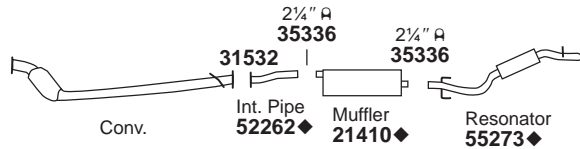


For 21410: SoundFX 18942 Super Turbo 17731#  
Ultra Flo SS 17282#



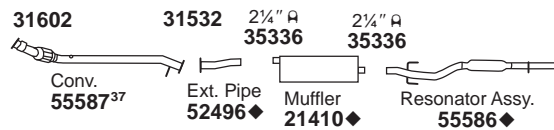
## BUICK Terraza

2006-05 6 CYL. TERRAZA w/3.5L ENG. (EXC. SPORT SUSPENSION), A.W.D.  
(617)



For 21410: SoundFX 18942 Super Turbo 17731#  
Ultra Flo SS 17282#

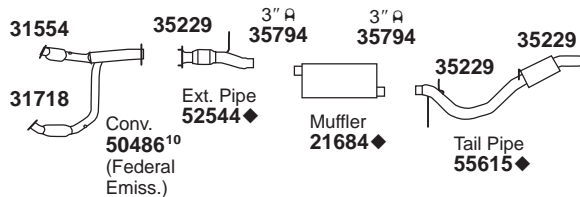
2006-05 6 CYL. TERRAZA w/3.5L ENG., w/SPORT SUSPENSION, F.W.D.  
(618)



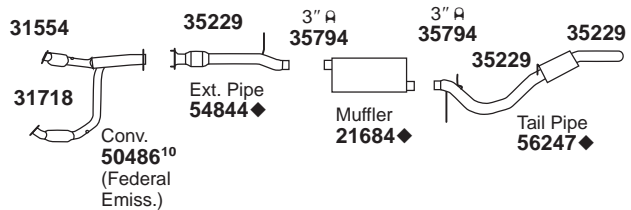
For 21410: SoundFX 18942 Super Turbo 17731#  
Ultra Flo SS 17282#  
For 55587: Univ. Conv. 93271#

## CADILLAC Escalade

2010-07 8 CYL. ESCALADE w/6.2L ENG.  
(619)



2010-07 8 CYL. ESCALADE ESV, ESCALADE EXT, ESCALADE PLATINUM w/6.2L ENG.  
(620)



GENERAL INFORMATION

PASSENGER CAR

LIGHT TRUCK

MUFFLER SPECS.

OPTIONAL MUFFLERS

ACCESSORIES

FOOTNOTES

NOT LEGAL FOR SALE IN STATE OF CALIFORNIA  
IN NEW YORK STATE, CONVERTERS LISTED ARE LEGAL FOR FEDERAL/EPA EMISSION VEHICLES ONLY

- ◆ If welded assembly, replace all required parts.
- ⊙ Air Gap Pipe. Appearance may be different than O.E. Pipe. Air space between Pipes acts as a Heat Insulator.
- # Modifications and/or additional parts required.

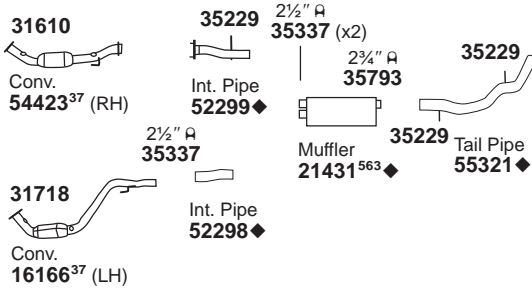
- 10 Fits Federal/EPA Emission Vehicles.
- 37 Fits All Emissions Vehicles.
- 576 For installation instructions and additional parts required, see the Cross Reference Chart in the Master Catalog.

# LIGHT TRUCK

## CADILLAC

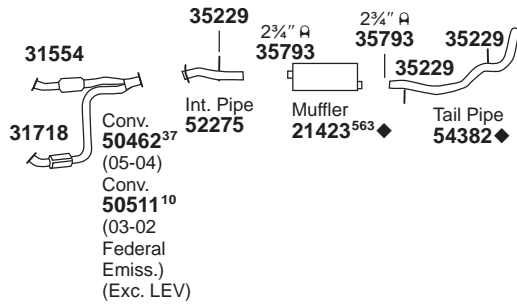
### Escalade

**2006-02 8 CYL. ESCALADE w/6.0L ENG. (EXC. EXT, ESV MODELS) (621)**



For 16166: Univ. Conv. 93238#  
For 54423: Univ. Conv. 93254#

**2005-02 8 CYL. ESCALADE w/5.3L ENG. (EXC. LUXURY PACKAGE) (623)**

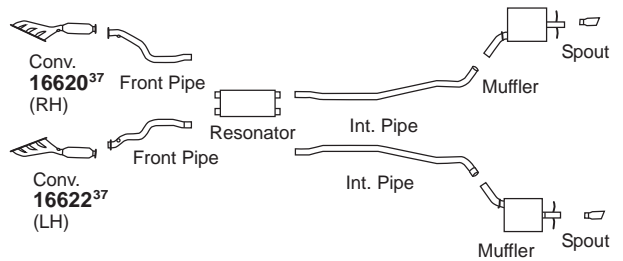


**DYNOMAX** SYSTEM AVAILABLE, See DynoMax Catalog

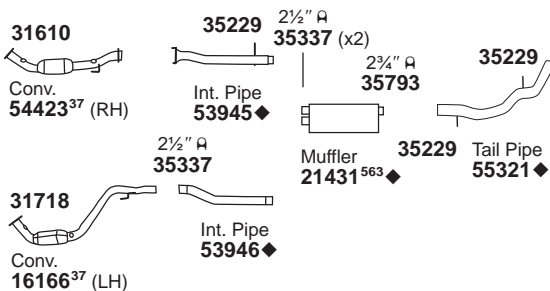
For 21423: SoundFX 18957

## CADILLAC SRX

**2009-04 8 CYL. SRX w/4.6L ENG. (624)**

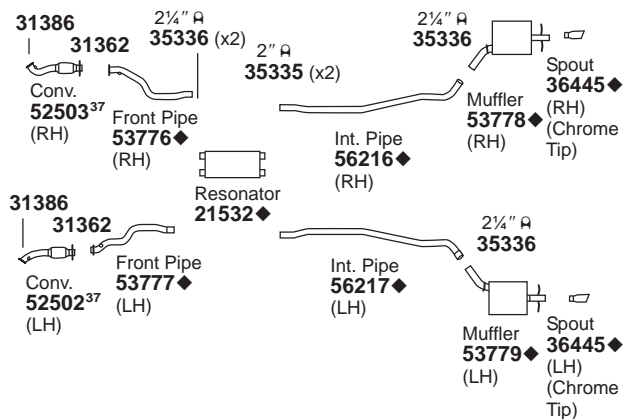


**2006-03 8 CYL. ESCALADE ESV w/6.0L ENG., (EXC. 06-05 20" WHEELS) (622)**



For 16166: Univ. Conv. 93238#  
For 54423: Univ. Conv. 93254#

**2007-04 6 CYL. SRX w/3.6L ENG (EXC. 07-06 TRACTION CONTROL) (625)**



31362 Gskt.	31386 Gskt.	31554 Gskt.	31610 Gskt.	31718 Gskt.	35229 Insl.										

NOT LEGAL FOR SALE IN STATE OF CALIFORNIA  
IN NEW YORK STATE, CONVERTERS LISTED ARE LEGAL FOR FEDERAL/EPA EMISSION VEHICLES ONLY

◆ If welded assembly, replace all required parts.  
# Modifications and/or additional parts required.  
10 Fits Federal/EPA Emission Vehicles.

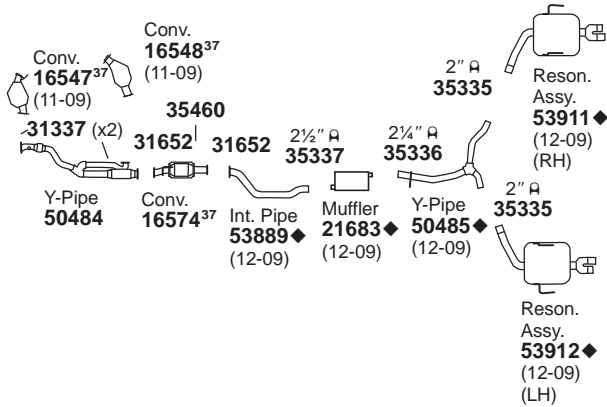
37 Fits All Emissions Vehicles.  
563 Single Outlet Muffler replaces Dual Outlet Muffler.

# LIGHT TRUCK

## CHEVROLET/GMC

Acadia

2015-09 6 CYL. ACADIA w/3.6L ENG.  
(626)

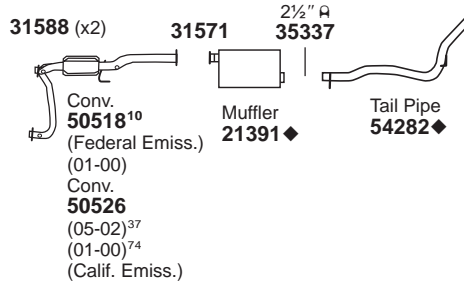


For 16574: Univ. Conv. 93238#

## CHEVROLET/GMC

Astro/Safari Van

2005-00 6 CYL. ASTRO/SAFARI w/4.3L ENG.  
(628)

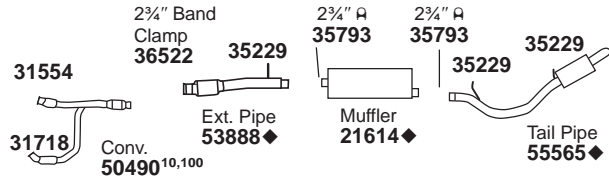


For 21391: SoundFX 18941  
For 50518: Univ. Conv. 93304#

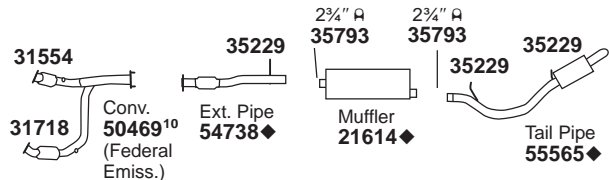
## CHEVROLET/GMC

Avalanche

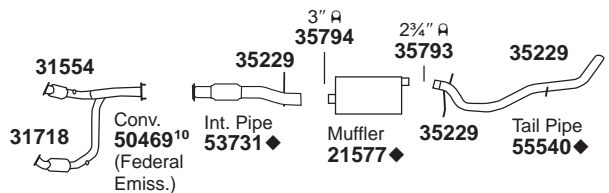
2013-09 8 CYL. AVALANCHE w/5.3L ENG.  
(629)



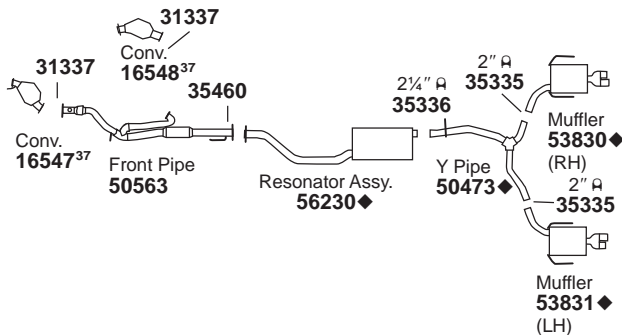
2008-07 8 CYL. AVALANCHE w/5.3L ENG.  
(630)



2007 8 CYL. AVALANCHE w/6.0L ENG.  
(631)



2008-07 6 CYL. ACADIA w/3.6L ENG.  
(627)



31337 Gskt.	31554 Gskt.	31571 Gskt.	31588 Gskt.	31652 Gskt.	31718 Gskt.	35229 Insl.	35460 Insl.								

NOT LEGAL FOR SALE IN STATE OF CALIFORNIA  
IN NEW YORK STATE, CONVERTERS LISTED ARE LEGAL FOR FEDERAL/EPA EMISSION VEHICLES ONLY

- ◆ If welded assembly, replace all required parts.
- # Modifications and/or additional parts required.
- 10 Fits Federal/EPA Emission Vehicles.

- 37 Fits All Emissions Vehicles.
- 74 Fits California/50 State Emission Vehicles.
- 100 Ultra Converter.

GENERAL INFORMATION

PASSENGER CAR

LIGHT TRUCK

MUFFLER SPECS.

OPTIONAL MUFFLERS

ACCESSORIES

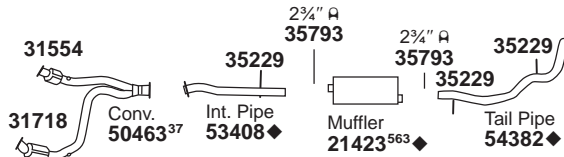
FOOTNOTES

# LIGHT TRUCK

## CHEVROLET/GMC

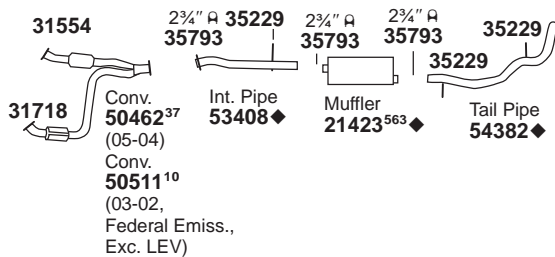
Avalanche

2006 8 CYL. AVALANCHE 1500 w/5.3L ENG. (632)



For 21423: SoundFX 18957

2005-02 8 CYL. AVALANCHE 1500 w/5.3L ENG. (633)



Federal Emiss.,  
Exc. LEV)

**DYNOMAX** SYSTEM AVAILABLE, See DynoMax Catalog

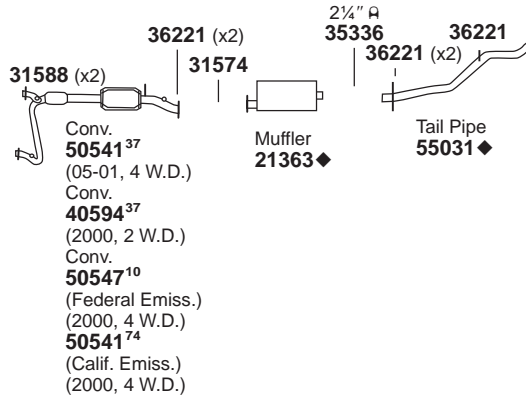
For 21423: SoundFX 18957

31554 Gskt.	31574 Gskt.	31588 Gskt.	31718 Gskt.	35229 Insl.	36163 Strap	36221 Insl.								

## CHEVROLET/GMC

Blazer S-10/Jimmy S15

2005-00 6 CYL. BLAZER w/4.3L ENG., 2 DR.  
2001-00 6 CYL. JIMMY w/4.3L ENG., 2 DR. (634)



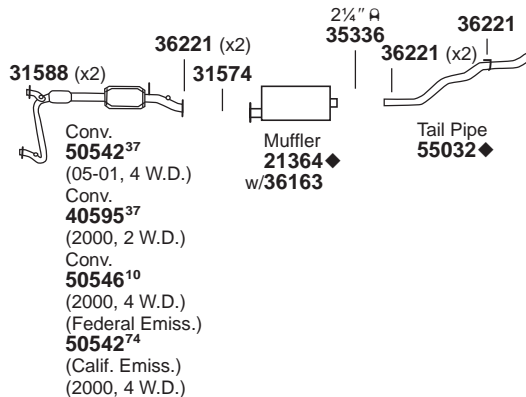
For 21363: SoundFX 18934

For 40594: Univ. Conv. 93304#

For 50541: Univ. Conv. 93239#

For 50547: Univ. Conv. 93304#

2005-00 6 CYL. BLAZER w/4.3L ENG., 4 DR.  
2005-00 6 CYL. JIMMY w/4.3L ENG., 4 DR. (635)



**DYNOMAX** SYSTEM AVAILABLE, See DynoMax Catalog

For 21364: SoundFX 18813

For 40595: Univ. Conv. 93304#

For 50542: Univ. Conv. 93239#

NOT LEGAL FOR SALE IN STATE OF CALIFORNIA

IN NEW YORK STATE, CONVERTERS LISTED ARE LEGAL FOR FEDERAL/EPA EMISSION VEHICLES ONLY

◆ If welded assembly, replace all required parts.

# Modifications and/or additional parts required.

10 Fits Federal/EPA Emission Vehicles.

37 Fits All Emissions Vehicles.

74 Fits California/50 State Emission Vehicles.

563 Single Outlet Muffler replaces Dual Outlet Muffler.

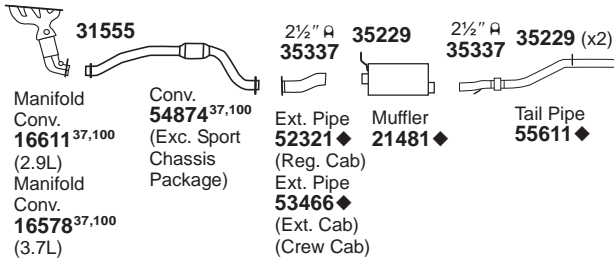
# LIGHT TRUCK

## CHEVROLET/GMC

Colorado/Canyon

2012-08 4 CYL. COLORADO/CANYON  
w/2.9L ENG.

2012-08 5 CYL. COLORADO/CANYON  
(636) w/3.7L ENG.



**DYNOMAX** SYSTEM AVAILABLE, See DynoMax Catalog

For 21481: Super Turbo 17734#  
For 54874: Univ. Conv. 93253#

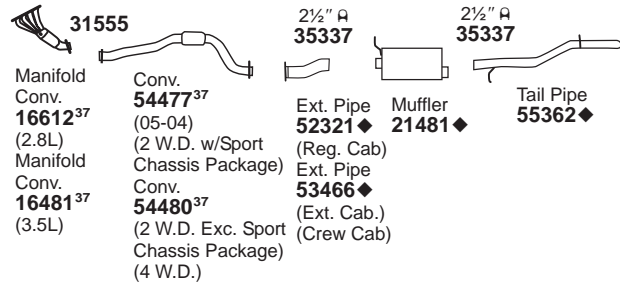
Ultra Flo SS 17258<sup>576</sup>

## CHEVROLET/GMC

Colorado/Canyon

2006-04 4 CYL. COLORADO/CANYON  
w/2.8L ENG.

2006-04 5 CYL. COLORADO/CANYON  
(638) w/3.5L ENG.



**DYNOMAX** SYSTEM AVAILABLE, See DynoMax Catalog

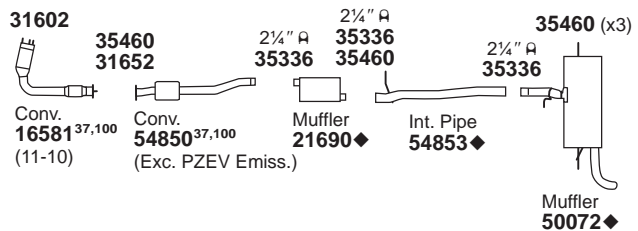
For 21481: Super Turbo 17734#  
For 54477: Univ. Conv. 93253#  
For 54480: Univ. Conv. 93253#

Ultra Flo SS 17258<sup>576</sup>

## CHEVROLET/GMC

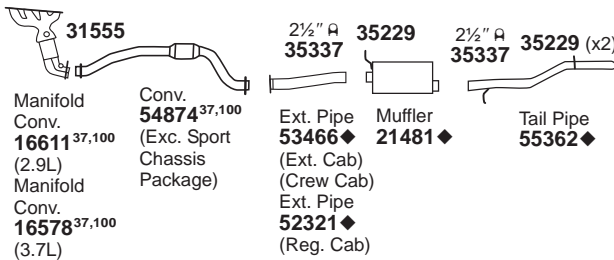
Equinox

2015-10 4 CYL. EQUINOX w/2.4L ENG.  
(639)



2007 4 CYL. COLORADO/CANYON  
w/2.9L ENG.

2007 5 CYL. COLORADO/CANYON  
(637) w/3.7L ENG.

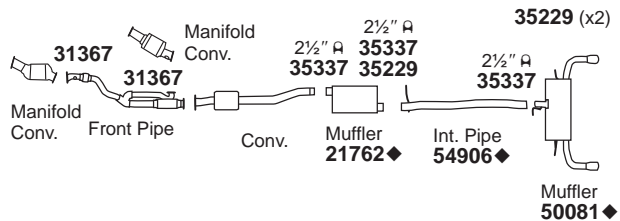


**DYNOMAX** SYSTEM AVAILABLE, See DynoMax Catalog

For 21481: Super Turbo 17734#  
For 54874: Univ. Conv. 93253#

Ultra Flo SS 17258<sup>576</sup>

2012-10 6 CYL. EQUINOX w/3.0L ENG.  
(640)



31367 Gskt.	31555 Gskt.	31602 Gskt.	31652 Gskt.	35229 Insl.	35460 Insl.

NOT LEGAL FOR SALE IN STATE OF CALIFORNIA  
IN NEW YORK STATE, CONVERTERS LISTED ARE LEGAL FOR FEDERAL/EPA EMISSION VEHICLES ONLY

- ◆ If welded assembly, replace all required parts.
- # Modifications and/or additional parts required.
- 37 Fits All Emissions Vehicles.

- 100 Ultra Converter.
- 576 For installation instructions and additional parts required, see the Cross Reference Chart in the Master Catalog.

GENERAL  
INFORMATION

PASSENGER  
CAR

LIGHT  
TRUCK

MUFFLER  
SPECS.

OPTIONAL  
MUFFLERS

ACCESSORIES

FOOTNOTES

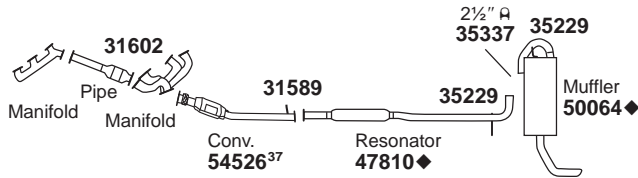


# LIGHT TRUCK

## CHEVROLET/GMC

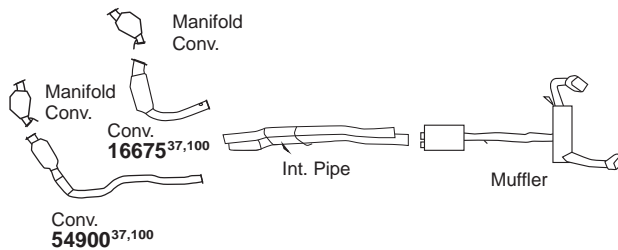
Equinox

**2009-07 6 CYL. EQUINOX w/3.4L ENG. (641)**

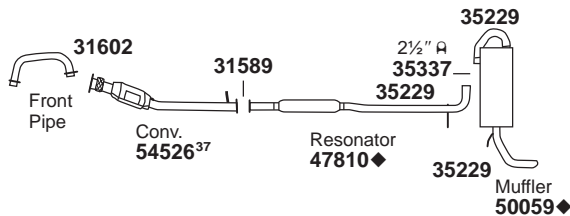


For 54526: Univ. Conv. 93238#

**2009-08 6 CYL. EQUINOX w/3.6L ENG. (642)**



**2006-05 6 CYL. EQUINOX w/3.4L ENG. (643)**

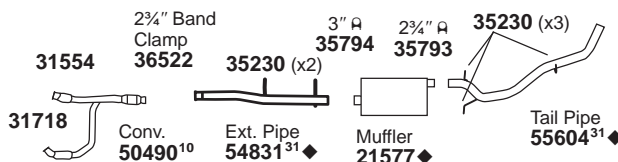


For 54526: Univ. Conv. 93238#

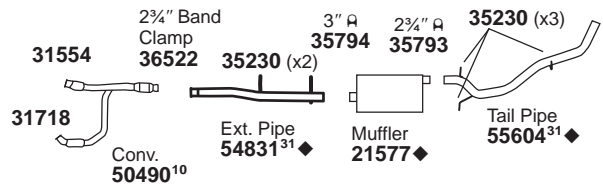
## CHEVROLET/GMC

Pickup Silverado/Sierra 1/2 Ton - 2 & 4 W.D.

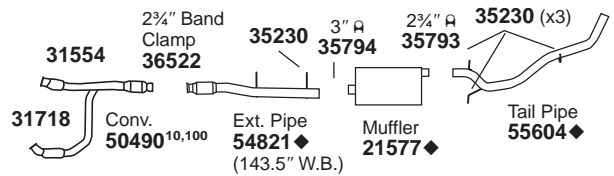
**2013-09 8 CYL. SILVERADO/SIERRA 1500 w/4.3L ENG., 143.5" W.B. (644)**



**2013-09 8 CYL. SILVERADO/SIERRA 1500 w/4.8L ENG., 143.5" W.B. (645)**

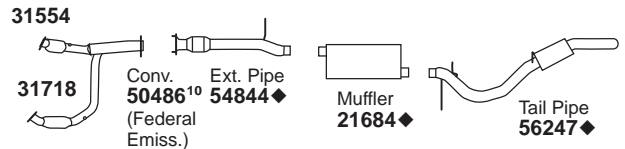


**2013-09 8 CYL. SILVERADO/SIERRA 1500 w/5.3L ENG. (646)**



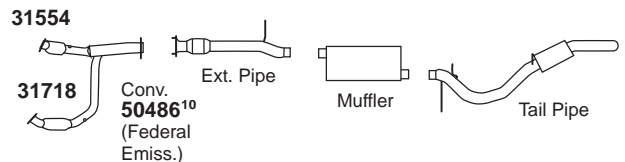
**DYNOMAX SYSTEM AVAILABLE, See DynoMax Catalog**

**2010-09 8 CYL. SILVERADO/SIERRA 1500 w/6.2L ENG. (647)**



**DYNOMAX SYSTEM AVAILABLE, See DynoMax Catalog**

**2009-07 8 CYL. SIERRA DENALI 1500 w/6.2L ENG. (648)**



**DYNOMAX SYSTEM AVAILABLE, See DynoMax Catalog**

31554 Gskt.	31589 Gskt.	31602 Gskt.	31718 Gskt.	35229 Insl.	35230 Insl.														
----------------	----------------	----------------	----------------	----------------	----------------	--	--	--	--	--	--	--	--	--	--	--	--	--	--

NOT LEGAL FOR SALE IN STATE OF CALIFORNIA  
IN NEW YORK STATE, CONVERTERS LISTED ARE LEGAL FOR FEDERAL/EPA EMISSION VEHICLES ONLY

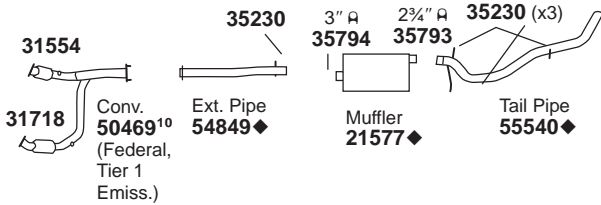
- ◆ If welded assembly, replace all required parts.
- # Modifications and/or additional parts required.
- 10 Fits Federal/EPA Emission Vehicles.

- 31 Unused hanger bracket may be cut off.
- 37 Fits All Emissions Vehicles.
- 100 Ultra Converter.

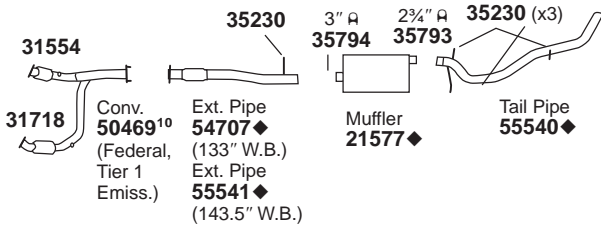


# LIGHT TRUCK

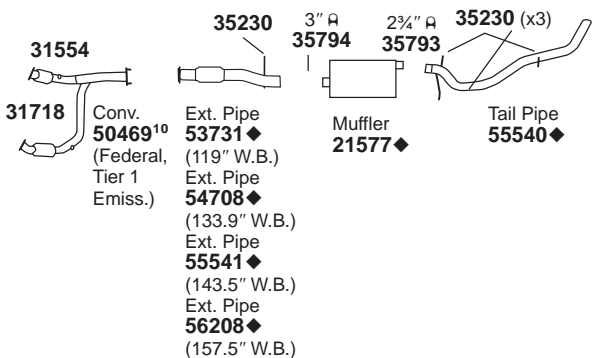
**2008-07 8 CYL. SILVERADO/SIERRA 1500 WT w/4.3L ENG., 133" W.B. (EXC. 2007 CLASSIC MODELS)**  
(649)



**2008-07 8 CYL. SILVERADO/SIERRA 1500 w/4.8L ENG., 133", 143.5" W.B. (EXC. LS MODELS) (EXC. 2007 CLASSIC MODELS)**  
(650)



**2008-07 8 CYL. SILVERADO/SIERRA 1500 w/5.3L ENG. (EXC. 2007 CLASSIC MODELS)**  
(651)

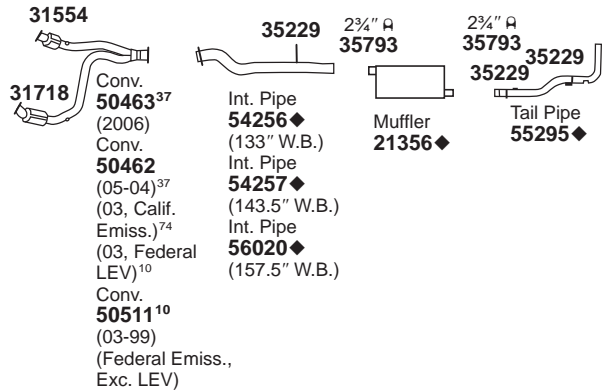


31554 Gskt.	31718 Gskt.	35229 Insl.	35230 Insl.										

## CHEVROLET/GMC

Pickup Silverado/Sierra 1/2 Ton - 2 & 4 W.D.

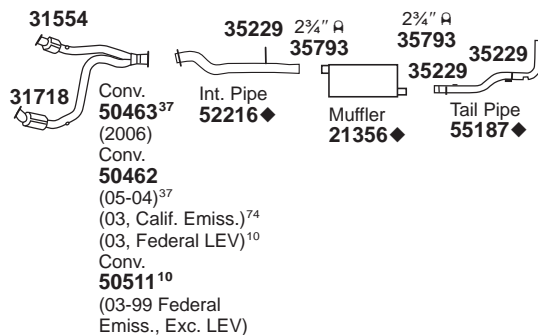
**2007-99 8 CYL. SILVERADO/SIERRA 1500 w/4.8L ENG., 2007 CLASSIC ONLY - 133", 143.5", 157.5" W.B.**  
(652)



For 21356: SoundFX 18823

Univ. SoundFX 18138#

**2007-99 8 CYL. SILVERADO/SIERRA 1500 w/4.8L, 2007 CLASSIC ONLY - 119" W.B.**  
(653)



For 21356: SoundFX 18823

Univ. SoundFX 18138#

GENERAL INFORMATION

PASSENGER CAR

LIGHT TRUCK

MUFFLER SPECS.

OPTIONAL MUFFLERS

ACCESSORIES

FOOTNOTES

NOT LEGAL FOR SALE IN STATE OF CALIFORNIA  
IN NEW YORK STATE, CONVERTERS LISTED ARE LEGAL FOR FEDERAL/EPA EMISSION VEHICLES ONLY

◆ If welded assembly, replace all required parts.  
# Modifications and/or additional parts required.  
10 Fits Federal/EPA Emission Vehicles.

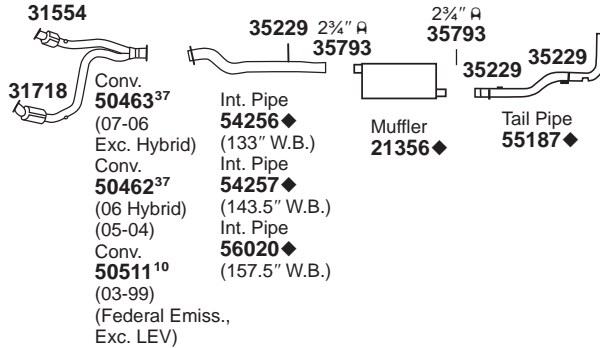
37 Fits All Emissions Vehicles.  
74 Fits California/50 State Emission Vehicles.

# LIGHT TRUCK

## CHEVROLET/GMC

Pickup Silverado/Sierra 1/2 Ton - 2 & 4 W.D.

**2007-99 8 CYL. SILVERADO/SIERRA 1500 w/5.3L ENG., 2007 CLASSIC ONLY - 133", 143.5", 157.5" W.B.**  
(654)

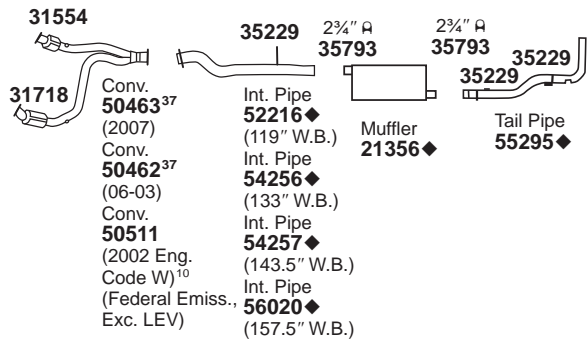


**DYNOMAX** SYSTEM AVAILABLE, See DynoMax Catalog

For 21356: SoundFX 18823

Univ. SoundFX 18138#

**2007-02 6 CYL. SILVERADO/SIERRA 1500 w/4.3L ENG., 2007 CLASSIC ONLY - 119", 133", 143.5", 157.5" W.B.**  
(656)

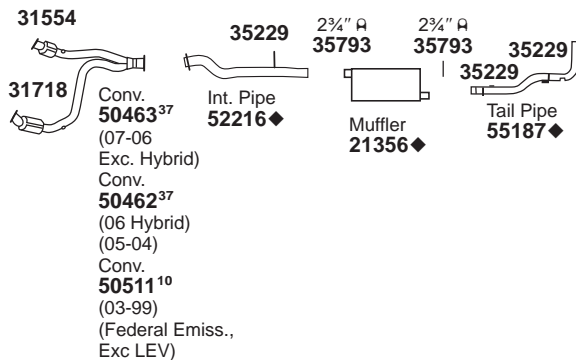


**DYNOMAX** SYSTEM AVAILABLE, See DynoMax Catalog

For 21356: SoundFX 18823

Univ. SoundFX 18138#

**2007-99 8 CYL. SILVERADO/SIERRA 1500 w/5.3L, 2007 CLASSIC ONLY - 119" W.B.**  
(655)

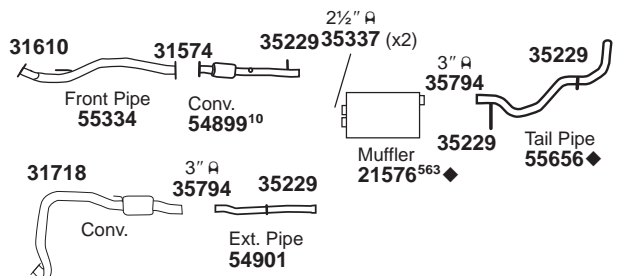


For 21356: SoundFX 18823

Univ. SoundFX 18138#

**2006-05 8 CYL. SILVERADO/SIERRA 1500HD w/6.0L ENG. -153" W.B., FEDERAL EMISSIONS, O.E. DIAMETER MUFFLER w/3" INLET & OUTLET**

**2003-02 8 CYL. SILVERADO/SIERRA 1500HD w/6.0L ENG. -153" W.B., FEDERAL EMISSIONS, O.E. DIAMETER MUFFLER w/3" INLET & OUTLET**  
(657)



**DYNOMAX** SYSTEM AVAILABLE, See DynoMax Catalog

31554 Gskt.	31574 Gskt.	31610 Gskt.	31718 Gskt.	35229 Insl.															
----------------	----------------	----------------	----------------	----------------	--	--	--	--	--	--	--	--	--	--	--	--	--	--	--

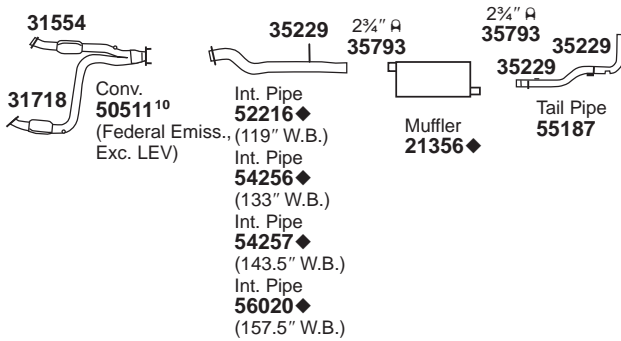
NOT LEGAL FOR SALE IN STATE OF CALIFORNIA  
IN NEW YORK STATE, CONVERTERS LISTED ARE LEGAL FOR FEDERAL/EPA EMISSION VEHICLES ONLY

- ◆ If welded assembly, replace all required parts.
- # Modifications and/or additional parts required.
- 10 Fits Federal/EPA Emission Vehicles.

- 37 Fits All Emissions Vehicles.
- 563 Single Outlet Muffler replaces Dual Outlet Muffler.

# LIGHT TRUCK

**2001-99 6 CYL. SILVERADO/SIERRA 1500**  
**w/4.3L ENG. - 119", 133", 143.5",**  
**(658) 157.5" W.B.**



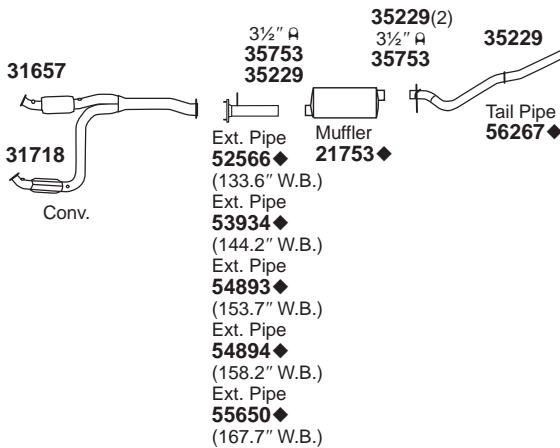
**DynoMAX SYSTEM AVAILABLE, See DynoMax Catalog**

For 21356: SoundFX 18823

Univ. SoundFX 18138#

**CHEVROLET/GMC**  
**Pickup Silverado/Sierra 3/4 Ton - 2 & 4 W.D.**

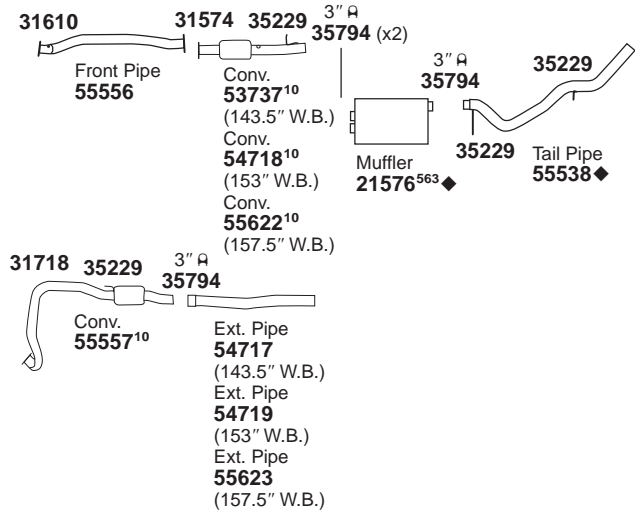
**2014-11 8 CYL. SILVERADO/SIERRA 2500 HD**  
**w/6.0L ENG.,**  
**(659) (EXC. CAB & CHASSIS)**



31554 Gskt.	31574 Gskt.	31610 Gskt.	31657 Gskt.	31718 Gskt.	35229 Insl.	36496 Gasket

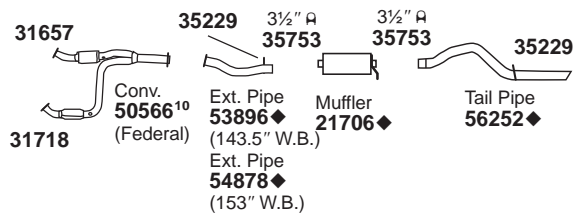
**CHEVROLET/GMC**  
**Pickup Silverado/Sierra 3/4 Ton - 2 & 4 W.D.**

**2010-07 8 CYL. SILVERADO/SIERRA 2500HD**  
**CAB & CHASSIS w/6.0L, 8.1L**  
**ENG. - 143.5", 153", 157.5" W.B.,**  
**FEDERAL EMISSIONS,**  
**O.E. DIAMETER MUFFLER w/3"**  
**(660) INLET AND OUTLET**

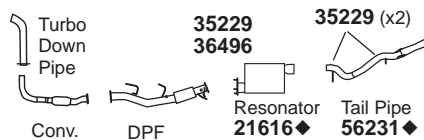


**NOTE: To connect muffler 21576 to O.E. Pipes:**  
**1) Cut O.E. converter pipe and extension pipe**  
**immediately behind pipe-to-muffler weld.**  
**2) Insert O.E. pipes into muffler bushings and clamp.**

**2010-07 8 CYL. SILVERADO/SIERRA 2500 HD**  
**w/6.0L ENG. - 143.5", 153" W.B.**  
**(661) (EXC. CAB & CHASSIS)**



**2010-07 8 CYL. SILVERADO/SIERRA 2500 HD**  
**w/6.6L DURAMAX DIESEL ENG.**  
**(EXC. 2007 CLASSIC) (EXC. CAB**  
**(662) & CHASSIS)**



GENERAL INFORMATION

PASSENGER CAR

LIGHT TRUCK

MUFFLER SPECS.

OPTIONAL MUFFLERS

ACCESSORIES

FOOTNOTES

**NOT LEGAL FOR SALE IN STATE OF CALIFORNIA**  
**IN NEW YORK STATE, CONVERTERS LISTED ARE LEGAL FOR FEDERAL/EPA EMISSION VEHICLES ONLY**

◆ If welded assembly, replace all required parts.  
 # Modifications and/or additional parts required.

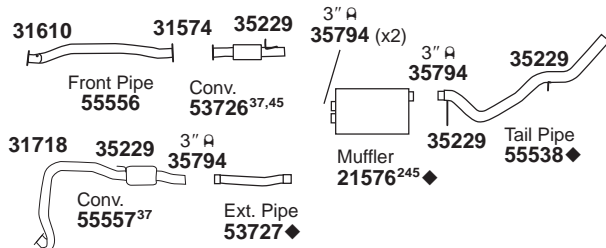
10 Fits Federal/EPA Emission Vehicles.  
 563 Single Outlet Muffler replaces Dual Outlet Muffler.

# LIGHT TRUCK

## CHEVROLET/GMC

Pickup Silverado/Sierra 3/4 Ton - 2 & 4 W.D.

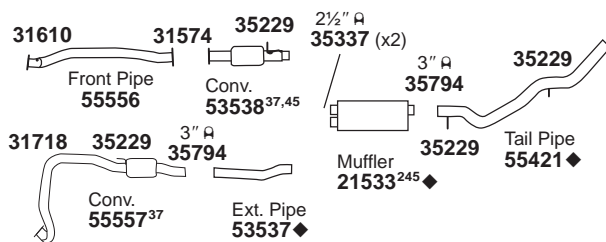
**2007 8 CYL. SILVERADO/SIERRA 2500 HD CLASSIC CAB & CHASSIS w/6.0L, 8.1L ENG. -133" W.B., O.E. DIAMETER MUFFLER w/3" INLET & OUTLET, SINGLE REAR WHEELS**  
(663)



**NOTE: To connect muffler 21576 to O.E. Pipes:**  
 1) Cut O.E. converter pipe and extension pipe immediately behind pipe-to-muffler weld.  
 2) Insert O.E. pipes into muffler bushings and clamp.

**DYNOMAX** SYSTEM AVAILABLE, See DynoMax Catalog

**2007 8 CYL. SILVERADO/SIERRA 2500 HD CLASSIC CAB & CHASSIS w/6.0L, 8.1L ENG. -133" W.B., SMALL DIAMETER MUFFLER w/2 1/2" INLET**  
(664)

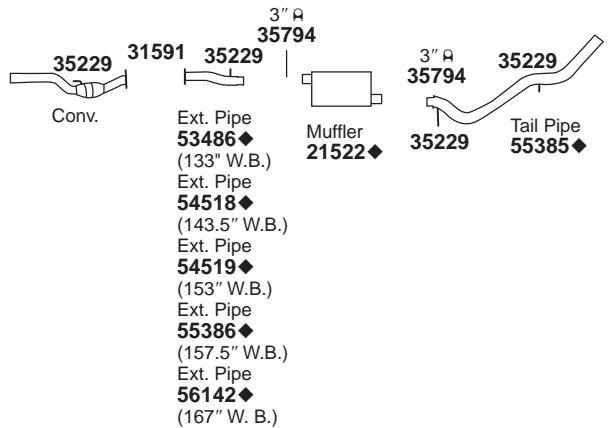


**DYNOMAX** SYSTEM AVAILABLE, See DynoMax Catalog

For 53538: Univ. Conv. 93239#

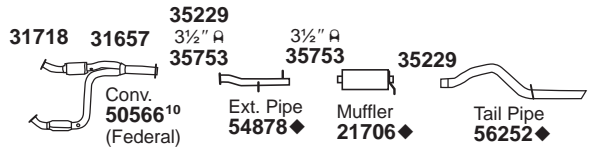
31574 Gskt.	31591 Gskt.	31610 Gskt.	31657 Gskt.	31718 Gskt.	35229 Insl.														

**2007 8 CYL. SILVERADO/SIERRA 2500 HD CLASSIC w/6.6L DURAMAX DIESEL ENG.**  
**2006-01 8 CYL. SILVERADO/SIERRA 2500 HD w/6.6L DURAMAX DIESEL ENG.**  
(665)

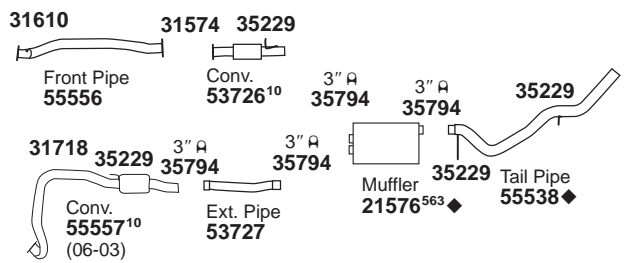


**DYNOMAX** SYSTEM AVAILABLE, See DynoMax Catalog

**2007 8 CYL. SILVERADO/SIERRA 2500 HD CLASSIC w/8.1L ENG. - 153" WB (EXC. CAB & CHASSIS)**  
(666)



**2006-01 8 CYL. SILVERADO/SIERRA 2500 HD w/6.0L, 8.1L ENG. - 133" W.B., FEDERAL EMISSIONS (EXC. LEV) (EXC. 2006 6.0L NATURAL GAS CONVERSION), O.E. DIAMETER MUFFLER w/3" INLET AND OUTLET**  
(667)



**NOTE: To connect muffler 21576 to O.E. Pipes:**  
 1) Cut O.E. converter pipe and extension pipe immediately behind pipe-to-muffler weld.  
 2) Insert O.E. pipes into muffler bushings and clamp.

NOT LEGAL FOR SALE IN STATE OF CALIFORNIA

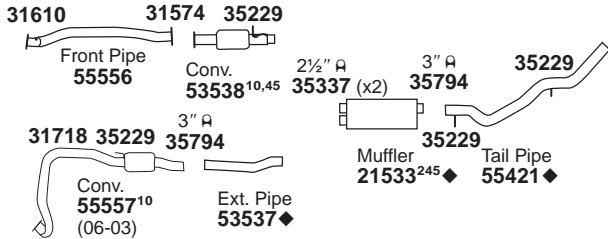
IN NEW YORK STATE, CONVERTERS LISTED ARE LEGAL FOR FEDERAL/EPA EMISSION VEHICLES ONLY

- ◆ If welded assembly, replace all required parts.
- # Modifications and/or additional parts required.
- 10 Fits Federal/EPA Emission Vehicles.
- 37 Fits All Emissions Vehicles.

- 45 OE exhaust system is completely welded. Additional adapters and cutting the OE pipes may be required to complete installation. Only failed Converters may be replaced.
- 245 Use Reducer Bushing 41974 to connect with O.E. Converter Pipe.
- 563 Single Outlet Muffler replaces Dual Outlet Muffler.

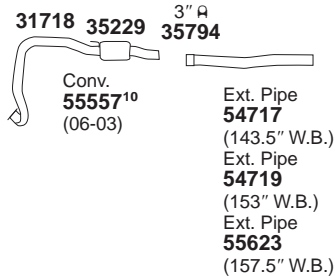
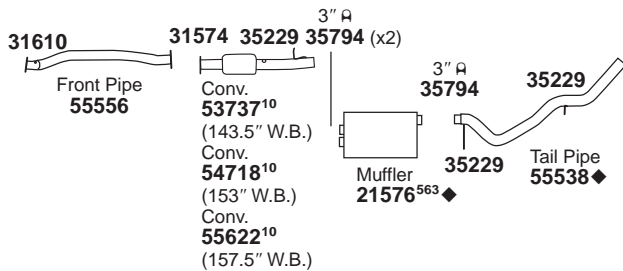
# LIGHT TRUCK

**2006-01 8 CYL. SILVERADO/SIERRA 2500 HD w/6.0L, 8.1L ENG. - 133" W.B., FEDERAL EMISSIONS (EXC. LEV) (EXC. 2006 6.0L NATURAL GAS CONVERSION), SMALL DIAMETER MUFFLER w/2 1/2" INLET**  
(668)



For 53538: Univ. Conv. 93239#

**2006-01 8 CYL. SILVERADO/SIERRA 2500 HD w/6.0L, 8.1L ENG. - 143.5", 153", 157.5" W.B., FEDERAL EMISSIONS (EXC. LEV) (EXC. 2006 6.0L NATURAL GAS CONVERSION), O.E. DIAMETER MUFFLER w/3" INLET & OUTLET**  
(669)



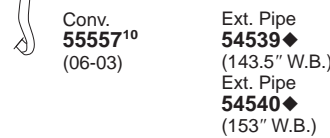
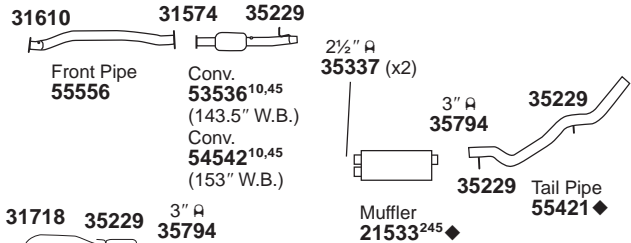
**NOTE:** To connect muffler 21576 to O.E. Pipes:  
1) Cut O.E. converter pipe and extension pipe immediately behind pipe-to-muffler weld.  
2) Insert O.E. pipes into muffler bushings and clamp.

31574 Gskt.	31610 Gskt.	31718 Gskt.	35229 Insl.

## CHEVROLET/GMC

Pickup Silverado/Sierra 3/4 Ton - 2 & 4 W.D.

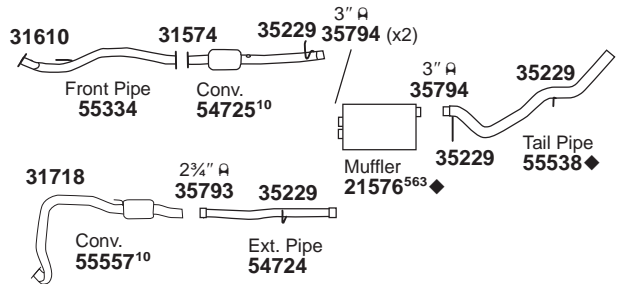
**2006-01 8 CYL. SILVERADO/SIERRA 2500 HD w/6.0L, 8.1L ENG. - 143.5", 153" W.B., FEDERAL EMISSIONS, (EXC. LEV) (EXC. 2006 6.0L NATURAL GAS CONVERSION), SMALL DIAMETER MUFFLER w/2 1/2" INLET**  
(670)



For 53536: Univ. Conv. 93239#

For 54542: Univ. Conv. 93239#

**2004 V8 CYL. SILVERADO/SIERRA 2500 w/6.0L ENG. - 153" W.B., FEDERAL EMISSIONS (EXC. LEV SPEC.) (EXC. HD) O.E. DIAMETER MUFFLER w/3" INLET & OUTLET**  
(671)



**NOTE:** To connect muffler 21576 to O.E. Pipes:  
1) Cut O.E. converter pipe and extension pipe immediately behind pipe-to-muffler weld.  
2) Insert O.E. pipes into muffler bushings and clamp.

**DYNOMAX** SYSTEM AVAILABLE, See DynoMax Catalog

**NOT LEGAL FOR SALE IN STATE OF CALIFORNIA  
IN NEW YORK STATE, CONVERTERS LISTED ARE LEGAL FOR FEDERAL/EPA EMISSION VEHICLES ONLY**

- ◆ If welded assembly, replace all required parts.
- # Modifications and/or additional parts required.
- 10 Fits Federal/EPA Emission Vehicles.

- 45 OE exhaust system is completely welded. Additional adapters and cutting the OE pipes may be required to complete installation. Only failed Converters may be replaced.
- 245 Use Reducer Bushing 41974 to connect with O.E. Converter Pipe.
- 563 Single Outlet Muffler replaces Dual Outlet Muffler.

GENERAL INFORMATION

PASSENGER CAR

LIGHT TRUCK

MUFFLER SPECS.

OPTIONAL MUFFLERS

ACCESSORIES

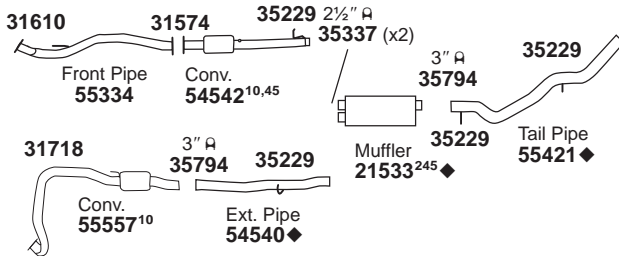
FOOTNOTES

# LIGHT TRUCK

## CHEVROLET/GMC

Pickup Silverado/Sierra 3/4 Ton - 2 & 4 W.D.

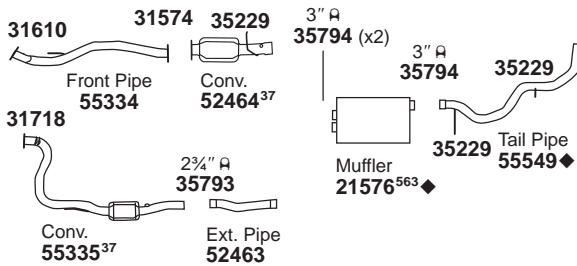
**2004 8 CYL. SILVERADO/SIERRA 2500 w/6.0L ENG. -153" W.B., FEDERAL EMISSIONS (EXC. LEV SPEC.) (EXC. HD) SMALL DIAMETER MUFFLER w/2 1/2" INLET**  
(672)



**DYNOMAX** SYSTEM AVAILABLE, See DynoMax Catalog

For 54542: Univ. Conv. 93239#

**2002-01 V8 CYL. SILVERADO/SIERRA 2500 w/6.0L ENG. -133" W.B. (1ST DESIGN) (EXC. HD), O.E. DIAMETER MUFFLER w/3" INLET & OUTLET**  
(673)

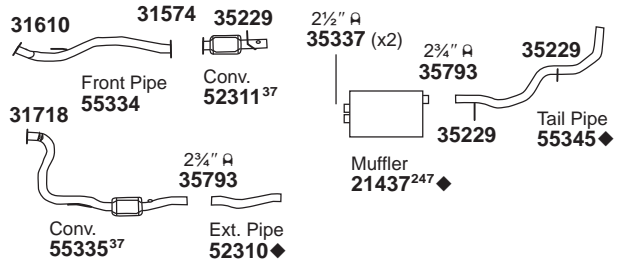


**NOTE: To connect muffler 21576 to O.E. Pipes:**  
1) Cut O.E. converter pipe and extension pipe immediately behind pipe-to-muffler weld.  
2) Insert O.E. pipes into muffler bushings and clamp.

**DYNOMAX** SYSTEM AVAILABLE, See DynoMax Catalog

For 52464: Univ. Conv. 93239#  
For 55335: Univ. Conv. 93253#

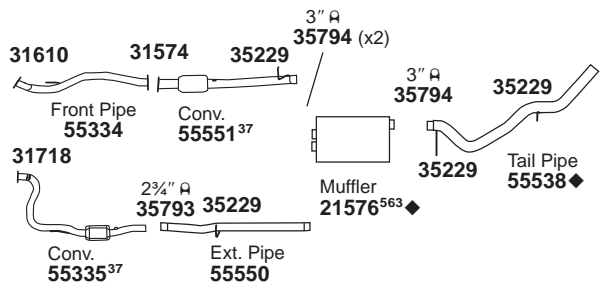
**2002-01 V8 CYL. SILVERADO/SIERRA 2500 w/6.0L ENG. -133" W.B. (1ST DESIGN) (EXC. HD), SMALL DIAMETER MUFFLER w/2 1/2" INLET**  
(674)



**DYNOMAX** SYSTEM AVAILABLE, See DynoMax Catalog

For 21437: Super Turbo 17739<sup>576</sup> Ultra Flo SS 17266<sup>576</sup>  
For 52311: Univ. Conv. 93238#  
For 55335: Univ. Conv. 93253#

**2002-01 V8 CYL. SILVERADO/SIERRA 2500 w/6.0L ENG. -157.5" W.B. (EXC. HD), O.E. DIAMETER MUFFLER w/3" INLET & OUTLET**  
(675)



**NOTE: To connect muffler 21576 to O.E. Pipes:**  
1) Cut O.E. converter pipe and extension pipe immediately behind pipe-to-muffler weld.  
2) Insert O.E. pipes into muffler bushings and clamp.

**DYNOMAX** SYSTEM AVAILABLE, See DynoMax Catalog

For 55335: Univ. Conv. 93253#  
For 55551: Univ. Conv. 93239#

31574 Gskt.	31610 Gskt.	31718 Gskt.	35229 Insl.							

**NOT LEGAL FOR SALE IN STATE OF CALIFORNIA  
IN NEW YORK STATE, CONVERTERS LISTED ARE LEGAL FOR FEDERAL/EPA EMISSION VEHICLES ONLY**

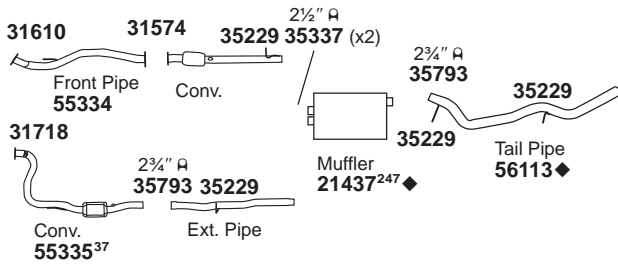
- ◆ If welded assembly, replace all required parts.
- # Modifications and/or additional parts required.
- 10 Fits Federal/EPA Emission Vehicles.
- 37 Fits All Emissions Vehicles.
- 45 OE exhaust system is completely welded. Additional adapters and cutting the OE pipes may be required to complete installation. Only failed Converters may be replaced.

- 245 Use Reducer Bushing 41974 to connect with O.E. Converter Pipe.
- 247 Use Reducer Bushing 41965 to connect with O.E. Converter Pipe.
- 563 Single Outlet Muffler replaces Dual Outlet Muffler.
- 576 For installation instructions and additional parts required, see the Cross Reference Chart in the Master Catalog.



# LIGHT TRUCK

**2002-01 V8 CYL. SILVERADO/SIERRA 2500 w/6.0L ENG. -157.5" W.B. (EXC. HD), SMALL DIAMETER MUFFLER w/2½" INLET**  
**(676)**

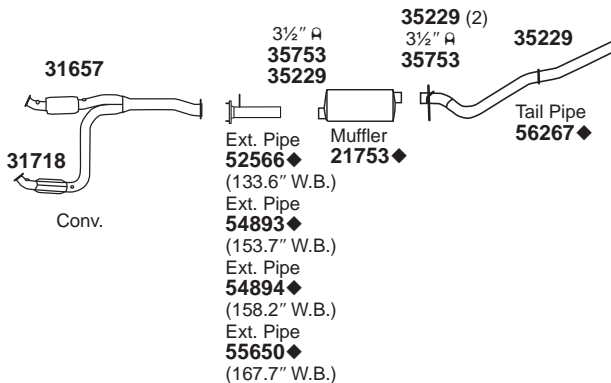


**DYNOMAX** SYSTEM AVAILABLE, See DynoMax Catalog

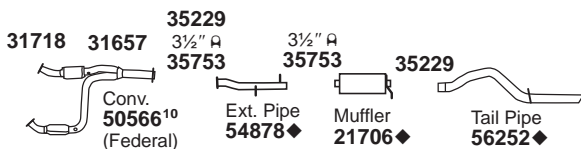
For 21437: Super Turbo 17739<sup>576</sup> Ultra Flo SS 17266<sup>576</sup>  
For 55335: Univ. Conv. 93253#

## CHEVROLET/GMC Pickup Silverado/Sierra 1 Ton - 2 & 4 W.D.

**2014-11 8 CYL. SILVERADO/SIERRA 3500 HD w/6.0L ENG., (EXC. CAB & CHASSIS)**  
**(677)**



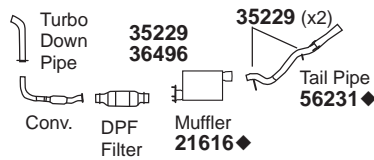
**2010-07 8 CYL. SILVERADO/SIERRA 3500 HD w/6.0L ENG. - 153" W.B. (EXC. CAB & CHASSIS)**  
**(678)**



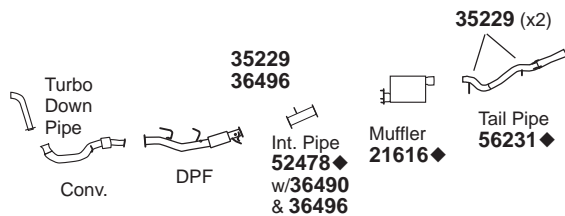
31574 Gskt.	31610 Gskt.	31657 Gskt.	31718 Gskt.	35229 Insl.	36490 Bolt Kit	36496 Gasket

## CHEVROLET/GMC Pickup Silverado/Sierra 1 Ton - 2 & 4 W.D.

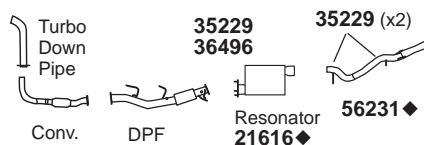
**2010-07 8 CYL. SILVERADO/SIERRA 3500 HD w/6.6L DURAMAX DIESEL ENG. (EXC. CAB & CHASSIS) 133.0", 143.5" W.B.**  
**(679)**



**2010-07 8 CYL. SILVERADO/SIERRA 3500 HD w/6.6L DURAMAX DIESEL ENG., CREW CAB (EXC. CAB & CHASSIS)**  
**(680)**



**2009-07 8 CYL. SILVERADO/SIERRA 3500 HD w/6.6L DURAMAX DIESEL ENG., 157.5" W.B. (EXC. CLASSIC) (EXC. CAB & CHASSIS)**  
**(681)**



**NOT LEGAL FOR SALE IN STATE OF CALIFORNIA  
IN NEW YORK STATE, CONVERTERS LISTED ARE LEGAL FOR FEDERAL/EPA EMISSION VEHICLES ONLY**

- ◆ If welded assembly, replace all required parts.
- # Modifications and/or additional parts required.
- 10 Fits Federal/EPA Emission Vehicles.
- 37 Fits All Emissions Vehicles.

- 247 Use Reducer Bushing 41965 to connect with O.E. Converter Pipe.
- 576 For installation instructions and additional parts required, see the Cross Reference Chart in the Master Catalog.

GENERAL INFORMATION

PASSENGER CAR

LIGHT TRUCK

MUFFLER SPECS.

OPTIONAL MUFFLERS

ACCESSORIES

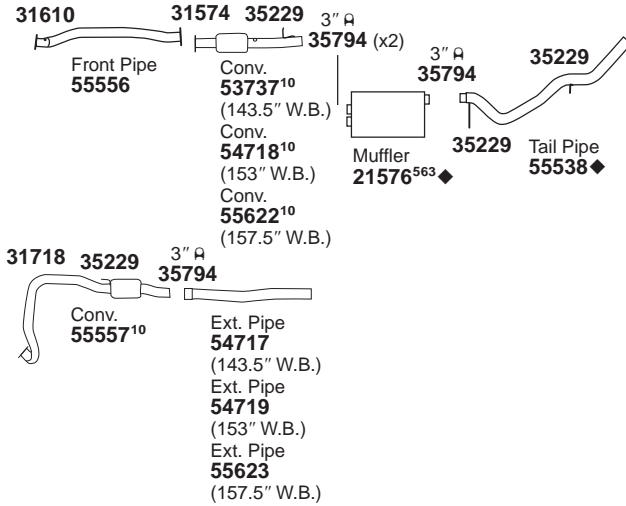
FOOTNOTES

# LIGHT TRUCK

## CHEVROLET/GMC

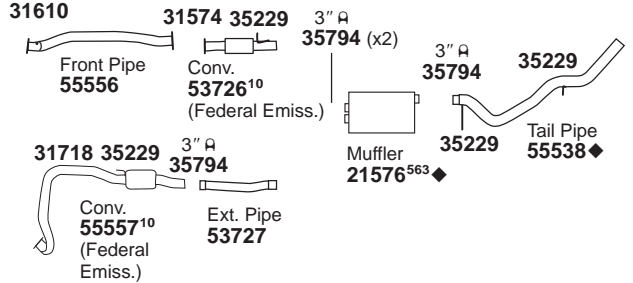
Pickup Silverado/Sierra 1 Ton - 2 & 4 W.D.

**2007 8 CYL. SILVERADO/SIERRA 3500 CAB & CHASSIS w/6.0L, 8.1L ENG. - 143.5", 153", 157.5" W.B., FEDERAL EMISSIONS, O.E. DIAMETER MUFFLER w/3" INLET AND OUTLET**  
(682)



**NOTE: To connect muffler 21576 to O.E. Pipes:**  
1) Cut O.E. converter pipe and extension pipe immediately behind pipe-to-muffler weld.  
2) Insert O.E. pipes into muffler bushings and clamp.

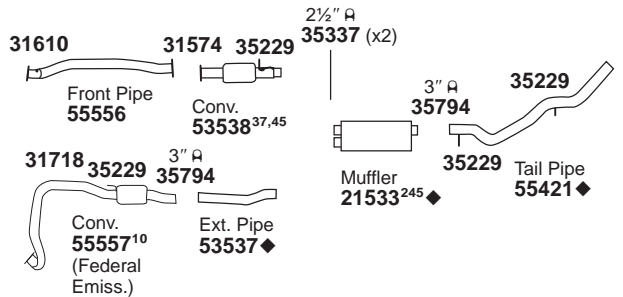
**2007 8 CYL. SILVERADO/SIERRA 3500 CLASSIC w/6.0L, 8.1L ENG. - 133" W.B., CAB & CHASSIS, SINGLE REAR WHEELS (EXC. HD), O.E. DIAMETER MUFFLER w/3" INLET AND OUTLET**  
(683)



**NOTE: To connect muffler 21576 to O.E. Pipes:**  
1) Cut O.E. converter pipe and extension pipe immediately behind pipe-to-muffler weld.  
2) Insert O.E. pipes into muffler bushings and clamp.

**DYNOMAX** SYSTEM AVAILABLE, See DynoMax Catalog

**2007 8 CYL. SILVERADO/SIERRA 3500 CLASSIC w/6.0L, 8.1L ENG. - 133" W.B., CAB & CHASSIS, SINGLE REAR WHEELS (EXC. HD), SMALL DIAMETER MUFFLER w/2 1/2" INLET**  
(684)



For 53538: Univ. Conv. 93239#

31574 Gskt.	31610 Gskt.	31718 Gskt.	35229 Insl.																

**NOT LEGAL FOR SALE IN STATE OF CALIFORNIA  
IN NEW YORK STATE, CONVERTERS LISTED ARE LEGAL FOR FEDERAL/EPA EMISSION VEHICLES ONLY**

- ◆ If welded assembly, replace all required parts.
- # Modifications and/or additional parts required.
- <sup>10</sup> Fits Federal/EPA Emission Vehicles.
- <sup>37</sup> Fits All Emissions Vehicles.

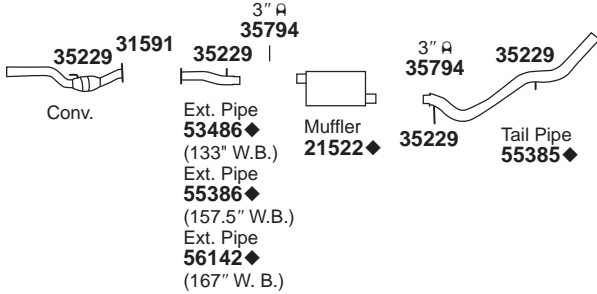
- <sup>45</sup> OE exhaust system is completely welded. Additional adapters and cutting the OE pipes may be required to complete installation. Only failed Converters may be replaced.
- <sup>245</sup> Use Reducer Bushing 41974 to connect with O.E. Converter Pipe.
- <sup>563</sup> Single Outlet Muffler replaces Dual Outlet Muffler.



# LIGHT TRUCK

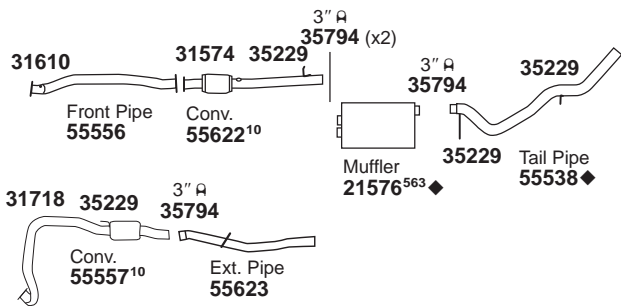
**2007 8 CYL. SILVERADO/SIERRA 3500 CLASSIC w/6.6L DURAMAX DIESEL ENG. (EXC. CAB AND CHASSIS)**

**2006-01 8 CYL. SILVERADO/SIERRA 3500 w/6.6L DURAMAX DIESEL ENG. (EXC. CAB AND CHASSIS)**  
(685)



**DYNOMAX** SYSTEM AVAILABLE, See DynoMax Catalog

**2006-04 8 CYL. SILVERADO/SIERRA 3500 w/6.0L, 8.1L ENG. - 157.5\"/>**

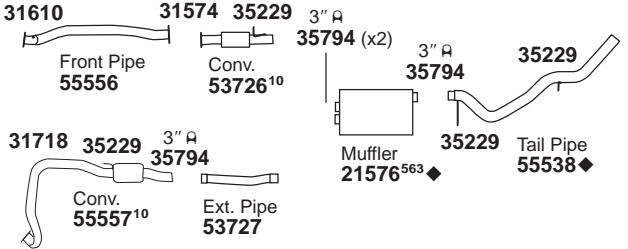


**NOTE: To connect muffler 21576 to O.E. Pipes:**  
 1) Cut O.E. converter pipe and extension pipe immediately behind pipe-to-muffler weld.  
 2) Insert O.E. pipes into muffler bushings and clamp.

31574 Gskt.	31591 Gskt.	31610 Gskt.	31718 Gskt.	35229 Insl.					

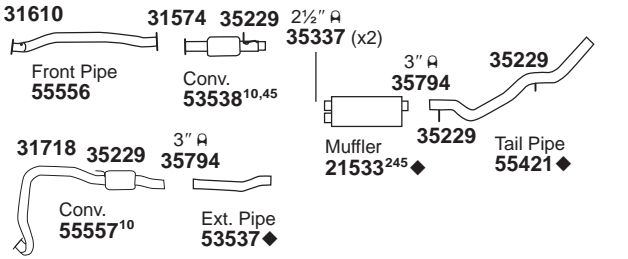
## CHEVROLET/GMC Pickup Silverado/Sierra 1 Ton - 2 & 4 W.D.

**2006 8 CYL. SILVERADO/SIERRA 3500 w/6.0L, 8.1L ENG. - 133\"/>**



**NOTE: To connect muffler 21576 to O.E. Pipes:**  
 1) Cut O.E. converter pipe and extension pipe immediately behind pipe-to-muffler weld.  
 2) Insert O.E. pipes into muffler bushings and clamp.

**2006 8 CYL. SILVERADO/SIERRA 3500 w/6.0L, 8.1L ENG. - 133\"/>**



For 53538: Univ. Conv. 93239#

GENERAL INFORMATION

PASSENGER CAR

LIGHT TRUCK

MUFFLER SPECS.

OPTIONAL MUFFLERS

ACCESSORIES

FOOTNOTES

**NOT LEGAL FOR SALE IN STATE OF CALIFORNIA  
 IN NEW YORK STATE, CONVERTERS LISTED ARE LEGAL FOR FEDERAL/EPA EMISSION VEHICLES ONLY**

◆ If welded assembly, replace all required parts.  
 # Modifications and/or additional parts required.  
 10 Fits Federal/EPA Emission Vehicles.

45 OE exhaust system is completely welded. Additional adapters and cutting the OE pipes may be required to complete installation. Only failed Converters may be replaced.  
 245 Use Reducer Bushing 41974 to connect with O.E. Converter Pipe.  
 563 Single Outlet Muffler replaces Dual Outlet Muffler.

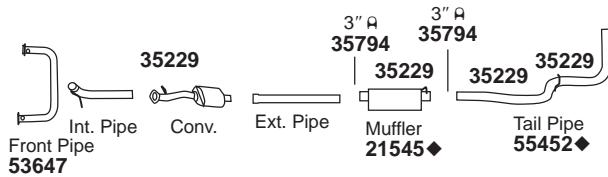
# LIGHT TRUCK

## CHEVROLET/GMC

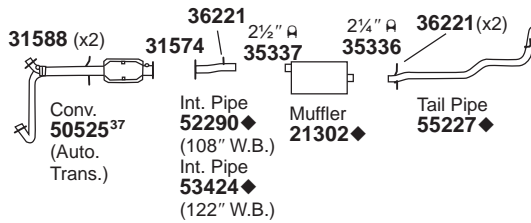
Pickup 1 Ton - 2 & 4 W.D.

2002-01 8 CYL. C3500 HD w/6.5L ENG. CHASSIS CAB

2000-96 8 CYL. C3500 w/6.5L ENG., CHASSIS CAB (689)

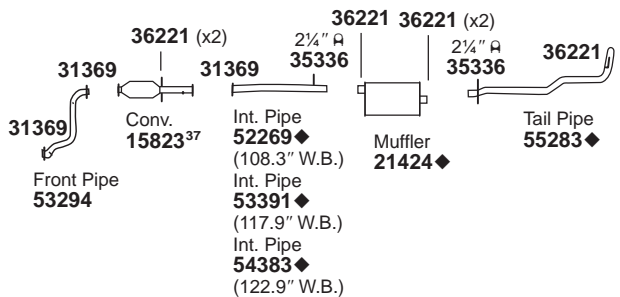


2003-00 6 CYL. S10/SONOMA w/4.3L ENG., (691) 2 W.D.



For 21302: SoundFX 18913  
Univ. SoundFX 17853 or 18112<sup>61</sup>  
Super Turbo 17733# Ultra Flo SS 17283#  
For 50525: Univ. Conv. 93303#

2003-01 4 CYL. S10/SONOMA w/2.2L ENG. (692)

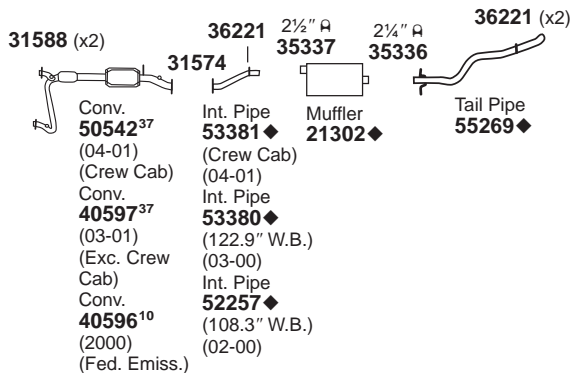


For 15823: Univ. Conv. 93237#  
For 21424: Super Turbo 17731# Ultra Flo SS 17282#

## CHEVROLET/GMC

S10/S15 Sonoma Pickup - 2 & 4 W.D.

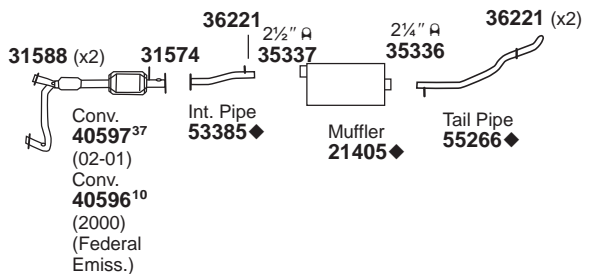
2004-00 6 CYL. S10/SONOMA w/4.3L ENG., (690) 4 W.D., (EXC. SPORT SERIES)



**DYNOMAX** SYSTEM AVAILABLE, See DynoMax Catalog

For 21302: SoundFX 18913  
Univ. SoundFX 17853 or 18112<sup>61</sup>  
Super Turbo 17733# Ultra Flo SS 17283#  
For 40596: Univ. Conv. 93304#  
For 50542: Univ. Conv. 93239#

2002-00 V6 CYL. S10/SONOMA w/4.3L ENG., (693) 4 W.D., 122.9" W.B. w/SPORT SERIES PACKAGE



For 21405: Super Turbo 17733# Ultra Flo SS 17283#  
For 40596: Univ. Conv. 93304#

31369 Gskt.	31574 Gskt.	31588 Gskt.	35229 Insl.	36221 Insl.															

NOT LEGAL FOR SALE IN STATE OF CALIFORNIA  
IN NEW YORK STATE, CONVERTERS LISTED ARE LEGAL FOR FEDERAL/EPA EMISSION VEHICLES ONLY

◆ If welded assembly, replace all required parts.  
# Modifications and/or additional parts required.  
10 Fits Federal/EPA Emission Vehicles.

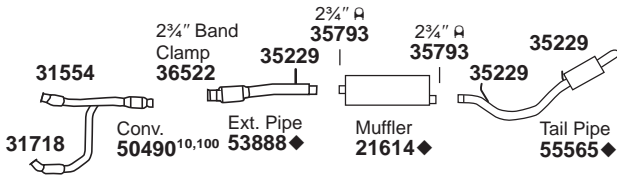
37 Fits All Emissions Vehicles.  
61 Cut to fit.

# LIGHT TRUCK

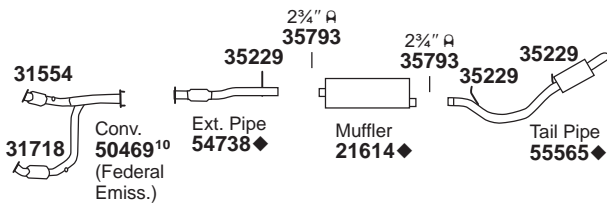
## CHEVROLET/GMC

Suburban 1/2 Ton - 2 & 4 W.D.

2014-09 8 CYL. SUBURBAN 1500 w/5.3L ENG. (694)

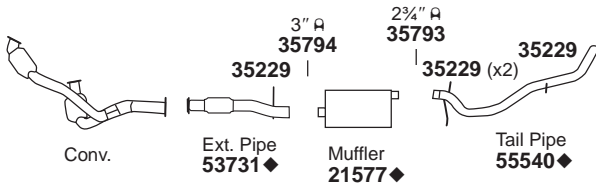


2008-07 8 CYL. SUBURBAN 1500 w/5.3L ENG. (695)

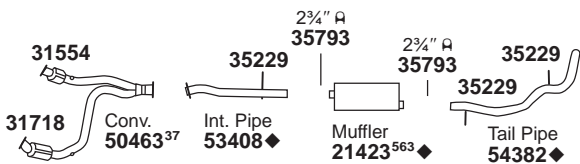


DYNOMAX SYSTEM AVAILABLE, See DynoMax Catalog

2007 8 CYL. SUBURBAN 1500 w/6.0L ENG., 119" W.B. (696)



2006 8 CYL. SUBURBAN 1500 w/5.3L ENG. (697)



DYNOMAX SYSTEM AVAILABLE, See DynoMax Catalog

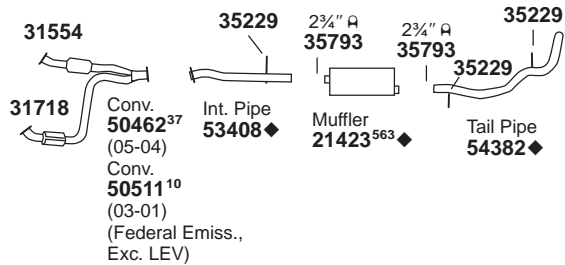
For 21423: SoundFX 18957

31554 Gskt. 	31718 Gskt. 	35229 Insl. 							
--------------------	--------------------	--------------------	--	--	--	--	--	--	--

## CHEVROLET/GMC

Suburban 1/2 Ton - 2 & 4 W.D.

2005-01 8 CYL. SUBURBAN 1500 w/5.3L ENG. (698)



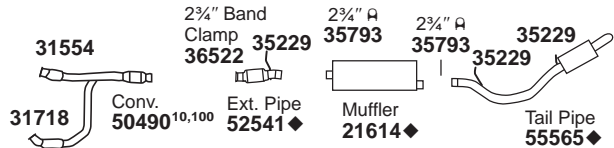
DYNOMAX SYSTEM AVAILABLE, See DynoMax Catalog

For 21423: SoundFX 18957

## CHEVROLET/GMC

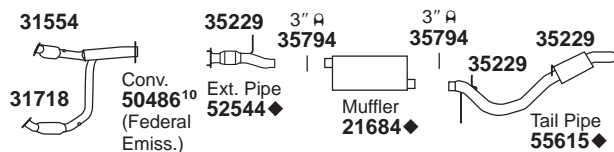
Tahoe

2014-09 8 CYL. TAHOE w/5.3L ENG. (699)



DYNOMAX SYSTEM AVAILABLE, See DynoMax Catalog

2009 8 CYL. TAHOE w/6.2L ENG. (700)



DYNOMAX SYSTEM AVAILABLE, See DynoMax Catalog

GENERAL INFORMATION

PASSENGER CAR

LIGHT TRUCK

MUFFLER SPECS.

OPTIONAL MUFFLERS

ACCESSORIES

FOOTNOTES

NOT LEGAL FOR SALE IN STATE OF CALIFORNIA  
IN NEW YORK STATE, CONVERTERS LISTED ARE LEGAL FOR FEDERAL/EPA EMISSION VEHICLES ONLY

◆ If welded assembly, replace all required parts.  
10 Fits Federal/EPA Emission Vehicles.  
37 Fits All Emissions Vehicles.

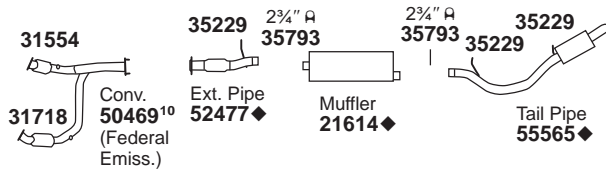
100 Ultra Converter.  
563 Single Outlet Muffler replaces Dual Outlet Muffler.

# LIGHT TRUCK

## CHEVROLET/GMC

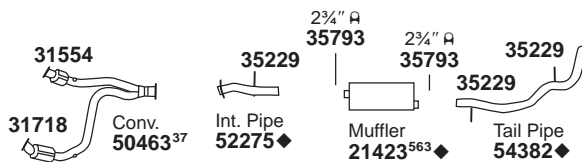
Tahoe

2008-07 8 CYL. TAHOE w/5.3L ENG.  
(701)



**DYNOMAX** SYSTEM AVAILABLE, See DynoMax Catalog

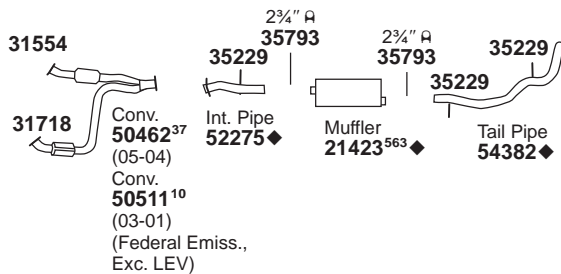
2006 8 CYL. TAHOE w/4.8L, 5.3L ENG.  
(702)



**DYNOMAX** SYSTEM AVAILABLE, See DynoMax Catalog

For 21423: SoundFX 18957

2005-01 8 CYL. TAHOE w/4.8L, 5.3L ENG.  
(703)



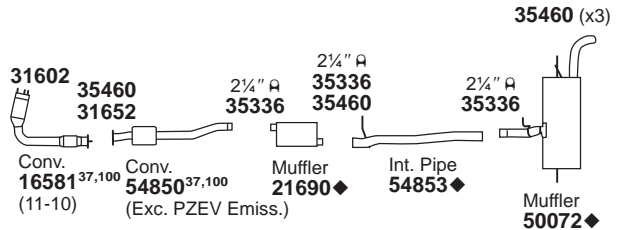
**DYNOMAX** SYSTEM AVAILABLE, See DynoMax Catalog

For 21423: SoundFX 18957

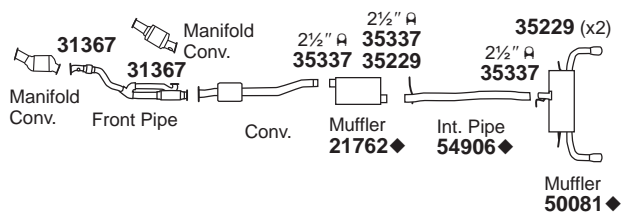
## CHEVROLET/GMC

Terrain

2015-10 4 CYL. TERRAIN w/2.4L ENG.  
(704)



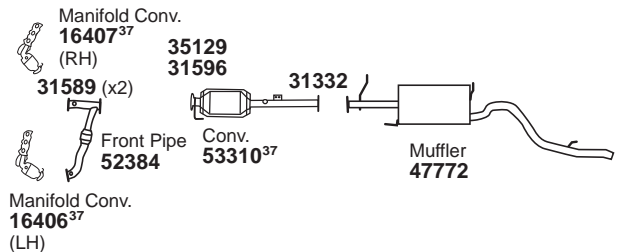
2012-10 6 CYL. TERRAIN w/3.0L ENG.  
(705)



## CHEVROLET/GMC

Tracker

2004-01 6 CYL. TRACKER w/2.5L ENG.  
(706)



For 47772: SoundFX 18888

For 53310: Univ. Conv. 93302#

31332 Gskt.	31367 Gskt.	31554 Gskt.	31589 Gskt.	31596 Gskt.	31602 Gskt.	31652 Gskt.	31718 Gskt.	35129 Bolt Kit	35229 Insl.	35460 Insl.			

NOT LEGAL FOR SALE IN STATE OF CALIFORNIA  
IN NEW YORK STATE, CONVERTERS LISTED ARE LEGAL FOR FEDERAL/EPA EMISSION VEHICLES ONLY

◆ If welded assembly, replace all required parts.  
# Modifications and/or additional parts required.  
214 10 Fits Federal/EPA Emission Vehicles.

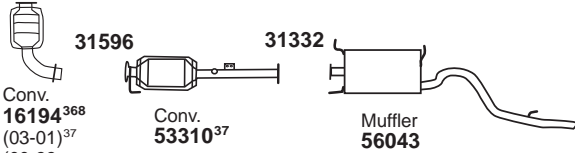
37 Fits All Emissions Vehicles.  
100 Ultra Converter.  
563 Single Outlet Muffler replaces Dual Outlet Muffler.

# LIGHT TRUCK

## CHEVROLET/GMC Trailblazer/Envoy

2003-99 4 CYL. TRACKER w/2.0L ENG., 2 DR.  
2000-99 4 CYL. TRACKER w/1.6L ENG.  
(707)

31599



Conv.  
**16194**<sup>368</sup>  
(03-01)<sup>37</sup>  
(00-99  
Calif. Emiss.)<sup>74</sup>

31596

Front Pipe  
**52247**Ⓞ  
(00-99)  
(Federal  
Emiss.)

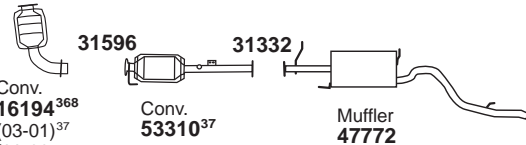
For 16194: Univ. Conv. 93236#

For 53310: Univ. Conv. 93302#

For 56043: SoundFX 18931

2003-99 4 CYL. TRACKER w/2.0L ENG., 4 DR.  
(708)

31599



Conv.  
**16194**<sup>368</sup>  
(03-01)<sup>37</sup>  
(00-99  
Calif. Emiss.)<sup>74</sup>

31596

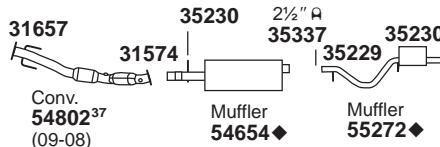
Front Pipe  
**52247**Ⓞ  
(00-99)  
(Federal  
Emiss.)

For 16194: Univ. Conv. 93236#

For 47772: SoundFX 18888

For 53310: Univ. Conv. 93302#

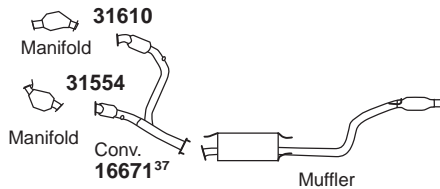
2009-06 6 CYL. TRAILBLAZER, ENVOY w/4.2L  
ENG. (EXC. AUTO AIR LEVELING  
SUSPENSION) (EXC. EXT/XL  
MODELS)  
(709)



Conv.  
**54802**<sup>37</sup>  
(09-08)  
Conv.  
**54772**<sup>37</sup>  
(07-06)

For 54654: Univ. SoundFX 17165<sup>597</sup>

2009-06 8 CYL. TRAILBLAZER w/6.0L ENG.  
2009-06 8 CYL. ENVOY w/5.3L ENG. (EXC. 06 XL  
MODELS)  
2008-06 8 CYL. TRAILBLAZER w/5.3L ENG.  
(710) (EXC. 06 EXT MODELS)

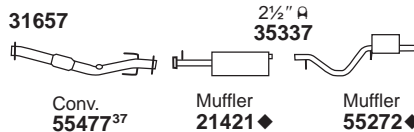


31610  
Manifold

31554  
Manifold  
Conv.  
**16671**<sup>37</sup>

Muffler

2005-02 6 CYL. TRAILBLAZER EXT, ENVOY XL,  
XUV w/4.2L ENG.  
(711)



31657

Conv.  
**55477**<sup>37</sup>

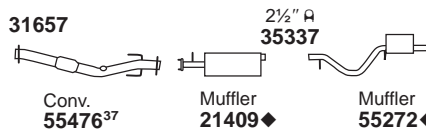
2 1/2" R  
35337

Muffler  
**21421**◆

Muffler  
**55272**◆

For 21421: SoundFX 18898<sup>595</sup> Super Turbo 17748#

2005-02 6 CYL. TRAILBLAZER, ENVOY w/4.2L  
ENG. (EXC. EXT/XL MODELS)  
(712)



31657

Conv.  
**55476**<sup>37</sup>

2 1/2" R  
35337

Muffler  
**21409**◆

Muffler  
**55272**◆

For 21409: SoundFX 18915  
Super Turbo 17748#

For 55476: Univ. Conv. 93253#

Univ. SoundFX 17165<sup>596</sup>

31332 Gskt.	31554 Gskt.	31574 Gskt.	31596 Gskt.	31599 Gskt.	31610 Gskt.	31657 Gskt.	35229 Insl.	35230 Insl.						

NOT LEGAL FOR SALE IN STATE OF CALIFORNIA  
IN NEW YORK STATE, CONVERTERS LISTED ARE LEGAL FOR FEDERAL/EPA EMISSION VEHICLES ONLY

- ◆ If welded assembly, replace all required parts.
- Ⓞ Air Gap Pipe. Appearance may be different than O.E. Pipe. Air space between Pipes acts as a Heat Insulator.
- # Modifications and/or additional parts required.
- 37 Fits All Emissions Vehicles.

- 74 Fits California/50 State Emission Vehicles.
- 368 O.E. Bracket not required.
- 595 Requires 52555 Inlet Pipe.
- 596 Requires 51096 Inlet Pipe.
- 597 Requires 52556 Inlet Pipe.

GENERAL  
INFORMATION

PASSENGER  
CAR

LIGHT  
TRUCK

MUFFLER  
SPECS.

OPTIONAL  
MUFFLERS

ACCESSORIES

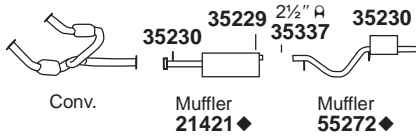
FOOTNOTES

# LIGHT TRUCK

## CHEVROLET/GMC

Trailblazer/Envoy

2005-03 8 CYL. TRAILBLAZER EXT, ENVOY XL,  
(713) XUV w/5.3L ENG.



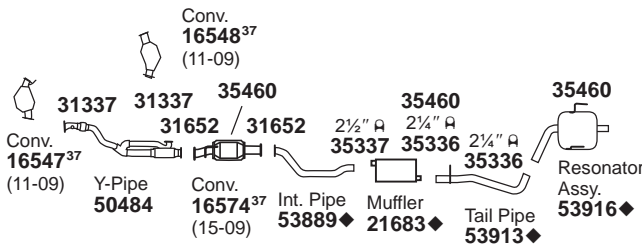
For 21421: SoundFX 18898<sup>595</sup>

Super Turbo 17748#

## CHEVROLET/GMC

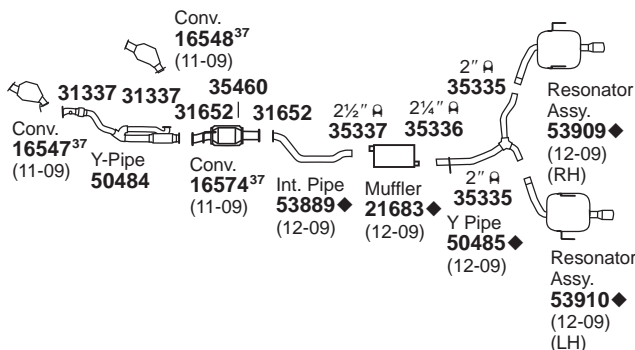
Traverse

2017-09 6 CYL. TRAVERSE LS, LT w/3.6L ENG.,  
(714) SINGLE EXHAUST



For 16574: Univ. Conv. 93238#

2015-09 6 CYL. TRAVERSE LTZ w/3.6L ENG.  
(715)

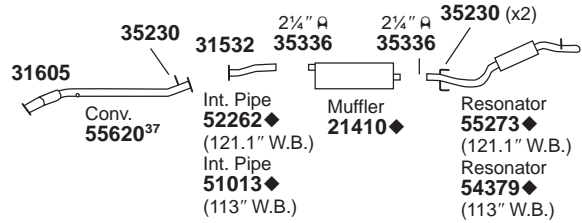


For 16574: Univ. Conv. 93238#

## CHEVROLET/GMC

Uplander

2008-07 6 CYL. UPLANDER w/3.9L ENG. (EXC.  
(716) SPORT SUSPENSION) F.W.D.

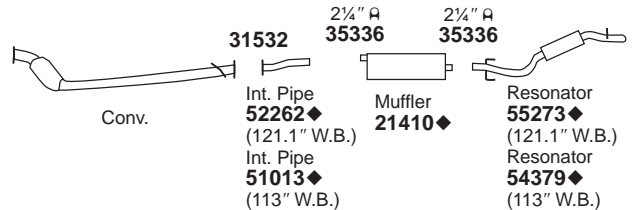


For 21410: SoundFX 18942

Super Turbo 17731#

Ultra Flo SS 17282#

2006-05 6 CYL. UPLANDER w/3.5L ENG. (EXC.  
(717) SPORT SUSPENSION), F.W.D.

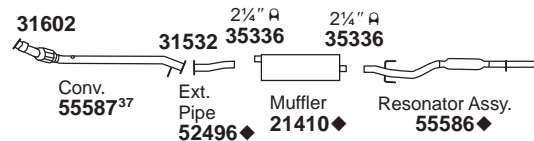


For 21410: SoundFX 18942

Super Turbo 17731#

Ultra Flo SS 17282#

2006-05 6 CYL. UPLANDER w/3.5L ENG.,  
(718) w/SPORT SUSPENSION  
(121.1" W.B.) F.W.D.



For 21410: SoundFX 18942

Super Turbo 17731#

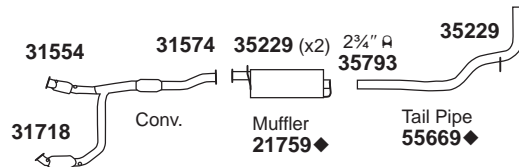
Ultra Flo SS 17282#

For 55587: Univ. Conv. 93271#

## CHEVROLET/GMC

Van - Express/Savana 1500 1/2 Ton

2014-09 8 CYL. EXPRESS/SAVANA 1500 VAN  
(719) w/4.3L ENG.



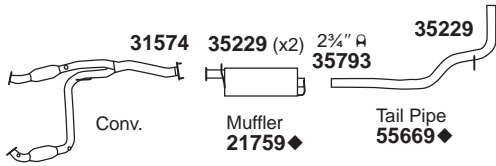
31337 Gskt.	31532 Gskt.	31554 Gskt.	31574 Gskt.	31602 Gskt.	31605 Gskt.	31652 Gskt.	31718 Gskt.	35229 Insl.	35230 Insl.	35460 Insl.			

NOT LEGAL FOR SALE IN STATE OF CALIFORNIA  
IN NEW YORK STATE, CONVERTERS LISTED ARE LEGAL FOR FEDERAL/EPA EMISSION VEHICLES ONLY

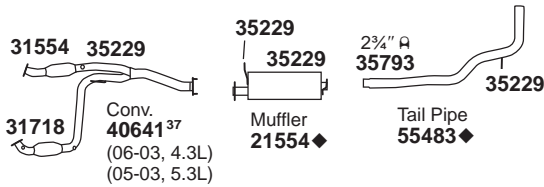


# LIGHT TRUCK

**2014-09 8 CYL. EXPRESS/SAVANA 1500 VAN (720)** w/5.3L ENG., 135" W.B.

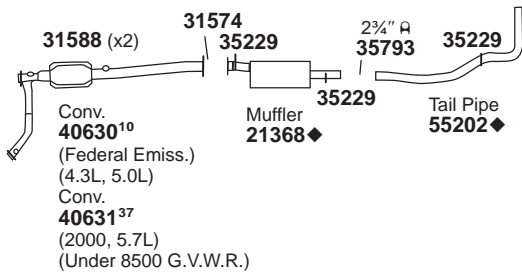


**2008-03 6-8 CYL. EXPRESS/SAVANA 1500 VAN (721)** w/4.3L, 5.3L ENG. - 135" W.B.



For 21554: Super Turbo 17797#

**2002-00 V6-8 CYL. EXPRESS/SAVANA 1500 VAN (722)** w/4.3L, 5.0L, 5.7L ENG. - 135" W.B.



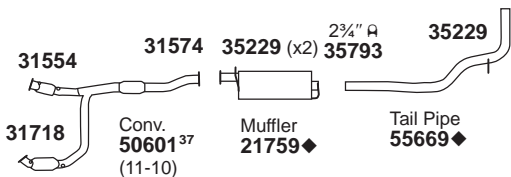
For 40630: Univ. Conv. 93304#

For 40631: Univ. Conv. 93271#

## CHEVROLET/GMC

Van - Express/Savana 2500 3/4 Ton

**2016-10 8 CYL. EXPRESS/SAVANA 2500 VAN (723)** w/4.8L, 6.0L ENG. w/135" W.B.

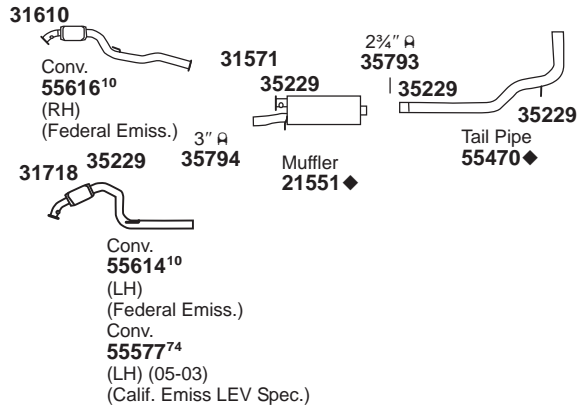


31554 Gskt.	31571 Gskt.	31574 Gskt.	31588 Gskt.	31610 Gskt.	31718 Gskt.	35229 Insl.

## CHEVROLET/GMC

Van - Express/Savana 2500 3/4 Ton

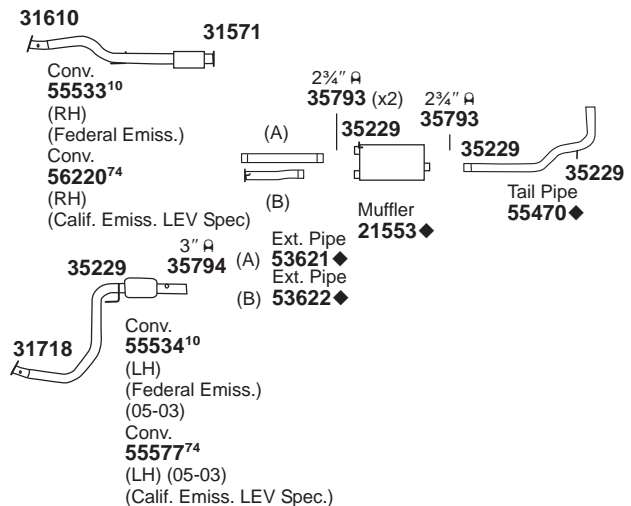
**2009-06 8 CYL. EXPRESS/SAVANA 2500 VAN (724)** w/4.8L, 6.0L ENG., 135" W.B.



For 55614: Univ. Conv. 93239#

For 55616: Univ. Conv. 93239#

**2006-03 8 CYL. EXPRESS/SAVANA 2500 VAN (725)** w/4.8L, 6.0L ENG., 155" W.B.



GENERAL INFORMATION

PASSENGER CAR

LIGHT TRUCK

MUFFLER SPECS.

OPTIONAL MUFFLERS

ACCESSORIES

FOOTNOTES

NOT LEGAL FOR SALE IN STATE OF CALIFORNIA  
IN NEW YORK STATE, CONVERTERS LISTED ARE LEGAL FOR FEDERAL/EPA EMISSION VEHICLES ONLY

- ◆ If welded assembly, replace all required parts.
- # Modifications and/or additional parts required.
- 10 Fits Federal/EPA Emission Vehicles.

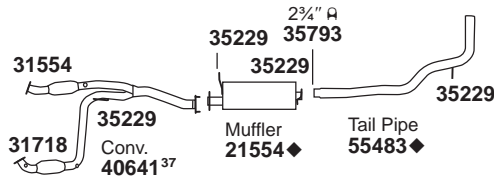
- 37 Fits All Emissions Vehicles.
- 74 Fits California/50 State Emission Vehicles.

# LIGHT TRUCK

## CHEVROLET/GMC

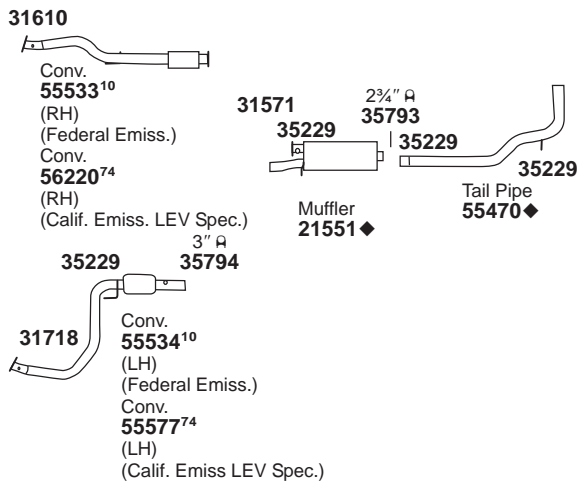
Van - Express/Savana 2500 3/4 Ton

**2005-03 6-8 CYL. EXPRESS/SAVANA 2500 VAN (726)**  
w/4.3L, 5.3L ENG. - 135" W.B.

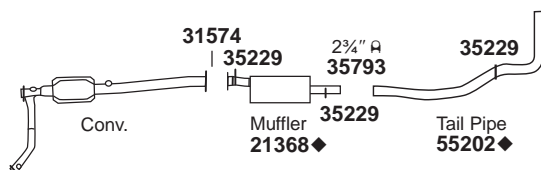


For 21554: Super Turbo 17797#

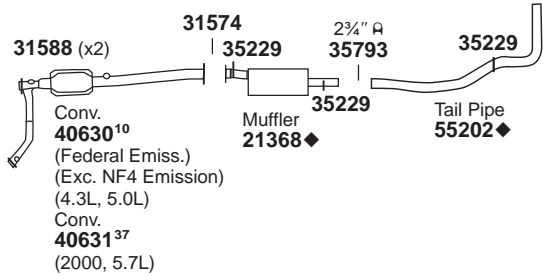
**2005-03 8 CYL. EXPRESS/SAVANA 2500 VAN (727)**  
w/4.8L, 6.0L ENG., 135" W.B.



**2002-98 V8 CYL. EXPRESS/SAVANA 2500 VAN (728)**  
w/6.5L DIESEL ENG. - 135" W.B.



**2002-00 V6-8 CYL. EXPRESS/SAVANA 2500 VAN (729)**  
w/4.3L, 5.0L, 5.7L ENG. - 135" W.B., UNDER 8500 G.V.W.R.



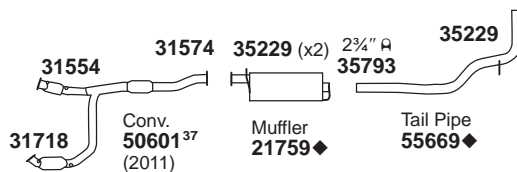
For 40630: Univ. Conv. 93304#

For 40631: Univ. Conv. 93271#

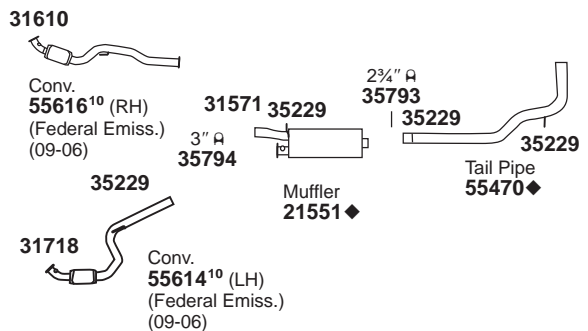
## CHEVROLET/GMC

Van - Express/Savana 3500 1 Ton

**2016-11 8 CYL. EXPRESS/SAVANA 3500 VAN (730)**  
w/4.8L ENG., 135" W.B.



**2010-09 8 CYL. EXPRESS/SAVANA 3500 VAN (731)**  
w/4.8L, 6.0L ENG., 135" W.B.



For 55614: Univ. Conv. 93239#

For 55616: Univ. Conv. 93239#

31554 Gskt.	31571 Gskt.	31574 Gskt.	31588 Gskt.	31610 Gskt.	31718 Gskt.	35229 Insl.													

NOT LEGAL FOR SALE IN STATE OF CALIFORNIA  
IN NEW YORK STATE, CONVERTERS LISTED ARE LEGAL FOR FEDERAL/EPA EMISSION VEHICLES ONLY

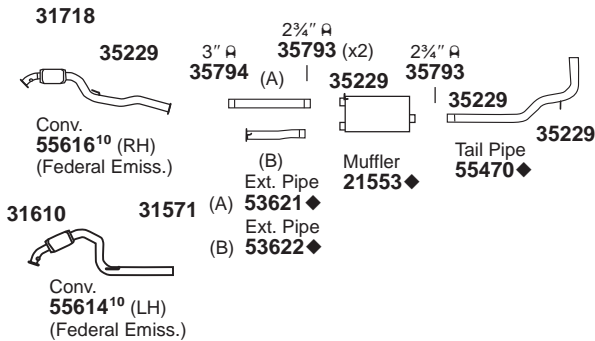
- ◆ If welded assembly, replace all required parts.
- # Modifications and/or additional parts required.
- 10 Fits Federal/EPA Emission Vehicles.

- 37 Fits All Emissions Vehicles.
- 74 Fits California/50 State Emission Vehicles.



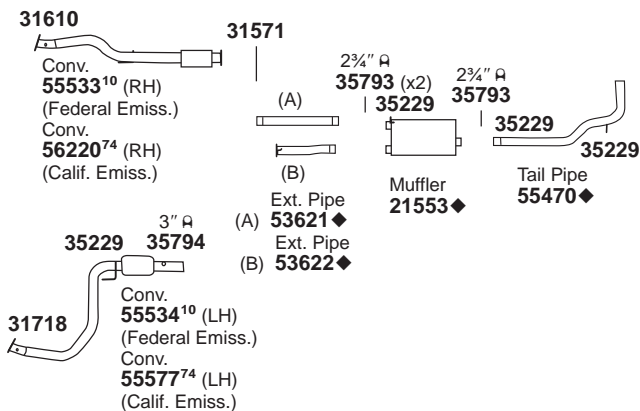
# LIGHT TRUCK

**2009-06 8 CYL. EXPRESS/SAVANA 3500 VAN w/6.0L ENG. - 155" W.B.**  
**2009-07 8 CYL. EXPRESS/SAVANA 3500 VAN (732) w/4.8L ENG. - 155" W.B.**



For 55614: Univ. Conv. 93239#  
 For 55616: Univ. Conv. 93239#

**2005-03 8 CYL. EXPRESS/SAVANA 3500 VAN w/6.0L ENG. - 155" W.B.**  
**2006-05 8 CYL. EXPRESS/SAVANA 3500 VAN (733) w/4.8L ENG. - 155" W.B.**

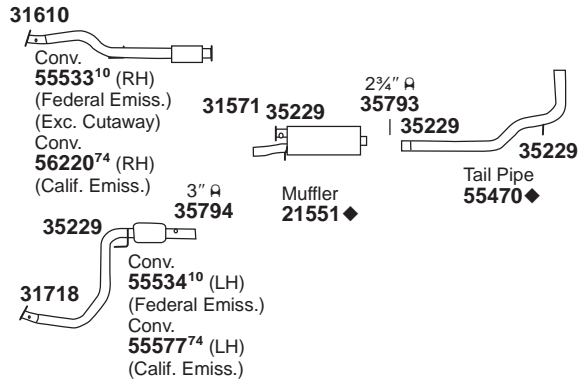


31571 Gskt.	31588 Gskt.	31610 Gskt.	31718 Gskt.	35229 Insl.					

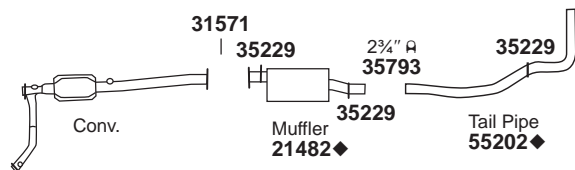
## CHEVROLET/GMC

Van - Express/Savana 3500 1 Ton

**2005-03 8 CYL. EXPRESS/SAVANA 3500 VAN (734) w/4.8L, 6.0L ENG., 135" W.B.**

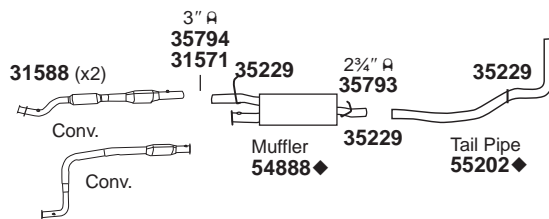


**2002-98 V8 CYL. EXPRESS/SAVANA 3500 VAN w/6.5L DIESEL ENG. - 135" W.B., SIDE EXIT ONLY, OVER 8500 G.V.W.R. (735)**



For 21482: Super Turbo 17734# Ultra Flo SS 17258<sup>576</sup>

**2002-01 V8 CYL. EXPRESS/SAVANA 3500 VAN (736) w/5.7L ENG. - 135" W.B., OVER 8500 G.V.W.R. (EXC. REAR EXIT)**



GENERAL INFORMATION

PASSENGER CAR

LIGHT TRUCK

MUFFLER SPECS.

OPTIONAL MUFFLERS

ACCESSORIES

FOOTNOTES

NOT LEGAL FOR SALE IN STATE OF CALIFORNIA  
 IN NEW YORK STATE, CONVERTERS LISTED ARE LEGAL FOR FEDERAL/EPA EMISSION VEHICLES ONLY

◆ If welded assembly, replace all required parts.  
 # Modifications and/or additional parts required.  
 10 Fits Federal/EPA Emission Vehicles.

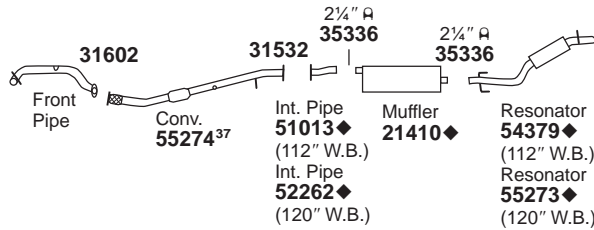
74 Fits California/50 State Emission Vehicles.  
 576 For installation instructions and additional parts required, see the Cross Reference Chart in the Master Catalog.

# LIGHT TRUCK

## CHEVROLET/GMC

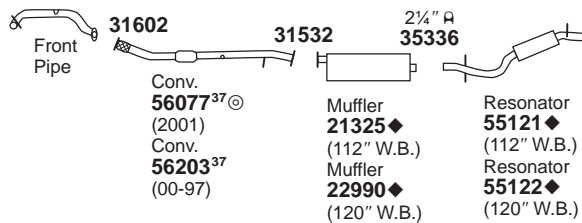
Venture Van

2005-02 6 CYL. VENTURE w/3.4L ENG., F.W.D. (737)



For 21410: SoundFX 18942 Super Turbo 17731#  
 Ultra Flo SS 17282#  
 For 55274: Univ. Conv. 93253#

2001-97 6 CYL. VENTURE w/3.4L ENG. (738)

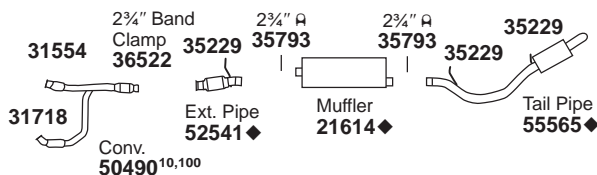


For 21325: SoundFX 18900 Super Turbo 17731#  
 Ultra Flo SS 17282#  
 For 22990: SoundFX 18892 Super Turbo 17731#  
 Ultra Flo SS 17282#  
 For 56077: Univ. Conv. 93253#

## CHEVROLET/GMC

Yukon

2014-09 8 CYL. YUKON w/5.3L ENG. (739)

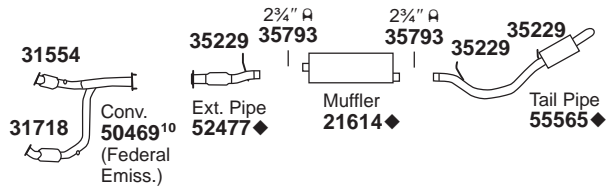


31532 Gskt.	31554 Gskt.	31602 Gskt.	31718 Gskt.	35229 Insl.															

NOT LEGAL FOR SALE IN STATE OF CALIFORNIA  
 IN NEW YORK STATE, CONVERTERS LISTED ARE LEGAL FOR FEDERAL/EPA EMISSION VEHICLES ONLY

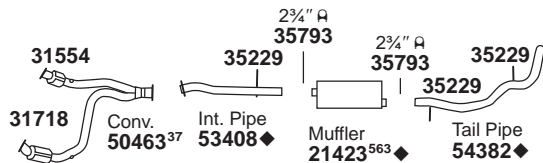
- ◆ If welded assembly, replace all required parts.
- ⊙ Air Gap Pipe. Appearance may be different than O.E. Pipe. Air space between Pipes acts as a Heat Insulator.
- # Modifications and/or additional parts required.

2008-07 8 CYL. YUKON w/5.3L ENG. (740)



DYNOMAX SYSTEM AVAILABLE, See DynoMax Catalog

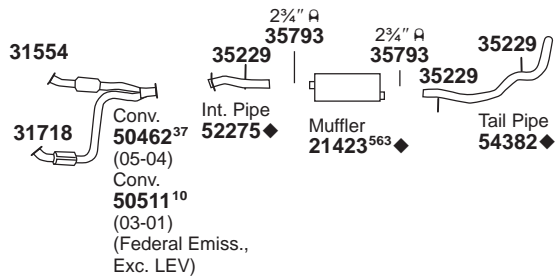
2006 8 CYL. YUKON w/4.8L, 5.3L ENG. (741)



DYNOMAX SYSTEM AVAILABLE, See DynoMax Catalog

For 21423: SoundFX 18957

2005-01 8 CYL. YUKON w/4.8L, 5.3L ENG. (742)



DYNOMAX SYSTEM AVAILABLE, See DynoMax Catalog

For 21423: SoundFX 18957

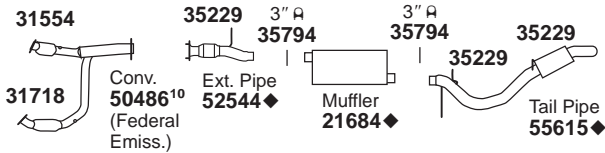
- 10 Fits Federal/EPA Emission Vehicles.
- 37 Fits All Emissions Vehicles.
- 100 Ultra Converter.
- 563 Single Outlet Muffler replaces Dual Outlet Muffler.

# LIGHT TRUCK

## CHEVROLET/GMC

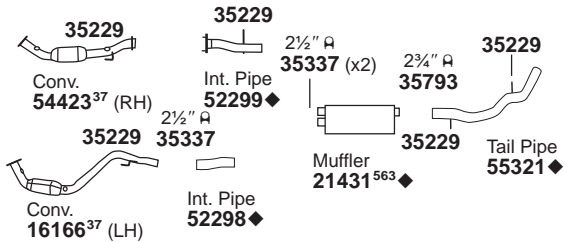
Yukon Denali

2010-07 8 CYL. YUKON DENALI w/6.2L ENG. (743)



**DYNOMAX** SYSTEM AVAILABLE, See DynoMax Catalog

2006-01 8 CYL. YUKON DENALI w/6.0L ENG. (744)  
(EXC. 20" WHEELS)

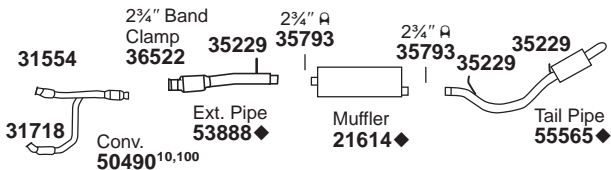


For 16166: Univ. Conv. 93238#  
For 54423: Univ. Conv. 93254#

## CHEVROLET/GMC

Yukon XL

2014-09 8 CYL. YUKON XL 1500 w/5.3L ENG. (745)



**DYNOMAX** SYSTEM AVAILABLE, See DynoMax Catalog

31554 Gskt.



31718 Gskt.



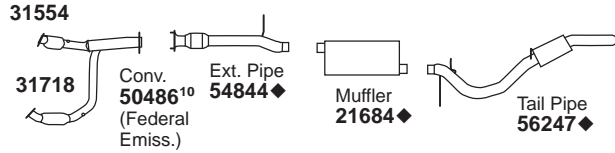
35229 Insl.



## CHEVROLET/GMC

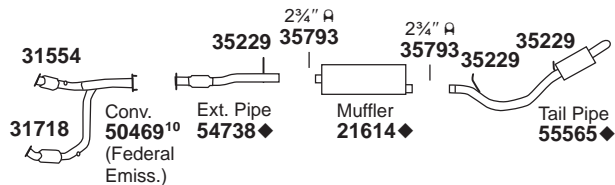
Yukon XL

2010-07 8 CYL. YUKON XL 1500 DENALI w/6.2L ENG. (746)



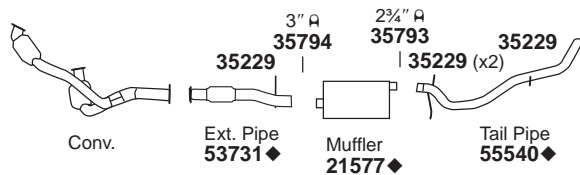
**DYNOMAX** SYSTEM AVAILABLE, See DynoMax Catalog

2008-07 8 CYL. YUKON XL1500 w/5.3L ENG. (747)



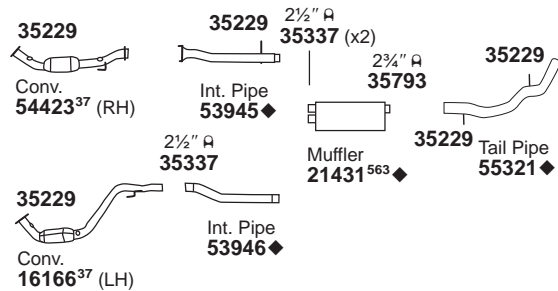
**DYNOMAX** SYSTEM AVAILABLE, See DynoMax Catalog

2007 8 CYL. YUKON XL1500 w/6.0L ENG. (748)



**DYNOMAX** SYSTEM AVAILABLE, See DynoMax Catalog

2006-01 8 CYL. YUKON XL 1500 w/6.0L ENG., (EXC. 06-05 20" WHEELS) (749)



For 16166: Univ. Conv. 93238#  
For 54423: Univ. Conv. 93254#

GENERAL INFORMATION

PASSENGER CAR

LIGHT TRUCK

MUFFLER SPECS.

OPTIONAL MUFFLERS

ACCESSORIES

FOOTNOTES

NOT LEGAL FOR SALE IN STATE OF CALIFORNIA  
IN NEW YORK STATE, CONVERTERS LISTED ARE LEGAL FOR FEDERAL/EPA EMISSION VEHICLES ONLY

- ◆ If welded assembly, replace all required parts.
- # Modifications and/or additional parts required.
- 10 Fits Federal/EPA Emission Vehicles.

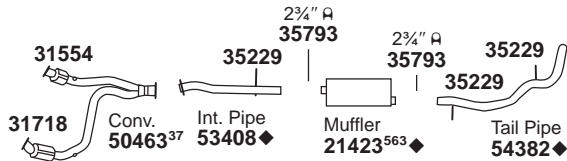
- 37 Fits All Emissions Vehicles.
- 100 Ultra Converter.
- 563 Single Outlet Muffler replaces Dual Outlet Muffler.

# LIGHT TRUCK

## CHEVROLET/GMC

Yukon XL

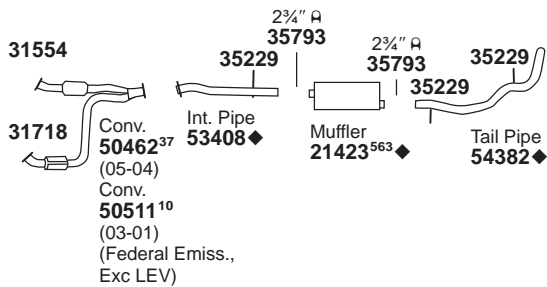
2006 8 CYL. YUKON XL1500 w/5.3L ENG. (750)



**DYNOMAX** SYSTEM AVAILABLE, See DynoMax Catalog

For 21423: SoundFX 18957

2005-01 8 CYL. YUKON XL1500 w/5.3L ENG. (751)



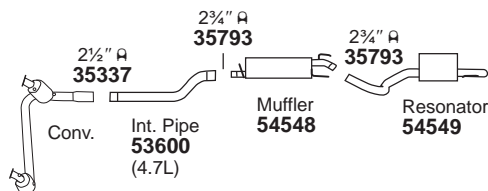
**DYNOMAX** SYSTEM AVAILABLE, See DynoMax Catalog

For 21423: SoundFX 18957

## CHRYSLER

Aspen

2008-07 8 CYL. ASPEN w/5.7L ENG.  
2007 8 CYL. ASPEN w/4.7L ENG. (752)



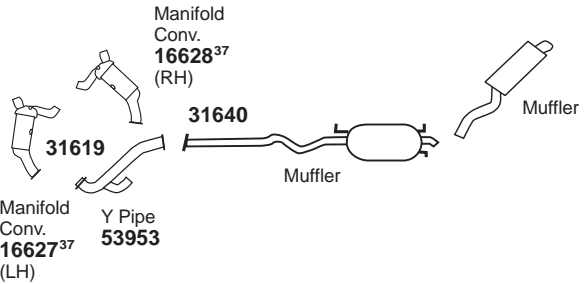
**DYNOMAX** SYSTEM AVAILABLE, See DynoMax Catalog

31554 Gskt.	31619 Gskt.	31640 Gskt.	31647 Gskt.	31718 Gskt.	35229 Insl.	36539 Cimp.								

## CHRYSLER

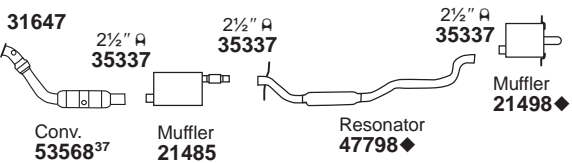
Pacifica

2008 6 CYL. PACIFICA w/4.0L ENG. (753)



Manifold Conv. 16628<sup>37</sup> (RH)  
Manifold Conv. 16627<sup>37</sup> (LH)  
Y Pipe 53953

2006-04 6 CYL. PACIFICA w/3.5L ENG. (754)



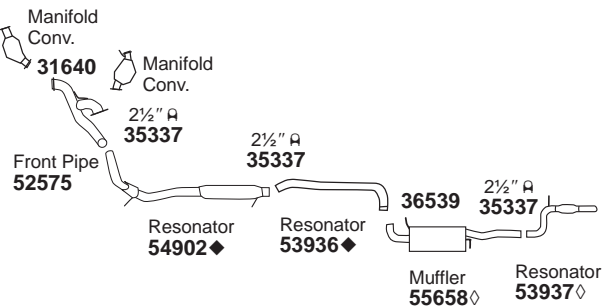
For 21485: Super Turbo 17734#  
For 21498: Super Turbo 17734#  
For 53568: Univ. Conv. 93268#

Ultra Flo SS 17258<sup>576</sup>  
Ultra Flo SS 17258<sup>576</sup>

## CHRYSLER

Town & Country

2016-11 6 CYL. TOWN & COUNTRY w/3.6L ENG. (755)



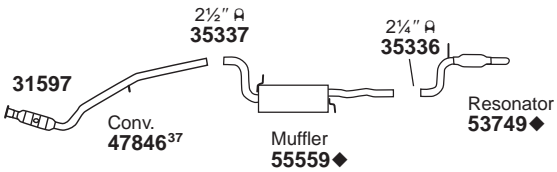
NOT LEGAL FOR SALE IN STATE OF CALIFORNIA  
IN NEW YORK STATE, CONVERTERS LISTED ARE LEGAL FOR FEDERAL/EPA EMISSION VEHICLES ONLY

- ◇ If welded assembly, replace all required parts.
- ◆ If welded assembly, replace all required parts.
- # Modifications and/or additional parts required.
- 10 Fits Federal/EPA Emission Vehicles.

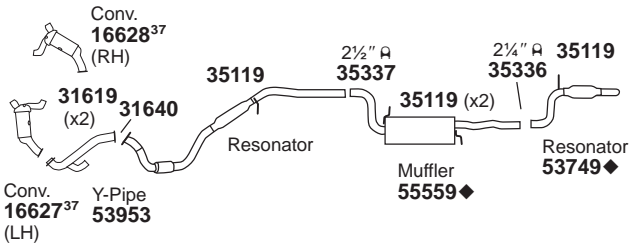
- 37 Fits All Emissions Vehicles.
- 563 Single Outlet Muffler replaces Dual Outlet Muffler.
- 576 For installation instructions and additional parts required, see the Cross Reference Chart in the Master Catalog.

# LIGHT TRUCK

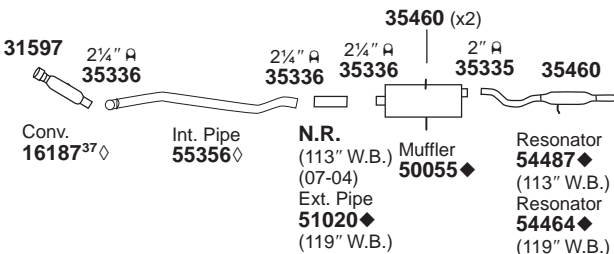
**2010-08 6 CYL. TOWN & COUNTRY w/3.3L, 3.8L (756)**



**2010-08 6 CYL. TOWN & COUNTRY w/4.0L ENG. (757)**

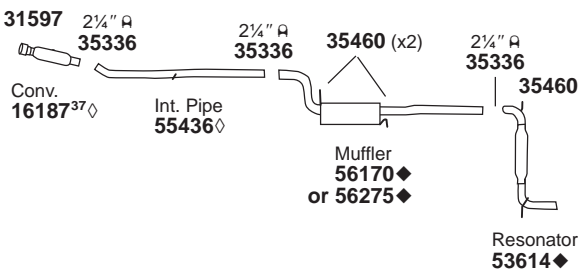


**2007-01 6 CYL. TOWN & COUNTRY w/3.3L ENG., w/o STOW N GO (758)**



For 16187: Univ. Conv. 93267#  
For 50055: SoundFX 18833 or 18565<sup>599</sup>  
Univ. SoundFX 17827 or 18106<sup>590</sup>

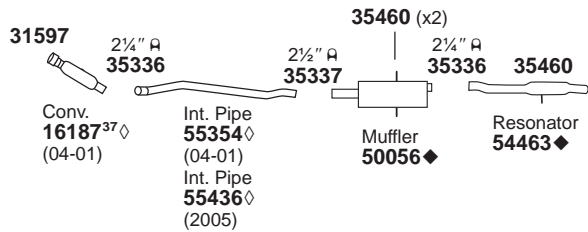
**2007-05 6 CYL. TOWN & COUNTRY w/3.3L, 3.8L (759)**



For 16187: Univ. Conv. 93267#

## CHRYSLER Town & Country

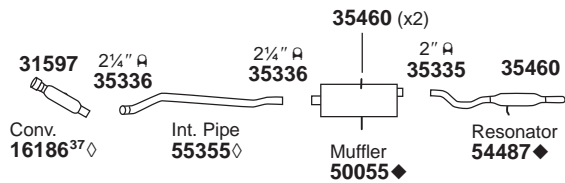
**2005-01 6 CYL. TOWN & COUNTRY w/3.8L ENG. (760)**



For 16187: Univ. Conv. 93267#  
For 50056: SoundFX 18897

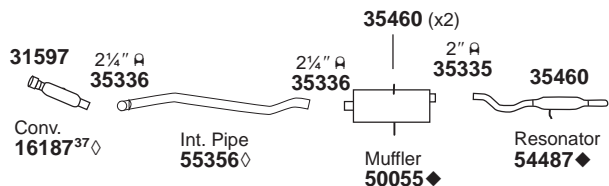
## CHRYSLER Voyager

**2003-01 4 CYL. VOYAGER w/2.4L ENG. (761)**



For 16186: Univ. Conv. 93267#  
For 50055: SoundFX 18833 or 18565<sup>599</sup>  
Univ. SoundFX 17827 or 18106<sup>590</sup>

**2003-01 6 CYL. VOYAGER w/3.3L ENG. (762)**



For 16187: Univ. Conv. 93267#  
For 50055: SoundFX 18833 or 18565<sup>599</sup>  
Univ. SoundFX 17827 or 18106<sup>590</sup>

31597 Gskt. 	31619 Gskt. 	31640 Gskt. 	35119 Insl. 	35460 Insl. 															
--------------------	--------------------	--------------------	--------------------	--------------------	--	--	--	--	--	--	--	--	--	--	--	--	--	--	--

NOT LEGAL FOR SALE IN STATE OF CALIFORNIA  
IN NEW YORK STATE, CONVERTERS LISTED ARE LEGAL FOR FEDERAL/EPA EMISSION VEHICLES ONLY

- ◇ If welded assembly, replace all required parts.
- ◆ If welded assembly, replace all required parts.
- # Modifications and/or additional parts required.

- 37 Fits All Emissions Vehicles.
- 590 Alternative Design.
- 599 Requires 36525 Strap Bracket.

GENERAL  
INFORMATION

PASSENGER  
CAR

LIGHT  
TRUCK

MUFFLER  
SPECS.

OPTIONAL  
MUFFLERS

ACCESSORIES

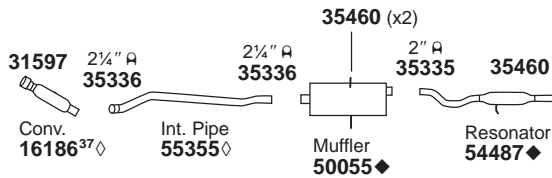
FOOTNOTES

# LIGHT TRUCK

## DODGE/PLYMOUTH

Caravan/Voyager/Ram Van

**2007-01 4 CYL. CARAVAN w/2.4L ENG. (763)**

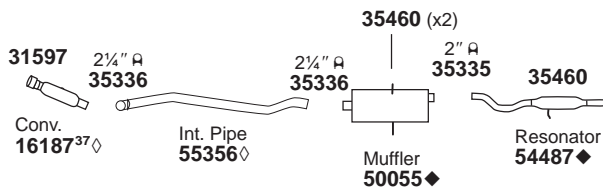


For 16186: Univ. Conv. 93267#

For 50055: SoundFX 18833 or 18565<sup>599</sup>

Univ. SoundFX 17827 or 18106<sup>590</sup>

**2007-01 6 CYL. CARAVAN w/3.3L ENG. (764)**



For 16187: Univ. Conv. 93267#

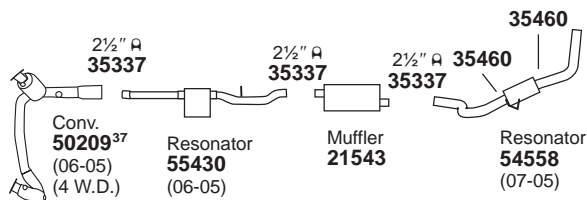
For 50055: SoundFX 18833 or 18565<sup>599</sup>

Univ. SoundFX 17827 or 18106<sup>590</sup>

## DODGE/PLYMOUTH

Dakota Pickup

**2009-08 6 CYL. DAKOTA w/3.7L ENG. (765)**  
**2007-05 6-8 CYL. DAKOTA w/3.7L, 4.7L ENG. (765)**  
**CODE N**



**DYNOMAX** SYSTEM AVAILABLE, See DynoMax Catalog

For 21543: Super Turbo 17734#

Ultra Flo SS 17258<sup>576</sup>

31597 Gskt. 	35460 Insl. 												
--------------------	--------------------	--	--	--	--	--	--	--	--	--	--	--	--

NOT LEGAL FOR SALE IN STATE OF CALIFORNIA

IN NEW YORK STATE, CONVERTERS LISTED ARE LEGAL FOR FEDERAL/EPA EMISSION VEHICLES ONLY

◊ If welded assembly, replace all required parts.

◆ If welded assembly, replace all required parts.

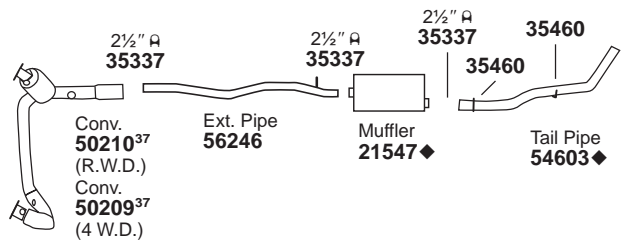
# Modifications and/or additional parts required.

10 Fits Federal/EPA Emission Vehicles.

37 Fits All Emissions Vehicles.

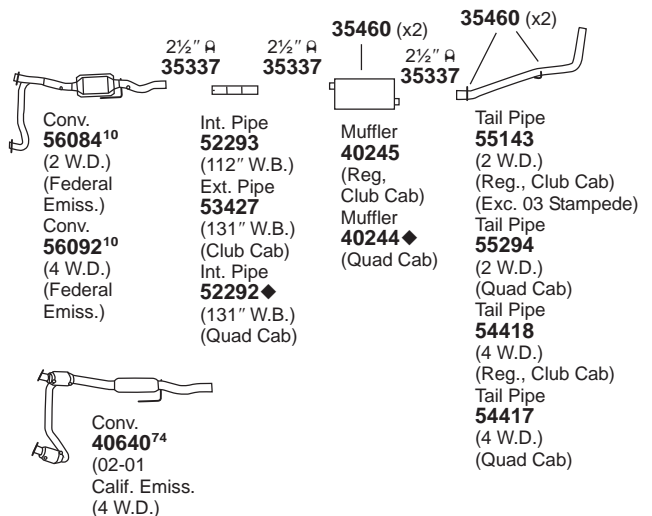
224

**2004 (766) 6-8 CYL. DAKOTA w/3.7L, 4.7L ENG. - 131" W.B.**



For 21547: Super Turbo 17748#

**2003-00 6 CYL. DAKOTA REGULAR, CLUB CAB, QUAD CAB w/3.9L ENG. - 112", 131" W.B. (767)**



**DYNOMAX** SYSTEM AVAILABLE, See DynoMax Catalog

For 40245: SoundFX 18889

For 56084: Univ. Conv. 93238#

For 56092: Univ. Conv. 93238#

74 Fits California/50 State Emission Vehicles.

576 For installation instructions and additional parts required, see the Cross Reference Chart in the Master Catalog.

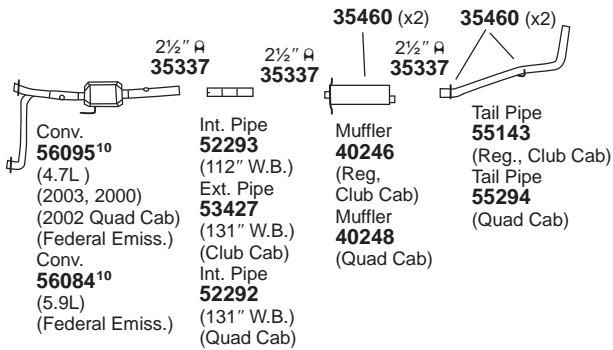
590 Alternative Design.

599 Requires 36525 Strap Bracket.



# LIGHT TRUCK

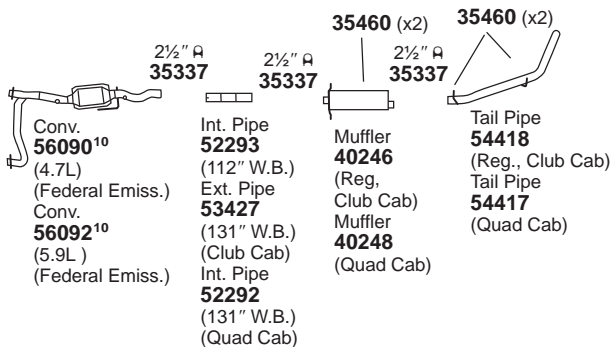
**2003-00 8 CYL. DAKOTA REGULAR, CLUB CAB, QUAD CAB w/4.7L, 5.9L ENG. - 112", 131" W.B., 2 W.D. (768)**



**DYNOMAX** SYSTEM AVAILABLE, See DynoMax Catalog

For 40246: SoundFX 18947  
For 40248: SoundFX 18956  
For 56084: Univ. Conv. 93238#  
For 56095: Univ. Conv. 93238#

**2003-00 8 CYL. DAKOTA REGULAR, CLUB CAB, QUAD CAB w/4.7L, 5.9L ENG. - 112", 131" W.B., 4 W.D. (769)**



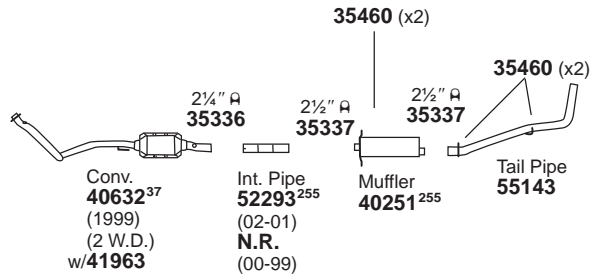
**DYNOMAX** SYSTEM AVAILABLE, See DynoMax Catalog

For 40246: SoundFX 18947  
For 40248: SoundFX 18956  
For 56090: Univ. Conv. 93238#  
For 56092: Univ. Conv. 93238#

31391 Gskt.	35460 Insl.	36523 Clamp							

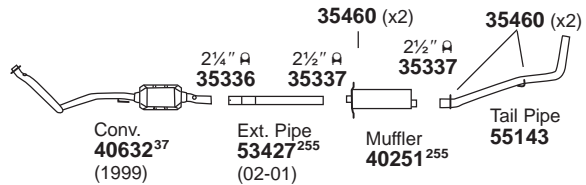
## DODGE/PLYMOUTH Dakota Pickup

**2002-99 4 CYL. DAKOTA REGULAR w/2.5L ENG. (770) - 112" W.B.**



For 40632: Univ. Conv. 93238#

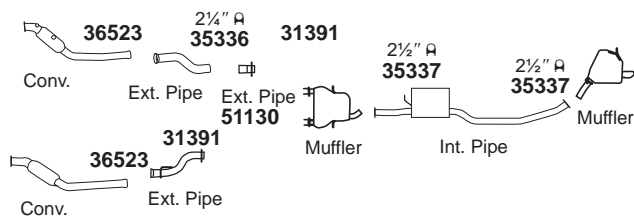
**2002-99 4 CYL. DAKOTA, CLUB CAB, QUAD CAB w/2.5L ENG. - 131" W.B. (771)**



For 40632: Univ. Conv. 93238#

## DODGE/PLYMOUTH Durango

**2015-11 6 CYL. DURANGO w/3.6L ENG. (772)**



GENERAL INFORMATION

PASSENGER CAR

LIGHT TRUCK

MUFFLER SPECS.

OPTIONAL MUFFLERS

ACCESSORIES

FOOTNOTES

NOT LEGAL FOR SALE IN STATE OF CALIFORNIA  
IN NEW YORK STATE, CONVERTERS LISTED ARE LEGAL FOR FEDERAL/EPA EMISSION VEHICLES ONLY

# Modifications and/or additional parts required.  
10 Fits Federal/EPA Emission Vehicles.

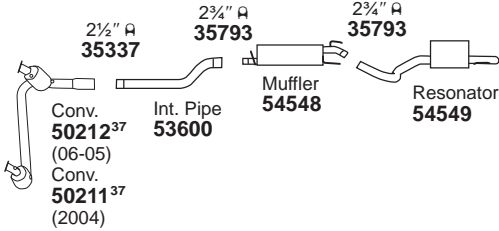
37 Fits All Emissions Vehicles.  
255 When connecting to O.E. Pipe use 41963.

# LIGHT TRUCK

## DODGE/PLYMOUTH

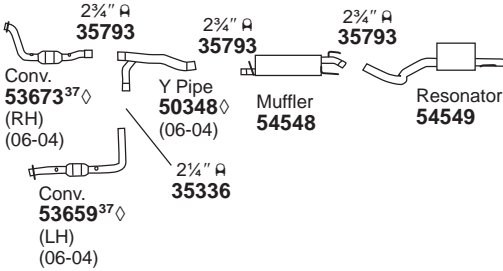
### Durango

2009-04 6 CYL. DURANGO w/3.7L ENG.  
 2007-04 8 CYL. DURANGO w/4.7L ENG.  
 (773)



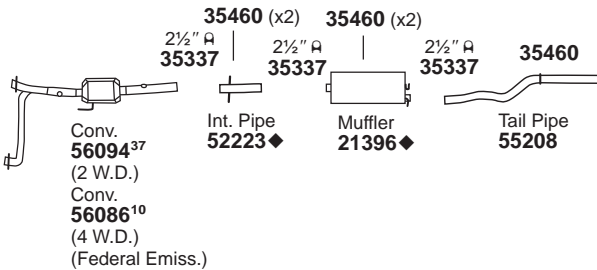
**DYNOMAX** SYSTEM AVAILABLE, See DynoMax Catalog

2008-04 8 CYL. DURANGO w/5.7L ENG.  
 (774)



**DYNOMAX** SYSTEM AVAILABLE, See DynoMax Catalog

2003-00 8 CYL. DURANGO w/4.7L ENG.  
 (775)

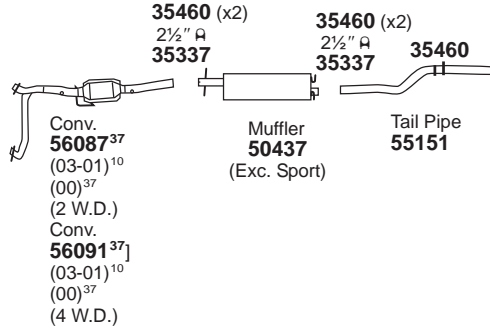


**DYNOMAX** SYSTEM AVAILABLE, See DynoMax Catalog

For 21396: SoundFX 18918 Super Turbo 17748#  
 For 56086: Univ. Conv. 93238#  
 For 56094: Univ. Conv. 93238#

31597 Gskt.	31640 Gskt.	35460 Insl.	36539 Clmp.												

2003-00 8 CYL. DURANGO w/5.9L ENG.  
 2000 8 CYL. DURANGO w/5.2L ENG.  
 (776)



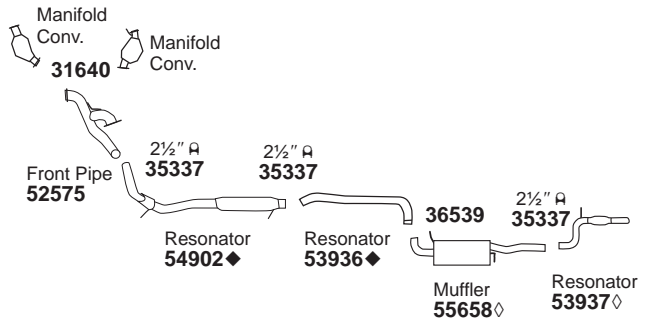
**DYNOMAX** SYSTEM AVAILABLE, See DynoMax Catalog

For 56087: Univ. Conv. 93238#  
 For 56091: Univ. Conv. 93238#

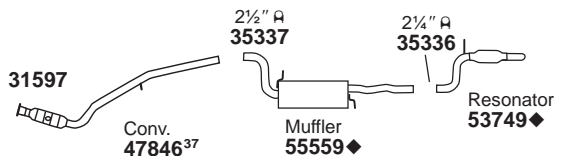
## DODGE/PLYMOUTH

### Grand Caravan/Grand Voyager

2017-11 6 CYL. GRAND CARAVAN w/3.6L ENG.  
 (777)



2010-08 6 CYL. GRAND CARAVAN w/3.3L, 3.8L ENG.  
 (778)



NOT LEGAL FOR SALE IN STATE OF CALIFORNIA  
 IN NEW YORK STATE, CONVERTERS LISTED ARE LEGAL FOR FEDERAL/EPA EMISSION VEHICLES ONLY

◇ If welded assembly, replace all required parts.  
 ◆ If welded assembly, replace all required parts.  
 # Modifications and/or additional parts required.

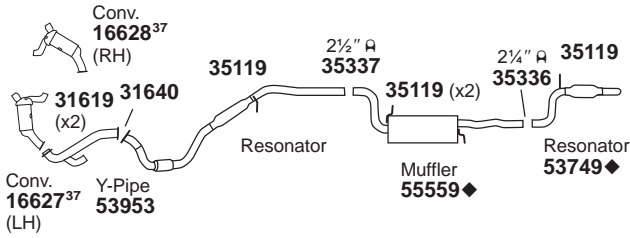
10 Fits Federal/EPA Emission Vehicles.  
 37 Fits All Emissions Vehicles.



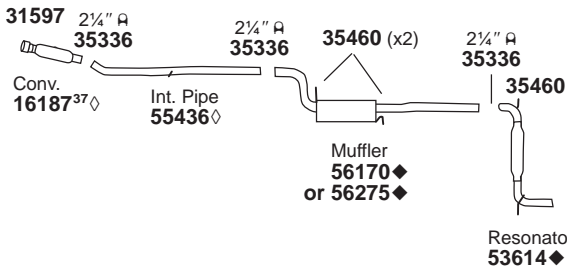
# LIGHT TRUCK

## DODGE/PLYMOUTH Journey

2010-08 6 CYL. GRAND CARAVAN w/4.0L ENG. (779)

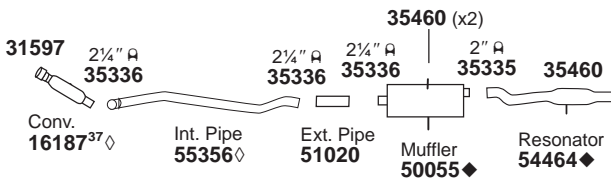


2007-05 6 CYL. GRAND CARAVAN w/3.3L, 3.8L ENG., w/STOW N GO (780)



For 16187: Univ. Conv. 93267#

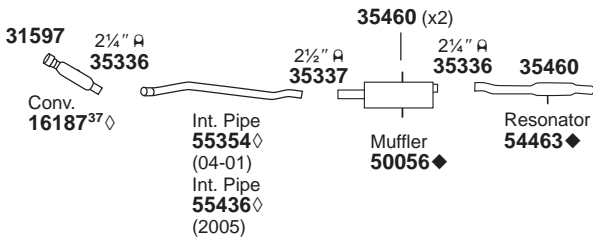
2005-01 6 CYL. GRAND CARAVAN w/3.3L ENG., w/o STOW N GO (781)



For 16187: Univ. Conv. 93267#

For 50055: SoundFX 18833 or 18565<sup>599</sup>  
Univ. SoundFX 17827 or 18106<sup>590</sup>

2005-01 6 CYL. GRAND CARAVAN w/3.8L ENG. w/o STOW N GO (782)

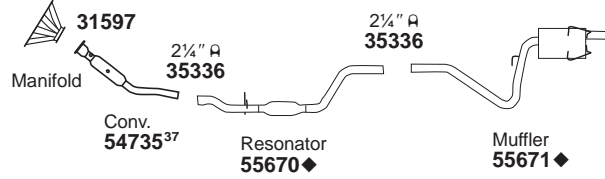


For 16187: Univ. Conv. 93267#

For 50056: SoundFX 18897

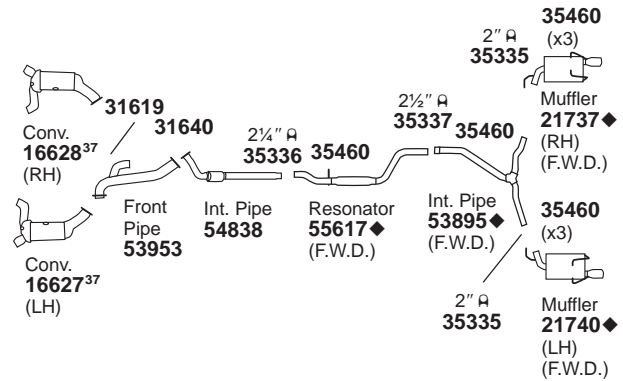
31597 Gskt. 	31619 Gskt. 	31640 Gskt. 	35119 Insl. 	35460 Insl. 						
--------------------	--------------------	--------------------	--------------------	--------------------	--	--	--	--	--	--

2017-09 4 CYL. JOURNEY w/2.4L ENG. (783)



For 54735: Univ. Conv. 93267#

2010-09 6 CYL. JOURNEY w/3.5L ENG. (784)



GENERAL INFORMATION

PASSENGER CAR

LIGHT TRUCK

MUFFLER SPECS.

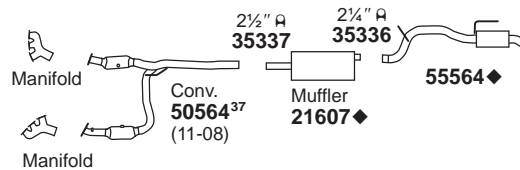
OPTIONAL MUFFLERS

ACCESSORIES

FOOTNOTES

## DODGE/PLYMOUTH Nitro

2011-07 6 CYL. NITRO w/3.7L ENG. (785)



**DynoMAX** SYSTEM AVAILABLE, See DynoMax Catalog

NOT LEGAL FOR SALE IN STATE OF CALIFORNIA  
IN NEW YORK STATE, CONVERTERS LISTED ARE LEGAL FOR FEDERAL/EPA EMISSION VEHICLES ONLY

- ◇ If welded assembly, replace all required parts.
- ◆ If welded assembly, replace all required parts.
- # Modifications and/or additional parts required.

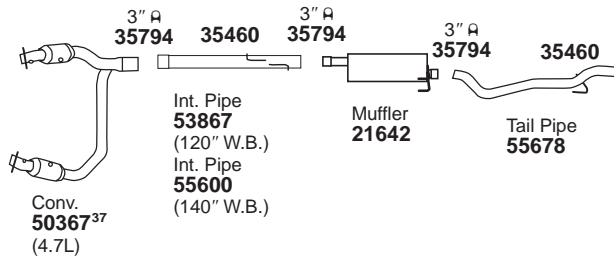
- 37 Fits All Emissions Vehicles.
- 590 Alternative Design.
- 599 Requires 36525 Strap Bracket.

# LIGHT TRUCK

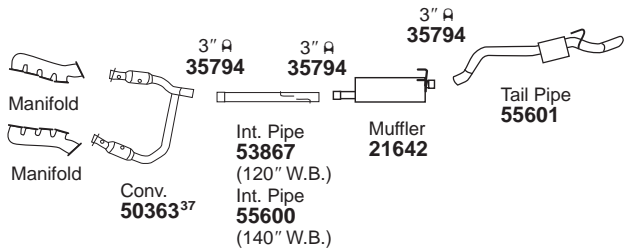
## DODGE/PLYMOUTH

Pickup 1/2 Ton - 2 & 4 W.D.

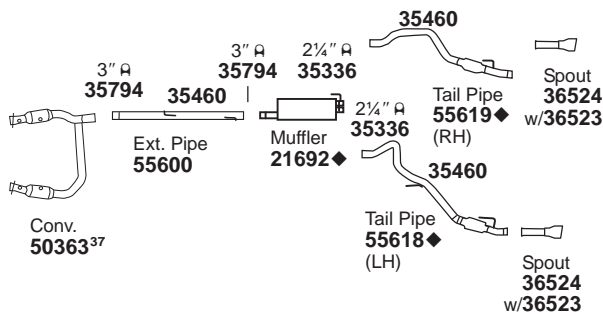
**2010-09 6-8 CYL. RAM PICKUP 1500 w/3.7L, 4.7L (786)**



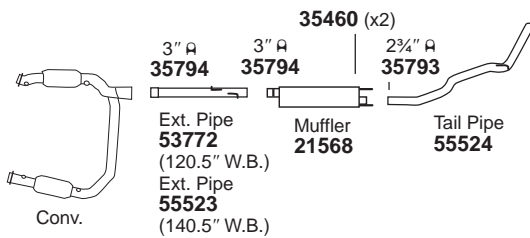
**2010-09 8 CYL. RAM PICKUP 1500 ST, SLT (789) w/5.7L ENG.**



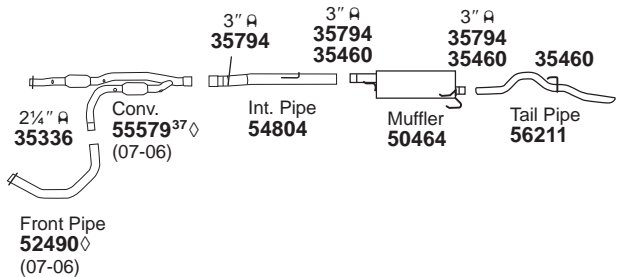
**2010-09 8 CYL. RAM 1500 TRX, TRX4, LARAMIE (787) w/5.7L ENG.**



**2008-06 6-8 CYL. RAM PICKUP 1500 w/3.7L, 4.7L (790)**

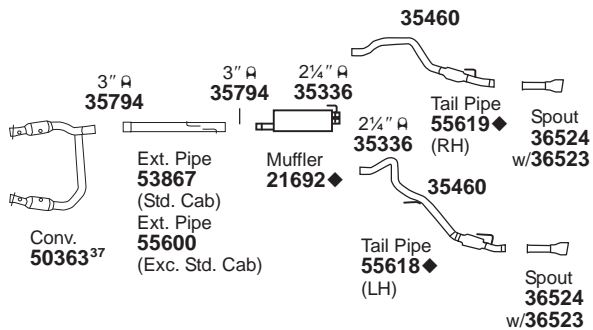


**2008-06 8 CYL. RAM 1500 MEGA CAB w/5.7L (791) ENG.**

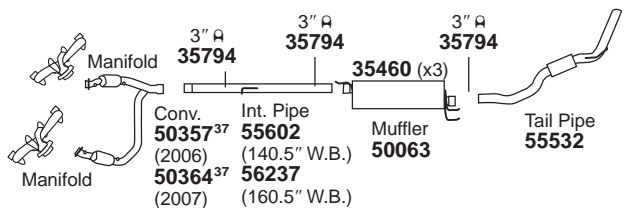


For 50464: SoundFX 18965

**2010-09 8 CYL. RAM 1500 SPORT w/5.7L ENG. (788)**



**2008-06 6-8 CYL. RAM PICKUP 1500 w/5.7L ENG. (792) (EXC. MEGA CAB)**



35460 Insl.	36523 Clamp																		
----------------	----------------	--	--	--	--	--	--	--	--	--	--	--	--	--	--	--	--	--	--

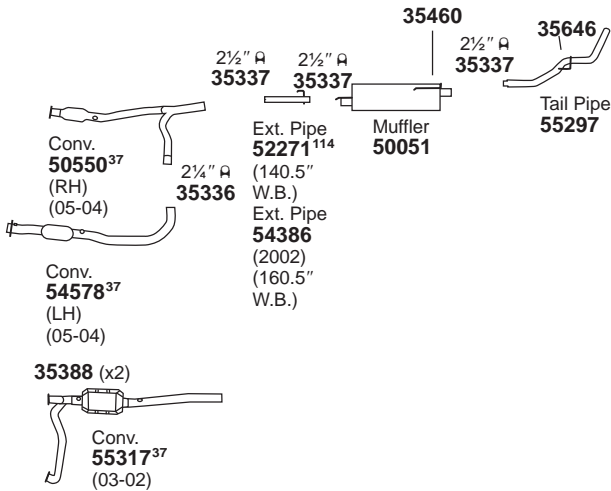
NOT LEGAL FOR SALE IN STATE OF CALIFORNIA  
IN NEW YORK STATE, CONVERTERS LISTED ARE LEGAL FOR FEDERAL/EPA EMISSION VEHICLES ONLY

1228 ♦ If welded assembly, replace all required parts.  
◆ If welded assembly, replace all required parts.

37 Fits All Emissions Vehicles.

# LIGHT TRUCK

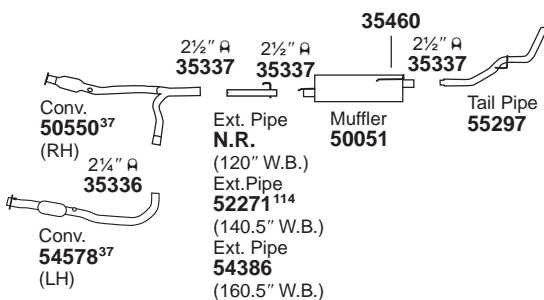
**2005-02 6 CYL. RAM PICKUP 1500 w/3.7L ENG. (793)**



**DYNOMAX** SYSTEM AVAILABLE, See DynoMax Catalog





For 50051: SoundFX 18890  
 For 50550: Univ. Conv. 93252#  
 For 54578: Univ. Conv. 93252#  
 For 55317: Univ. Conv. 93238#

**2005-04 8 CYL. RAM PICKUP 1500 w/4.7L ENG. (794)**



**DYNOMAX** SYSTEM AVAILABLE, See DynoMax Catalog

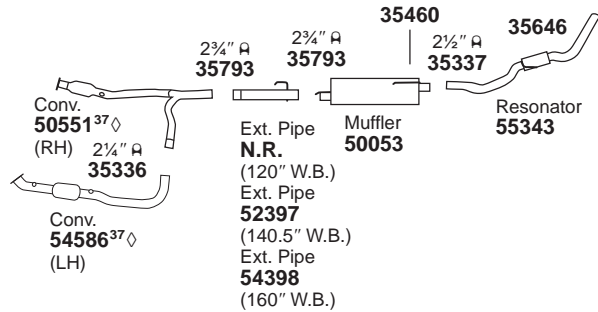
For 50051: SoundFX 18890  
 For 50550: Univ. Conv. 93252#  
 For 54578: Univ. Conv. 93252#

31961 Fing. 	35388 Clamp 	35460 Insl. 	35646 Insl. 										
---	---	---	---	--	--	--	--	--	--	--	--	--	--

## DODGE/PLYMOUTH

Pickup 1/2 Ton - 2 & 4 W.D.

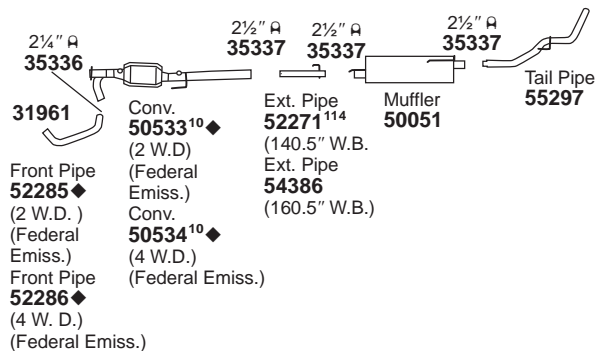
**2005-04 8 CYL. RAM PICKUP 1500 w/5.7L HEMI ENG. - 120.5", 140.5", 160" W.B. (795)**



**DYNOMAX** SYSTEM AVAILABLE, See DynoMax Catalog

For 50551: Univ. Conv. 93252#  
 For 54586: Univ. Conv. 93252#

**2003-02 8 CYL. RAM PICKUP 1500 w/4.7L ENG. (796)**



**DYNOMAX** SYSTEM AVAILABLE, See DynoMax Catalog

For 50051: SoundFX 18890  
 For 50533: Univ. Conv. 93238#  
 For 50534: Univ. Conv. 93238#

GENERAL INFORMATION

PASSENGER CAR

LIGHT TRUCK

MUFFLER SPECS.

OPTIONAL MUFFLERS

ACCESSORIES

FOOTNOTES

NOT LEGAL FOR SALE IN STATE OF CALIFORNIA  
 IN NEW YORK STATE, CONVERTERS LISTED ARE LEGAL FOR FEDERAL/EPA EMISSION VEHICLES ONLY

- ◇ If welded assembly, replace all required parts.
- ◆ If welded assembly, replace all required parts.
- # Modifications and/or additional parts required.

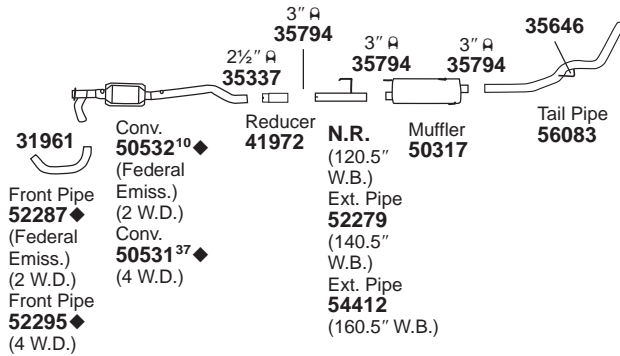
- 10 Fits Federal/EPA Emission Vehicles.
- 37 Fits All Emissions Vehicles.
- 114 For 2002-04 California applications remove rod hanger.

# LIGHT TRUCK

## DODGE/PLYMOUTH

Pickup 1/2 Ton - 2 & 4 W.D.

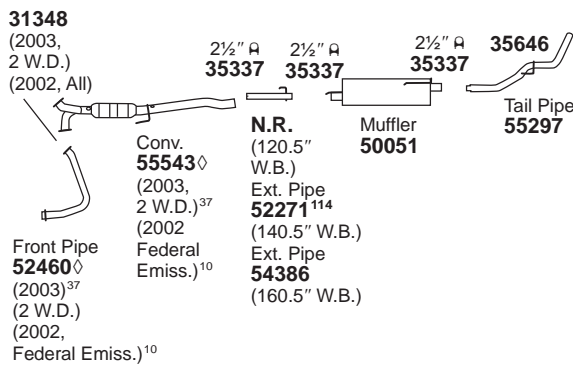
**2003 8 CYL. RAM PICKUP 1500 w/5.7L ENG. - (797)**  
120.5", 140.5", 160.5" W.B.



**DYNOMAX** SYSTEM AVAILABLE, See DynoMax Catalog

For 50531: Univ. Conv. 93238#  
 For 50532: Univ. Conv. 93238#

**2003-02 8 CYL. RAM PICKUP 1500 w/5.9L, ENG. (798)**  
120.5", 140.5", 160.5" W.B.

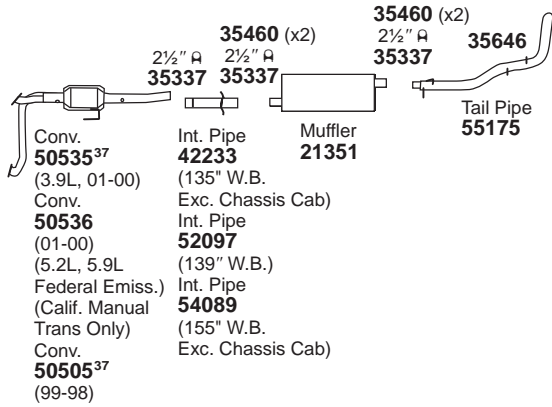


**DYNOMAX** SYSTEM AVAILABLE, See DynoMax Catalog

For 50051: SoundFX 18890  
 For 55543: Univ. Conv. 93258#

31348 Gskt.	31961 Flng.	35460 Insl.	35646 Insl.																

**2001-98 6-8 CYL. RAM PICKUP 1500 w/3.9L, 5.2L ENG., 5.9L ENG. CODE Z - 119", 135", 139", 155" W.B. (EXC. SS/T SPORT EXHAUST) (799)**



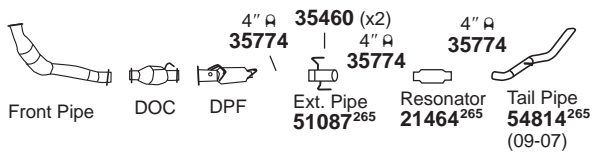
**DYNOMAX** SYSTEM AVAILABLE, See DynoMax Catalog

For 21351: SoundFX 18570 Ultra Flo SS 17258#  
 Super Turbo 17734#  
 For 50505: Univ. Conv. 93322#  
 For 50535: Univ. Conv. 93238#  
 For 50536: Univ. Conv. 93238#

## DODGE/PLYMOUTH

Pickup 3/4 Ton - 2 & 4 W.D.

**2010-07 6 CYL. RAM 2500 PICKUP w/6.7L CUMMINS TURBO DIESEL ENG., AFTERMARKET DESIGN (800)**



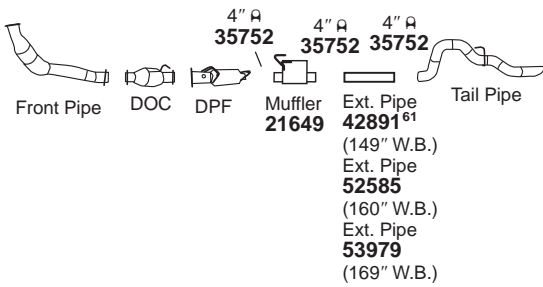
NOT LEGAL FOR SALE IN STATE OF CALIFORNIA

IN NEW YORK STATE, CONVERTERS LISTED ARE LEGAL FOR FEDERAL/EPA EMISSION VEHICLES ONLY

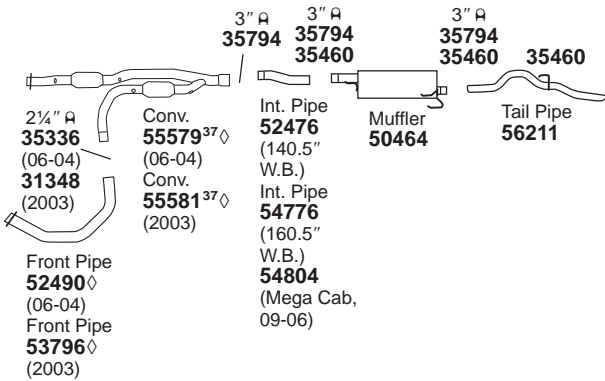
- ◇ If welded assembly, replace all required parts.
- ◆ If welded assembly, replace all required parts.
- # Modifications and/or additional parts required.
- 10 Fits Federal/EPA Emission Vehicles.
- 37 Fits All Emissions Vehicles.
- 114 For 2002-04 California applications remove rod hanger.
- 265 All parts must be replaced together.
- 576 For installation instructions and additional parts required, see the Cross Reference Chart in the Master Catalog.

# LIGHT TRUCK

**2010 6 CYL. RAM 2500 PICKUP w/6.7L CUMMINS TURBO DIESEL ENG., O.E. DESIGN (801)**

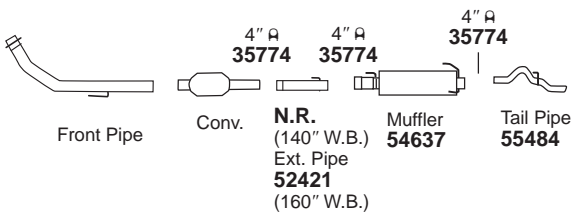


**2009-03 8 CYL. RAM 2500 PICKUP w/5.7L ENG. - 140.5", 160.5" W.B. (802)**



For 50464: SoundFX 18965

**2009-04 6 CYL. RAM PICKUP 2500 w/5.9L CUMMINS TURBO DIESEL (AFTER 1-5-04) (803)**

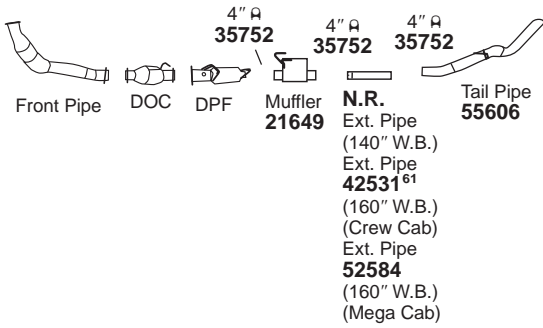


**DYNOMAX SYSTEM AVAILABLE, See DynoMax Catalog**

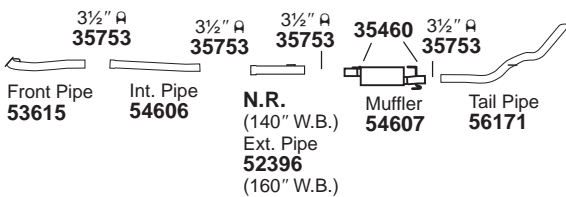
31348 Gskt.	35460 Insl.																		

## DODGE/PLYMOUTH Pickup 3/4 Ton - 2 & 4 W.D.

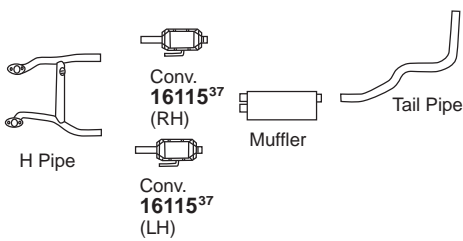
**2009-07 6 CYL. RAM 2500 PICKUP w/6.7L CUMMINS TURBO DIESEL ENG., O.E. DESIGN (804)**



**2004-03 6 CYL. RAM 2500 PICKUP w/5.9L CUMMINS TURBO DIESEL (BEFORE 1-5-2004) (805)**



**2002-96 10 CYL. RAM 2500 PICKUP w/8.0L (806)**



For 16115: Univ. Conv. 15142#

**NOT LEGAL FOR SALE IN STATE OF CALIFORNIA IN NEW YORK STATE, CONVERTERS LISTED ARE LEGAL FOR FEDERAL/EPA EMISSION VEHICLES ONLY**

◇ If welded assembly, replace all required parts.  
# Modifications and/or additional parts required.

37 Fits All Emissions Vehicles.  
61 Cut to fit.

GENERAL INFORMATION

PASSENGER CAR

LIGHT TRUCK

MUFFLER SPECS.

OPTIONAL MUFFLERS

ACCESSORIES

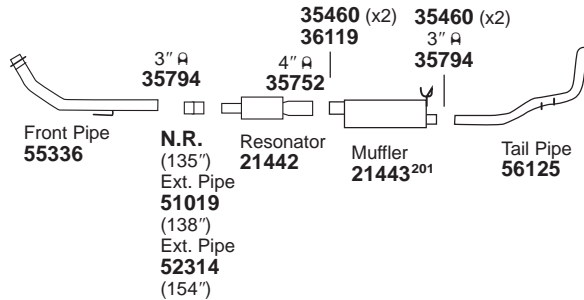
FOOTNOTES

# LIGHT TRUCK

## DODGE/PLYMOUTH

Pickup ¾ Ton - 2 & 4 W.D.

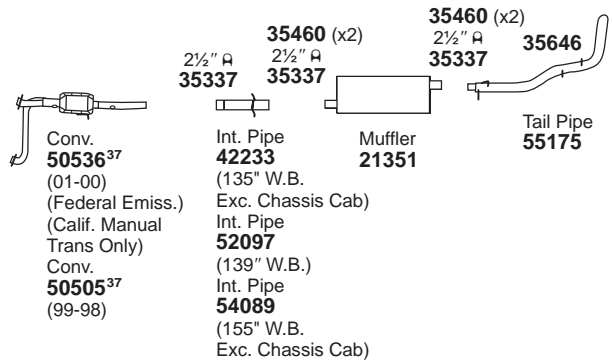
**2002-98 6 CYL. RAM 2500 PICKUP w/5.9L DIESEL ENG. (EXC. CHASSIS CAB) - 135", 138", 154" W.B.**  
(807)



**DYNOMAX** SYSTEM AVAILABLE, See DynoMax Catalog

For 21443: SoundFX 18853<sup>201</sup>

**2001-98 6-8 CYL. RAM 2500 PICKUP w/5.9L ENG. CODE Z - 135", 139", 155" W.B., UNDER 8500 GVW (EXC. SS/T SPORT EXHAUST)**  
(809)



**DYNOMAX** SYSTEM AVAILABLE, See DynoMax Catalog

For 21351: SoundFX 18570 Super Turbo 17734#  
Ultra Flo SS 17258<sup>576</sup>

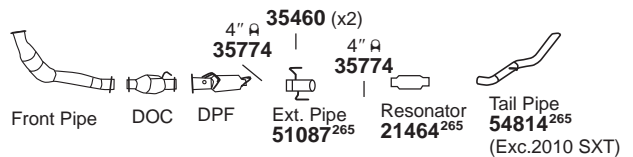
For 50505: Univ. Conv. 93322#

For 50536: Univ. Conv. 93238#

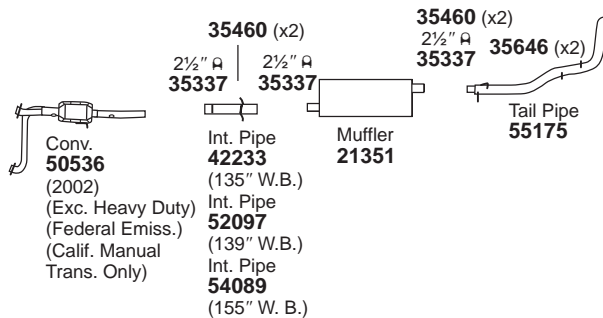
## DODGE/PLYMOUTH

Pickup 1 Ton - 2 & 4 W.D.

**2010-07 6 CYL. RAM 3500 PICKUP w/6.7L CUMMINS TURBO DIESEL ENG., AFTERMARKET DESIGN, EXC. CAB & CHASSIS**  
(810)



**2002 8 CYL. RAM 2500 PICKUP w/5.9L ENG. CODE Z**  
(808)

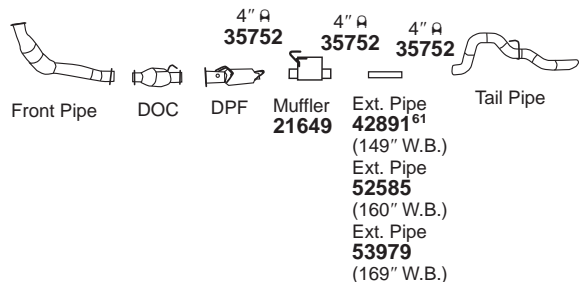


For 21351: SoundFX 18570 Ultra Flo SS 17258<sup>576</sup>

Super Turbo 17734#

For 50536: Univ. Conv. 93238#

**2010 6 CYL. RAM 3500 PICKUP w/6.7L CUMMINS TURBO DIESEL ENG., O.E. DESIGN (EXC. CAB & CHASSIS)**  
(811)



35460 Insl.	35646 Insl.	36119 Hngr.																	

NOT LEGAL FOR SALE IN STATE OF CALIFORNIA  
IN NEW YORK STATE, CONVERTERS LISTED ARE LEGAL FOR FEDERAL/EPA EMISSION VEHICLES ONLY

# Modifications and/or additional parts required.

37 Fits All Emissions Vehicles.

61 Cut to fit.

232 201 Intentionally flat for clearance.

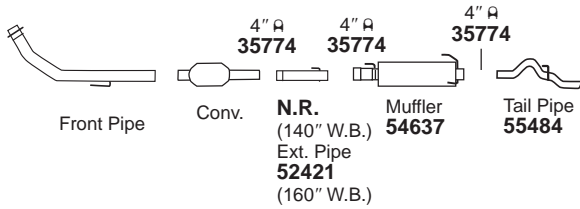
265 All parts must be replaced together.

576 For installation instructions and additional parts required, see the Cross Reference Chart in the Master Catalog.



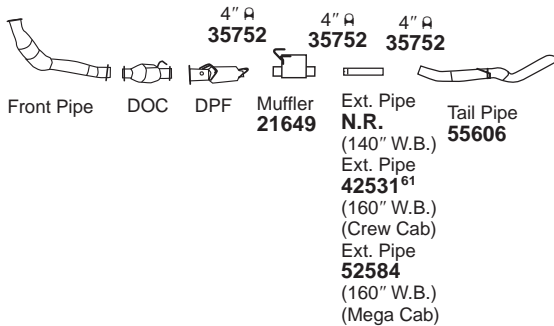
# LIGHT TRUCK

**2009-04 6 CYL. RAM 3500 PICKUP w/5.9L CUMMINS TURBO DIESEL (AFTER 1-5-04)**  
(812)

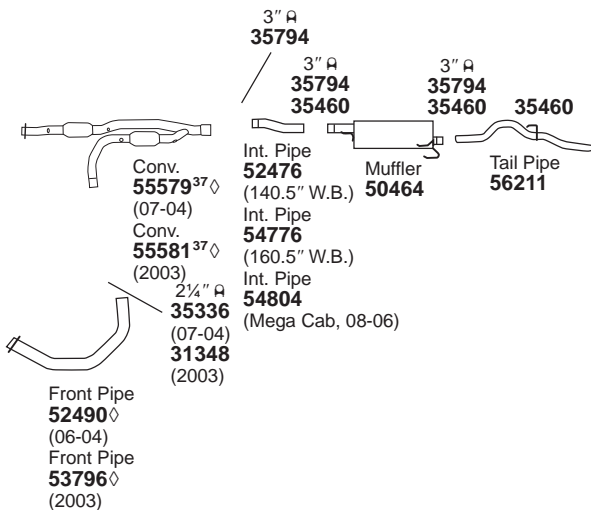


**DYNOMAX** SYSTEM AVAILABLE, See DynoMax Catalog

**2009-07 6 CYL. RAM 3500 PICKUP w/6.7L CUMMINS TURBO DIESEL ENG., O.E. DESIGN (EXC. CAB & CHASSIS)**  
(813)



**2008-03 8 CYL. RAM 3500 PICKUP w/5.7L ENG. - 140.5", 160.5" W.B.**  
(814)



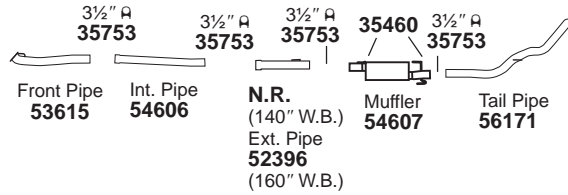
For 50464: SoundFX 18965

31348 Gskt.	35460 Insl.	36119 Hngr.																	

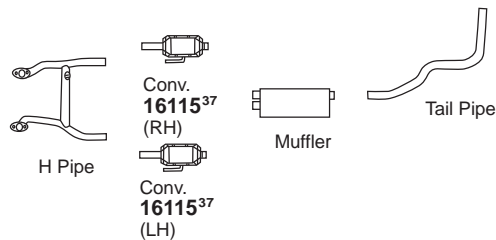
## DODGE/PLYMOUTH

Pickup 1 Ton - 2 & 4 W.D.

**2004-03 6 CYL. RAM 3500 PICKUP w/5.9L CUMMINS TURBO DIESEL (BEFORE 1-5-2004)**  
(815)

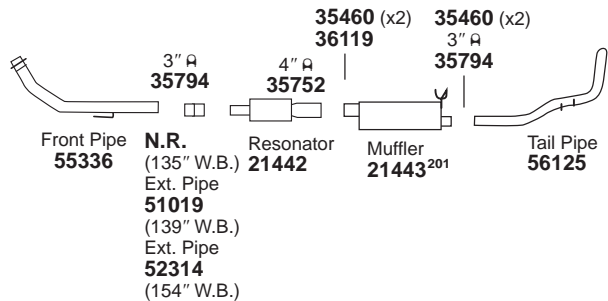


**2002-96 10 CYL. RAM 3500 PICKUP w/8.0L, UP TO 9000 G.V.W.R.**  
(816)



For 16115: Univ. Conv. 15142#

**2002-98 6 CYL. RAM 3500 PICKUP w/5.9L DIESEL ENG. (EXC. CHASSIS CAB) - 135", 139", 154" W.B.**  
(817)



**DYNOMAX** SYSTEM AVAILABLE, See DynoMax Catalog

For 21443: SoundFX 18853<sup>201</sup>

NOT LEGAL FOR SALE IN STATE OF CALIFORNIA  
IN NEW YORK STATE, CONVERTERS LISTED ARE LEGAL FOR FEDERAL/EPA EMISSION VEHICLES ONLY

◇ If welded assembly, replace all required parts.  
# Modifications and/or additional parts required.  
37 Fits All Emissions Vehicles.

61 Cut to fit.  
201 Intentionally flat for clearance.

GENERAL INFORMATION

PASSENGER CAR

LIGHT TRUCK

MUFFLER SPECS.

OPTIONAL MUFFLERS

ACCESSORIES

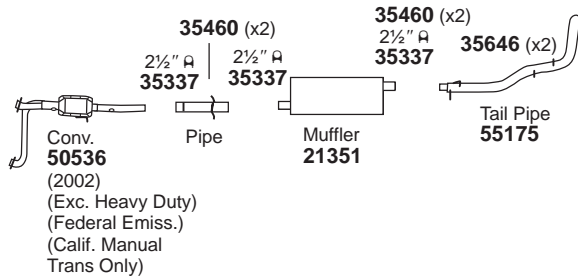
FOOTNOTES

# LIGHT TRUCK

## DODGE/PLYMOUTH

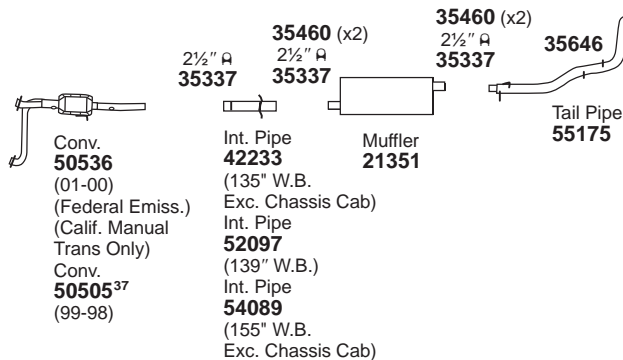
Pickup 1 Ton - 2 & 4 W.D.

**2002 (818) 8 CYL. RAM 3500 PICKUP w/5.9L ENG. CODE Z**



For 21351: SoundFX 18570 Super Turbo 17734#  
Ultra Flo SS 17258<sup>576</sup>  
For 50536: Univ. Conv. 93238#

**2001-98 (819) 6-8 CYL. RAM 3500 PICKUP w/5.9L ENG. CODE Z - 135", 139", 155" W.B., UNDER 8500 GVW (EXC. SS/T SPORT EXHAUST)**



For 21351: SoundFX 18570 Super Turbo 17734#  
Ultra Flo SS 17258<sup>576</sup>  
For 50505: Univ. Conv. 93322#  
For 50536: Univ. Conv. 93238#

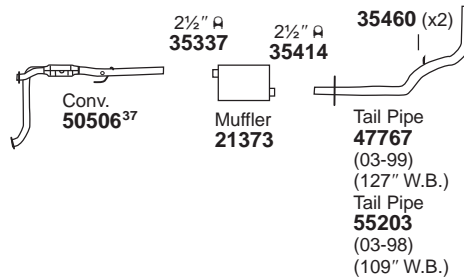
**DYNOMAX** SYSTEM AVAILABLE, See DynoMax Catalog

31337 Gskt.	35460 Insl.	35646 Insl.																	

## DODGE/PLYMOUTH

Van - Series B/Series A/Series PB

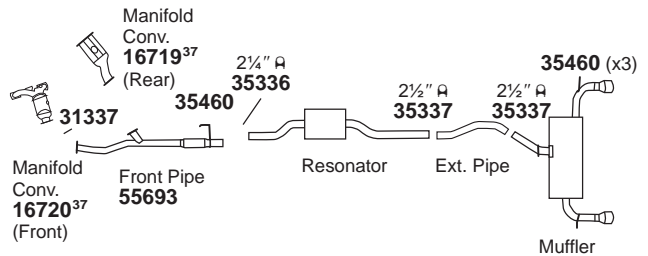
**2003-98 (820) 6-8 CYL. RAM VAN 1500, 2500, 3500 w/3.9L, 5.2L, 5.9L ENG.**



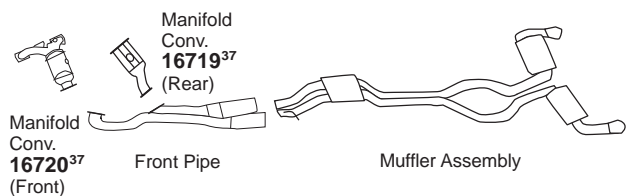
For 21373: SoundFX 18594 Super Turbo 17734#  
Ultra Flo SS 17258<sup>576</sup>  
For 50506: Univ. Conv. 93322#

## FORD Edge

**2014-11 (821) 6 CYL. EDGE w/3.5L ENG.**



**2014-11 (822) 6 CYL. EDGE w/3.7L ENG.**



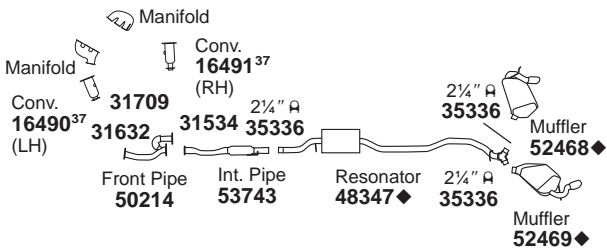
NOT LEGAL FOR SALE IN STATE OF CALIFORNIA

IN NEW YORK STATE, CONVERTERS LISTED ARE LEGAL FOR FEDERAL/EPA EMISSION VEHICLES ONLY



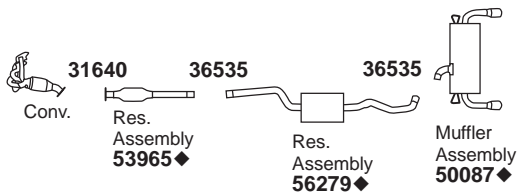
# LIGHT TRUCK

2010-07 6 CYL. EDGE w/3.5L ENG. (823)

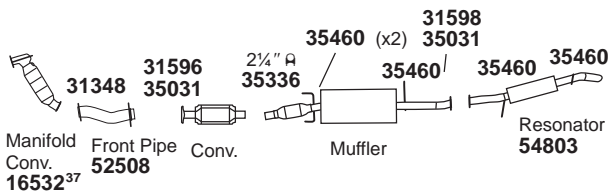


## FORD Escape

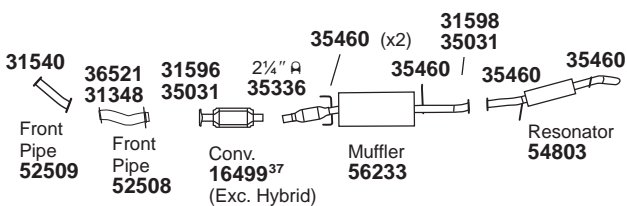
2016-13 4 CYL. ESCAPE w/1.6L, 2.0L, 2.5L ENG. (824)



2012-09 4 CYL. ESCAPE w/2.5L ENG. HYBRID (825)



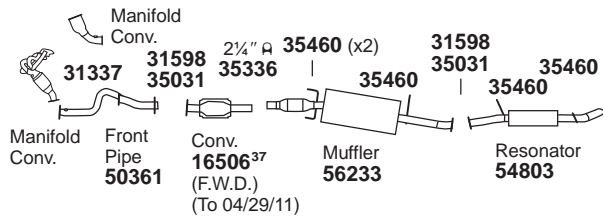
2012-09 4 CYL. ESCAPE XLS, XLT, LIMITED w/2.5L ENG. (826)



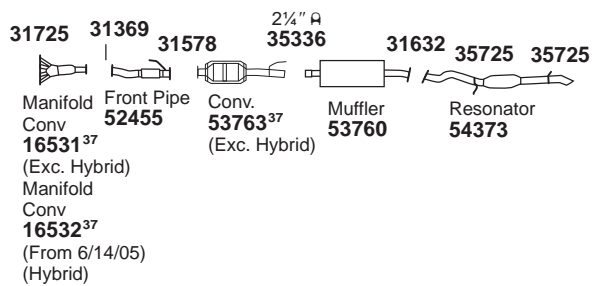
31337 Gskt.	31348 Gskt.	31358 Gskt.	31369 Gskt.	31534 Gskt.	31540 Gskt.	31578 Gskt.

## FORD Escape

2012-09 6 CYL. ESCAPE w/3.0L ENG. (827)

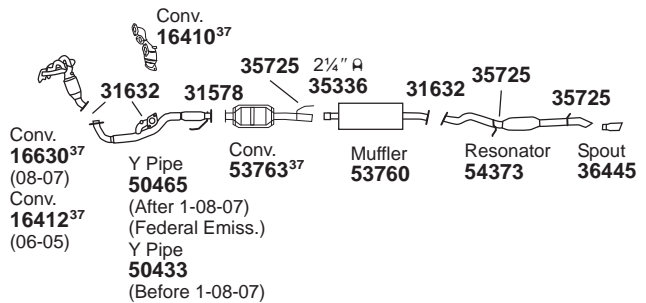


2008-05 4 CYL. ESCAPE w/2.3L ENG. (828)



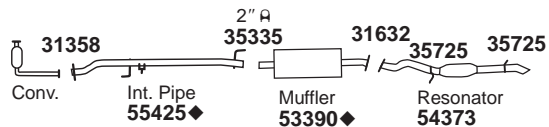
For 53760: SoundFX 18979  
For 53763: Univ. Conv. 93302#

2008-05 6 CYL. ESCAPE w/3.0L ENG. (829)



For 53760: SoundFX 18979  
For 53763: Univ. Conv. 93302#

2004-01 4 CYL. ESCAPE w/2.0L ENG. (830)



For 53390: SoundFX 18910

31358 Gskt.	31359 Gskt.	31358 Gskt.	31632 Gskt.	31640 Gskt.	31709 Gskt.	31725 Gskt.	35031 Stud Kit

NOT LEGAL FOR SALE IN STATE OF CALIFORNIA  
IN NEW YORK STATE, CONVERTERS LISTED ARE LEGAL FOR FEDERAL/EPA EMISSION VEHICLES ONLY

◆ If welded assembly, replace all required parts.  
# Modifications and/or additional parts required.

37 Fits All Emissions Vehicles.

GENERAL INFORMATION

PASSENGER CAR

LIGHT TRUCK

MUFFLER SPECS.

OPTIONAL MUFFLERS

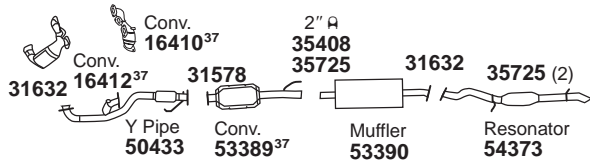
ACCESSORIES

FOOTNOTES

# LIGHT TRUCK

## FORD Escape

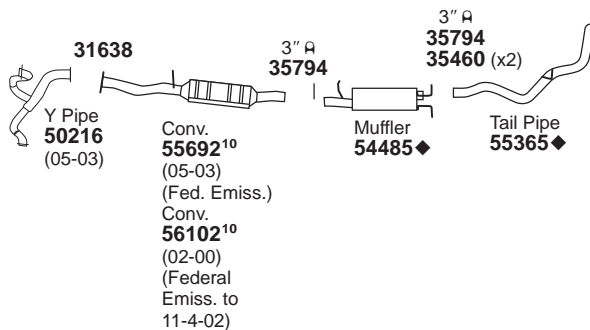
2004-01 6 CYL. ESCAPE w/3.0L ENG.  
(831)



For 53389: Univ. Conv. 93302#  
For 53390: SoundFX 18910

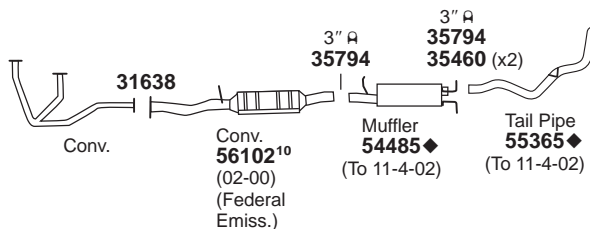
## FORD Excursion

2005-00 10 CYL. EXCURSION w/6.8L ENG.  
(832)



**DYNOMAX** SYSTEM AVAILABLE, See DynoMax Catalog

2003-00 8 CYL. EXCURSION w/5.4L ENG.  
(833)

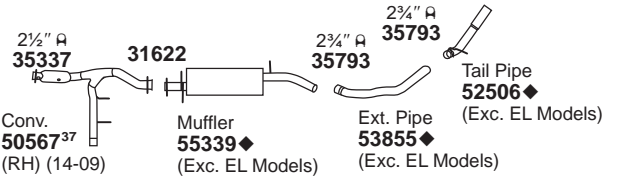


**DYNOMAX** SYSTEM AVAILABLE, See DynoMax Catalog

31578 Gskt.	31622 Gskt.	31632 Gskt.	31638 Gskt.	35460 Insl.	35725 Insl.

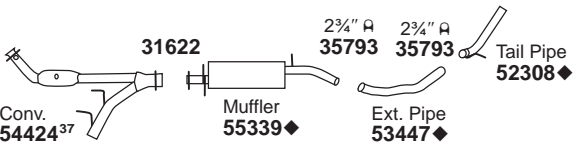
## FORD Expedition

2014-07 8 CYL. EXPEDITION w/5.4L ENG.  
(834)



Conv. 50567<sup>37</sup> (RH) (14-09)  
Conv. 54801<sup>37</sup> (RH) (08-07)  
2 1/2" R 35337  
Conv. 53904<sup>37</sup> (LH) (14-09)  
Conv. 53856<sup>37</sup> (LH) (08-07)  
For 50567: Univ. Conv. 93268#  
For 53856: Univ. Conv. 93268#  
For 53904: Univ. Conv. 93268#  
For 54801: Univ. Conv. 93268#

2006-05 8 CYL. EXPEDITION w/5.4L ENG.  
2004-03 8 CYL. EXPEDITION w/4.6L, 5.4L ENG.  
(835)

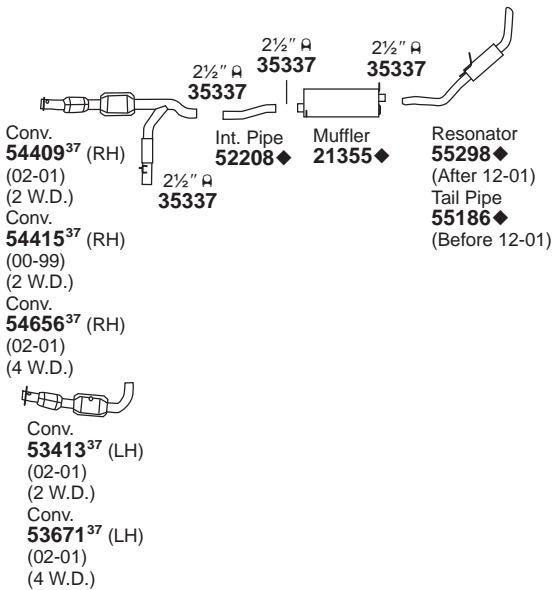


Conv. 54424<sup>37</sup> (RH) (06-05 5.4L)  
Conv. 54816<sup>37</sup> (RH) (04-03 5.4L)  
Conv. 16550<sup>37</sup> (RH) (04-03 4.6L)  
Conv. 53569<sup>37</sup>  
Conv. 53863<sup>37</sup> (LH) (04-03 5.4L)  
Conv. 16552<sup>37</sup> (LH) (04-03 4.6L)  
For 53569: Univ. Conv. 93268#  
For 54424: Univ. Conv. 93317#

NOT LEGAL FOR SALE IN STATE OF CALIFORNIA  
IN NEW YORK STATE, CONVERTERS LISTED ARE LEGAL FOR FEDERAL/EPA EMISSION VEHICLES ONLY

# LIGHT TRUCK

**2002-99 8 CYL. EXPEDITION w/4.6L ENG. (836)**

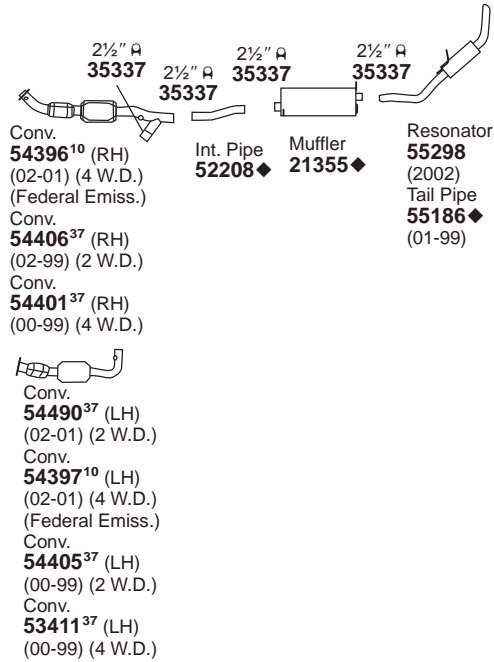


**DYNOMAX** SYSTEM AVAILABLE, See DynoMax Catalog

For 21355: SoundFX 18914      Super Turbo 17734#  
Ultra Flo SS 17258<sup>576</sup>

**FORD**  
Expedition

**2002-99 8 CYL. EXPEDITION w/5.4L ENG. (837)**

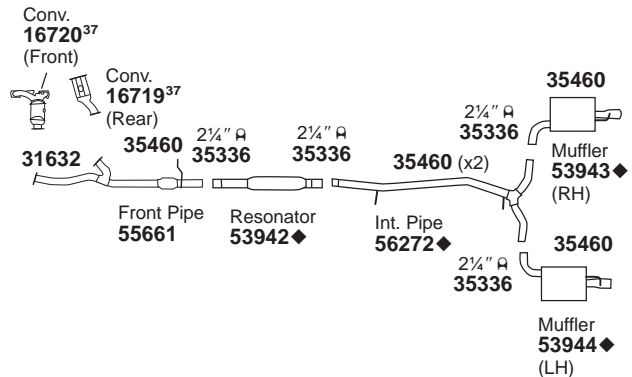


**DYNOMAX** SYSTEM AVAILABLE, See DynoMax Catalog

For 21355: SoundFX 18914      Super Turbo 17734#  
Ultra Flo SS 17258<sup>576</sup>

**FORD**  
Explorer

**2015-11 6 CYL. EXPLORER w/3.5L ENG. (838) (EXC. SPORT)**



31632 Gskt.	35460 Insl.												
-------------	-------------	--	--	--	--	--	--	--	--	--	--	--	--

**NOT LEGAL FOR SALE IN STATE OF CALIFORNIA  
IN NEW YORK STATE, CONVERTERS LISTED ARE LEGAL FOR FEDERAL/EPA EMISSION VEHICLES ONLY**

- ♦ If welded assembly, replace all required parts.
- # Modifications and/or additional parts required.
- 10 Fits Federal/EPA Emission Vehicles.

- 37 Fits All Emissions Vehicles.
- 576 For installation instructions and additional parts required, see the Cross Reference Chart in the Master Catalog.

GENERAL INFORMATION

PASSENGER CAR

LIGHT TRUCK

MUFFLER SPECS.

OPTIONAL MUFFLERS

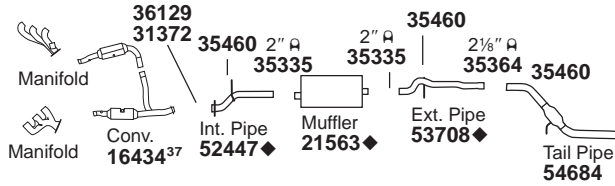
ACCESSORIES

FOOTNOTES

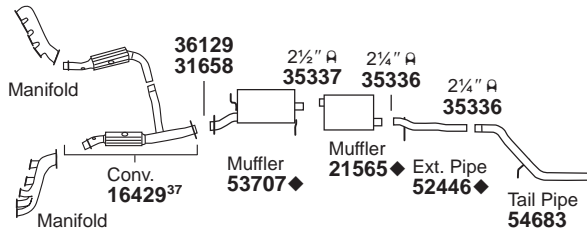
# LIGHT TRUCK

## FORD Explorer

2010-06 6 CYL. EXPLORER w/4.0L ENG.  
(839)



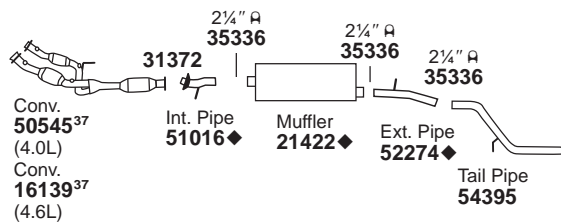
2010-06 8 CYL. EXPLORER w/4.6L ENG.  
(840)



For 21565: Super Turbo 17734#

Ultra Flo SS 17258<sup>576</sup>

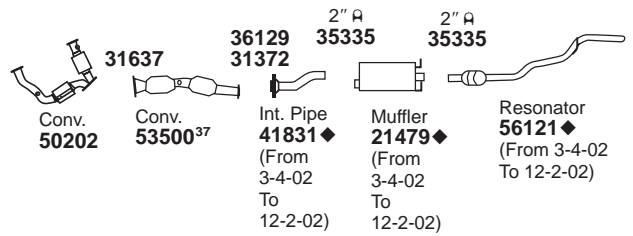
2005-04 6 CYL. EXPLORER w/4.0L ENG.  
(EXC. SPORT TRAC)  
2003-02 6 CYL. EXPLORER w/4.0L ENG.  
(EXC. SPORT TRAC) (EXC. SPORT)  
2005-02 8 CYL. EXPLORER w/4.6L ENG.  
(841)



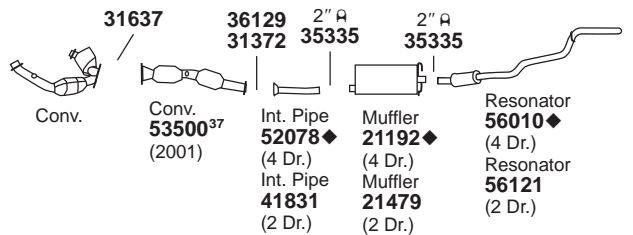
For 21422: SoundFX 18929

Super Turbo 17679<sup>576</sup>

2003-02 6 CYL. EXPLORER SPORT  
w/4.0L ENG.  
(842) ENG. CODE E

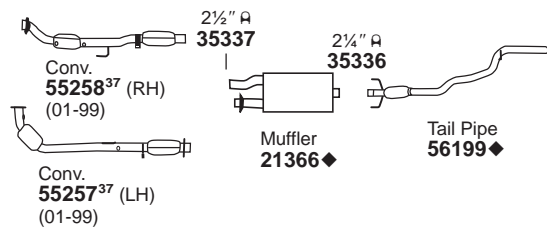


2001-00 6 CYL. EXPLORER w/4.0L ENG.  
(843) (AFTER 12-99) ENG. CODE E



For 21192: SoundFX 18573

2001-98 8 CYL. EXPLORER w/5.0L ENG.  
(844) (AFTER 1-28-98)

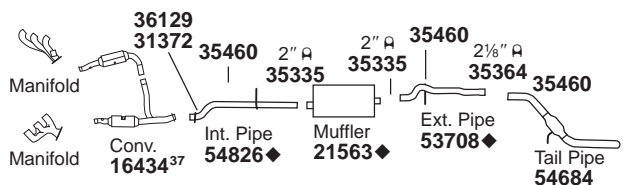


**DYNOMAX** SYSTEM AVAILABLE, See DynoMax Catalog

For 21366: SoundFX 18909

## FORD Explorer Sport Trac

2010-07 6 CYL. EXPLORER SPORT TRAC  
(845) w/4.0L ENG.



31372 Gskt.	31637 Gskt.	31658 Gskt.	35460 Insl.	36129 Bolt Kit						

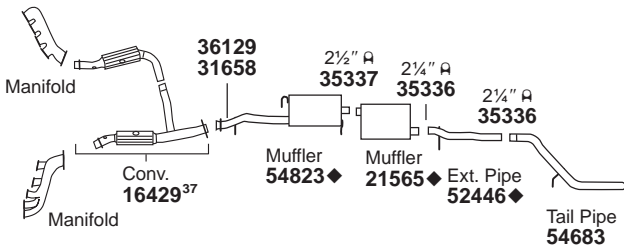
NOT LEGAL FOR SALE IN STATE OF CALIFORNIA  
IN NEW YORK STATE, CONVERTERS LISTED ARE LEGAL FOR FEDERAL/EPA EMISSION VEHICLES ONLY

- ◆ If welded assembly, replace all required parts.
- # Modifications and/or additional parts required.
- 37 Fits All Emissions Vehicles.

576 For installation instructions and additional parts required, see the Cross Reference Chart in the Master Catalog.

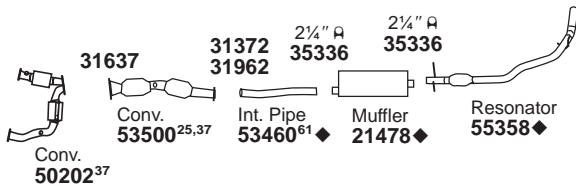
# LIGHT TRUCK

## 2010-07 8 CYL. EXPLORER SPORT TRAC (846) w/4.6L ENG.



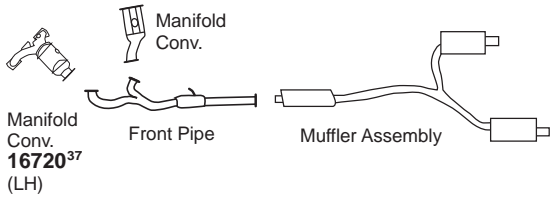
For 21565: Super Turbo 17734# Ultra Flo SS 17258<sup>576</sup>

## 2005-01 6 CYL. EXPLORER SPORT TRAC (847) w/4.0L ENG.

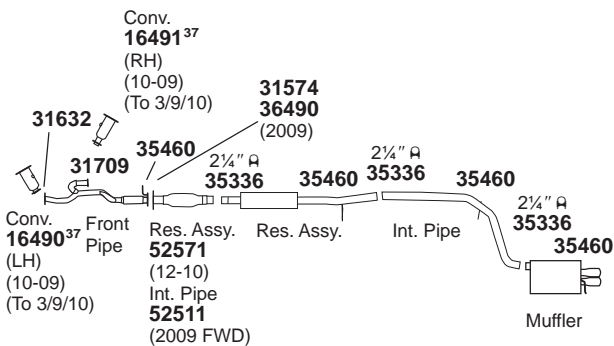


## FORD Flex

## 2015-13 6 CYL. FLEX w/3.5L ENG. (848)



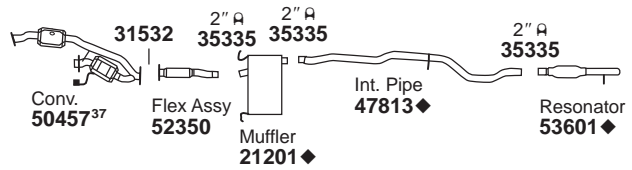
## 2012-09 6 CYL. FLEX w/3.5L ENG., NATURALLY ASPIRATED (849)



31372 Gskt.	31532 Gskt.	31574 Gskt.	31632 Gskt.	31637 Gskt.	31658 Gskt.	31709 Gskt.

## FORD Freestar

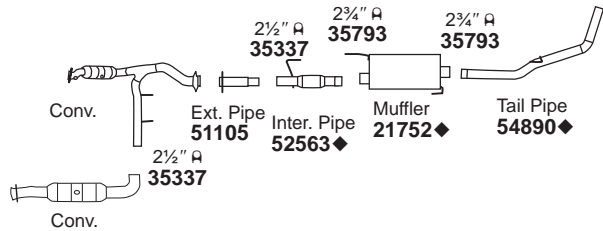
## 2007-04 6 CYL. FREESTAR w/3.9L, 4.2L ENG. (850)



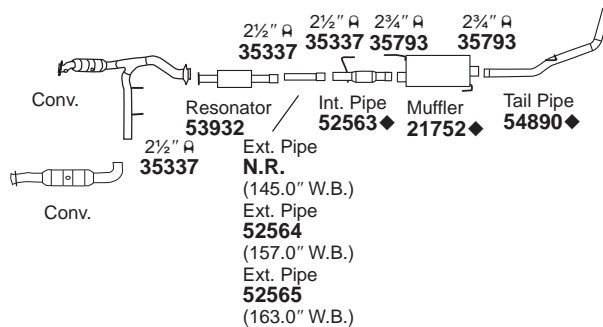
For 21201: SoundFX 18579

## FORD Pickup 1/2 Ton - 2 & 4 W.D.

## 2014-11 6 CYL. F150 w/3.5L ENG., 126" W.B. (851)



## 2014-11 6 CYL. F150 w/3.5L ENG., 145", 157", 163" W.B. (852)



31962 Flng.	35460 Insl.	36129 Bolt Kit	36490 Bolt Kit			

NOT LEGAL FOR SALE IN STATE OF CALIFORNIA  
IN NEW YORK STATE, CONVERTERS LISTED ARE LEGAL FOR FEDERAL/EPA EMISSION VEHICLES ONLY

- ◆ If welded assembly, replace all required parts.
- # Modifications and/or additional parts required.
- 25 Replaces multiple O.E. Converters. Only failed Converters may be replaced. See Catalytic Converter Installation Guide.

- 37 Fits All Emissions Vehicles.
- 61 Cut to fit.
- 576 For installation instructions and additional parts required, see the Cross Reference Chart in the Master Catalog.

GENERAL INFORMATION

PASSENGER CAR

LIGHT TRUCK

MUFFLER SPECS.

OPTIONAL MUFFLERS

ACCESSORIES

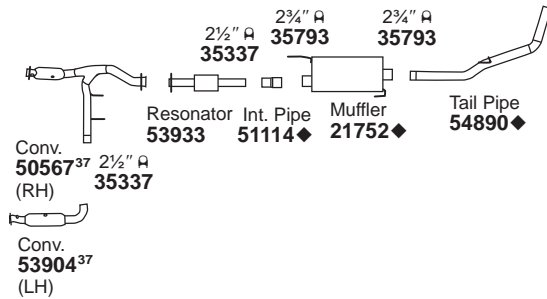
FOOTNOTES

# LIGHT TRUCK

## FORD

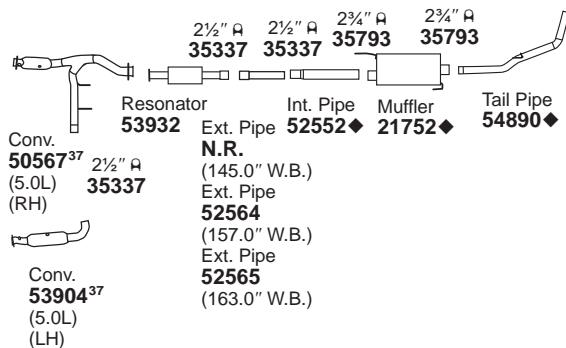
Pickup 1/2 Ton - 2 & 4 W.D.

**2014-11 8 CYL. F150 w/5.0L ENG., 126" W.B. (853)**



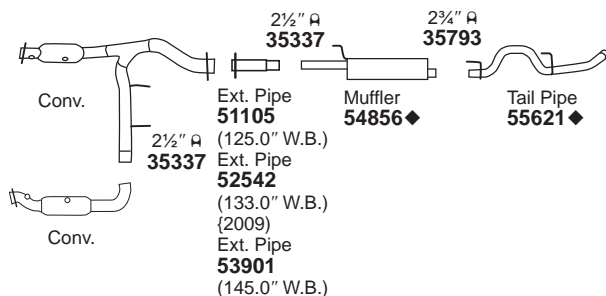
For 50567: Univ. Conv. 93268#  
 For 53904: Univ. Conv. 93268#

**2014-11 8 CYL. F150 w/5.0L, 6.2L ENG., 145", 157", 163" W.B. (854)**  
 (EXC. HARLEY-DAVIDSON EDITION & SVT RAPTOR)

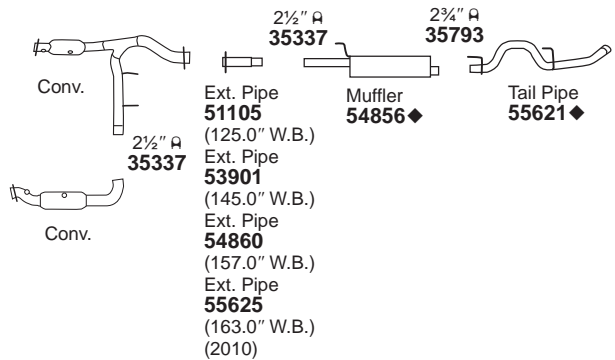


For 50567: Univ. Conv. 93268#  
 For 53904: Univ. Conv. 93268#

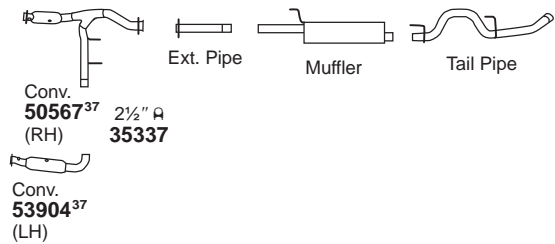
**2010-09 8 CYL. F150 STX w/4.6L ENG. (855)**



**2010-09 8 CYL. F150 XL, XLT w/4.6L ENG. (856)**

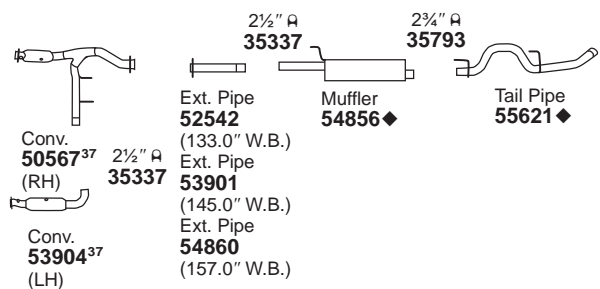


**2010 8 CYL. F150 HARLEY DAVIDSON w/5.4L ENG. (857)**



For 50567: Univ. Conv. 93268#  
 For 53904: Univ. Conv. 93268#

**2010-09 8 CYL. F150 FX4, LARIAT, SVT RAPTOR w/5.4L ENG. (858)**

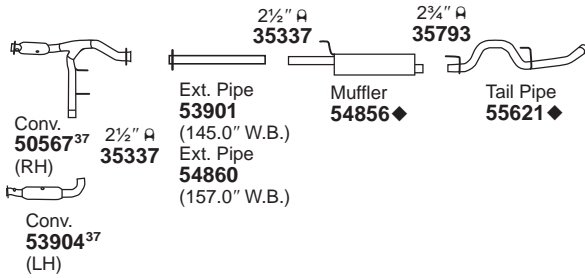


For 50567: Univ. Conv. 93268#  
 For 53904: Univ. Conv. 93268#

NOT LEGAL FOR SALE IN STATE OF CALIFORNIA  
 IN NEW YORK STATE, CONVERTERS LISTED ARE LEGAL FOR FEDERAL/EPA EMISSION VEHICLES ONLY

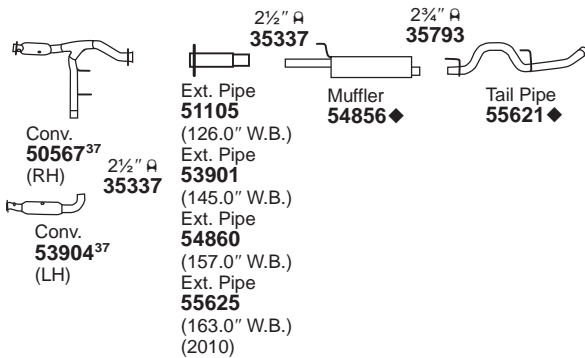
# LIGHT TRUCK

**2010-09 8 CYL. F150 KING RANCH, PLATINUM w/5.4L ENG.**  
**2010 8 CYL. F150 FX2 w/5.4L ENG.**  
**(859)**



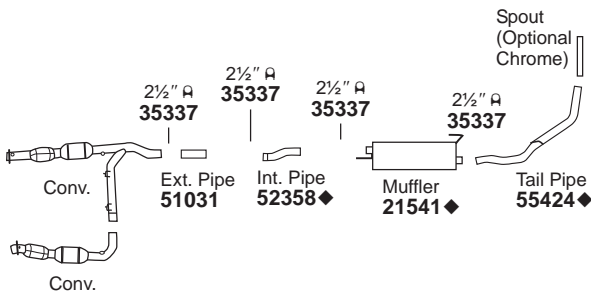
For 50567: Univ. Conv. 93268#  
 For 53904: Univ. Conv. 93268#

**2010-09 8 CYL. F150 XL, XLT w/5.4L ENG.**  
**(860)**



For 50567: Univ. Conv. 93268#  
 For 53904: Univ. Conv. 93268#

**2008-05 6 CYL. F150 w/4.2L ENG. - 126" W.B., AFTER 11-29-04**  
**(861)**

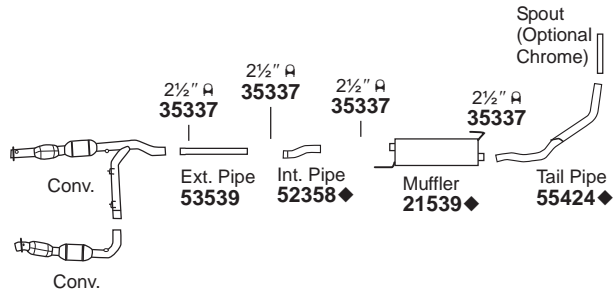


**DYNOMAX** SYSTEM AVAILABLE, See DynoMax Catalog

For 21541: SoundFX 18977

## FORD Pickup 1/2 Ton - 2 & 4 W.D.

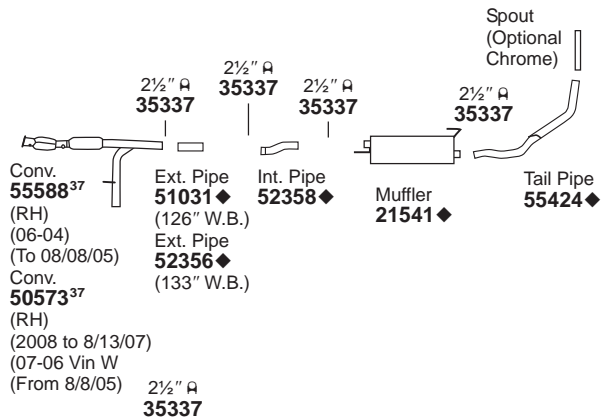
**2008-05 6 CYL. F150 w/4.2L ENG. - 145" W.B., AFTER 11-29-04**  
**(862)**



**DYNOMAX** SYSTEM AVAILABLE, See DynoMax Catalog

For 21539: SoundFX 18977

**2008-04 8 CYL. F150 w/4.6L ENG. - 126", 133" W.B. (EXC. 2004 HERITAGE) 2 W.D.**  
**(863)**



Conv. 55588<sup>37</sup> (06-04) (RH)  
 Conv. 50573<sup>37</sup> (2008 to 8/13/07) (RH)  
 Conv. 53829<sup>37</sup> (06-04) (LH)  
 Conv. 53971<sup>37</sup> (2008 to 8/13/07) (LH)  
 Conv. 53971<sup>37</sup> (07-06 Vin W from 8/8/05)

**DYNOMAX** SYSTEM AVAILABLE, See DynoMax Catalog

For 21541: SoundFX 18977  
 For 50573: Univ. Conv. 93268#  
 For 53971: Univ. Conv. 93268#

GENERAL INFORMATION

PASSENGER CAR

LIGHT TRUCK

MUFFLER SPECS.

OPTIONAL MUFFLERS

ACCESSORIES

FOOTNOTES

NOT LEGAL FOR SALE IN STATE OF CALIFORNIA  
 IN NEW YORK STATE, CONVERTERS LISTED ARE LEGAL FOR FEDERAL/EPA EMISSION VEHICLES ONLY

◆ If welded assembly, replace all required parts.  
 # Modifications and/or additional parts required.

37 Fits All Emissions Vehicles.

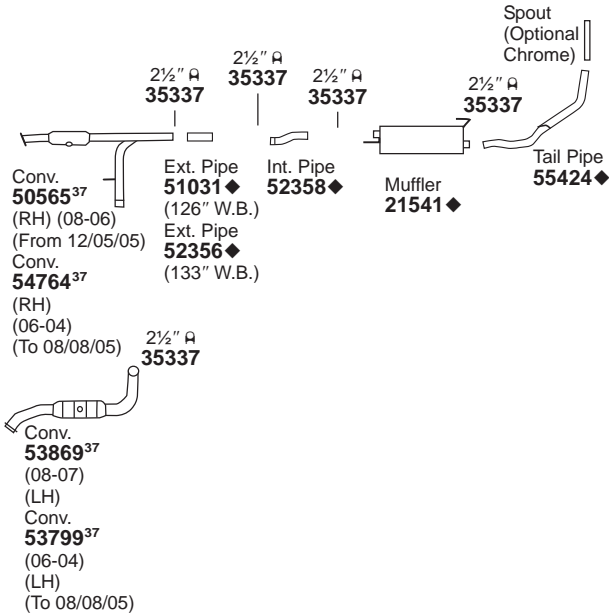


# LIGHT TRUCK

## FORD

Pickup 1/2 Ton - 2 & 4 W.D.

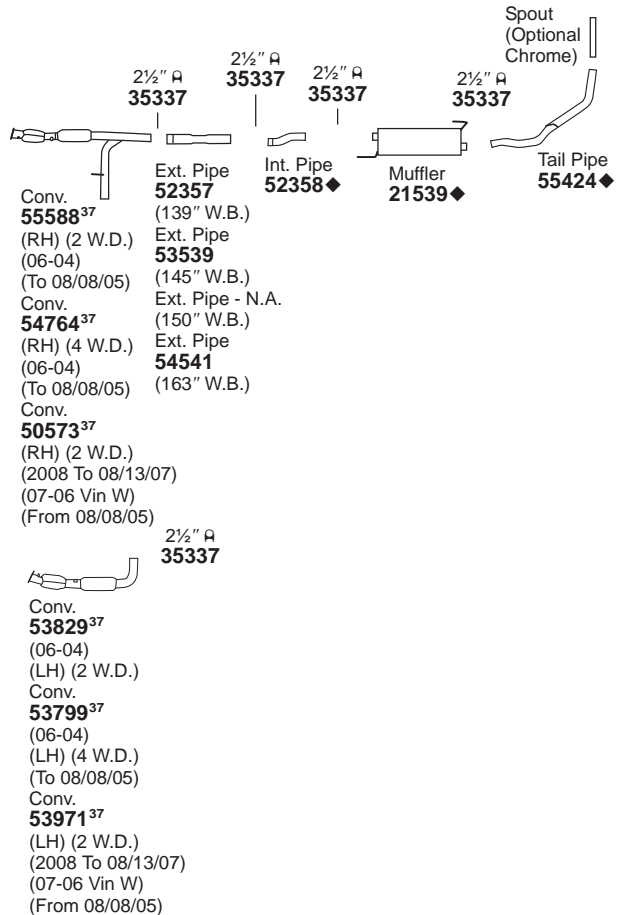
**2008-04 8 CYL. F150 w/4.6L ENG. - 126", 133" W.B. (EXC. 2004 HERITAGE) 4 W.D.**  
(864)



**DYNOMAX** SYSTEM AVAILABLE, See DynoMax Catalog

For 21541: SoundFX 18977

**2008-04 8 CYL. F150 w/4.6L ENG. - 139", 145", 150", 163" W.B. (EXC. 2004 HERITAGE MODELS) (865)**



**DYNOMAX** SYSTEM AVAILABLE, See DynoMax Catalog

For 21539: SoundFX 18977

For 50573: Univ. Conv. 93268#

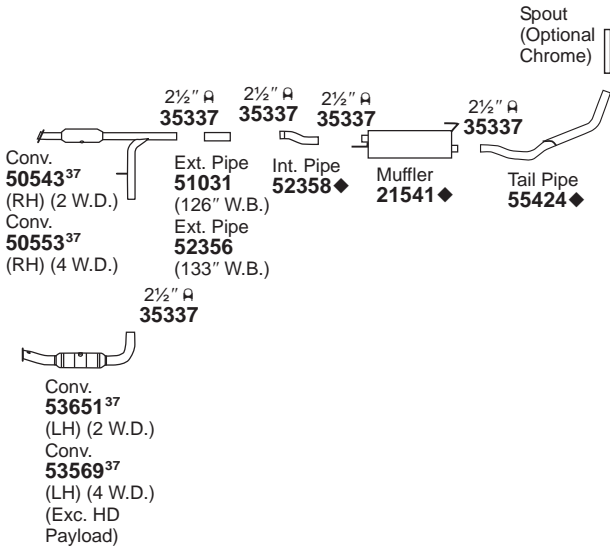
For 53971: Univ. Conv. 93268#

NOT LEGAL FOR SALE IN STATE OF CALIFORNIA  
IN NEW YORK STATE, CONVERTERS LISTED ARE LEGAL FOR FEDERAL/EPA EMISSION VEHICLES ONLY



# LIGHT TRUCK

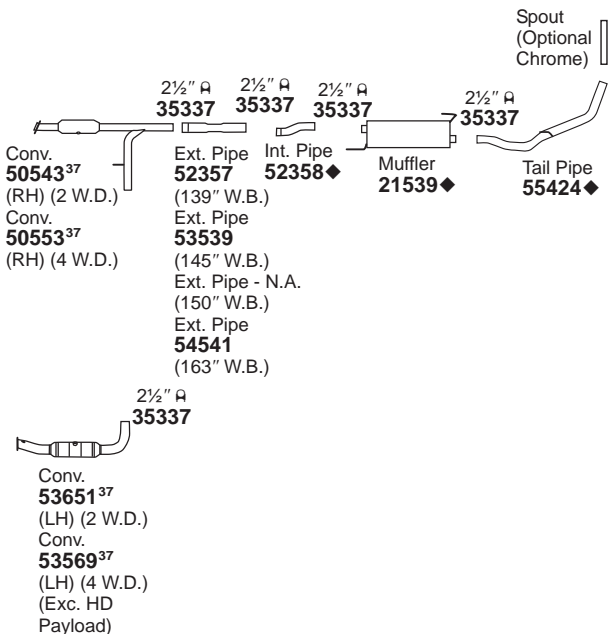
**2008-05 8 CYL. F150 w/5.4L ENG. - 126", 133" W.B. (EXC. 07-06 HARLEY DAVIDSON EDITION)**  
(866)



**DYNOMAX** SYSTEM AVAILABLE, See DynoMax Catalog

For 21541: SoundFX 18977  
For 50543: Univ. Conv. 93268#  
For 53569: Univ. Conv. 93268#

**2008-05 8 CYL. F150 w/5.4L ENG. - 139", 145", 150", 163" W.B. (EXC. 07-06 HARLEY DAVIDSON EDITION)**  
(867)

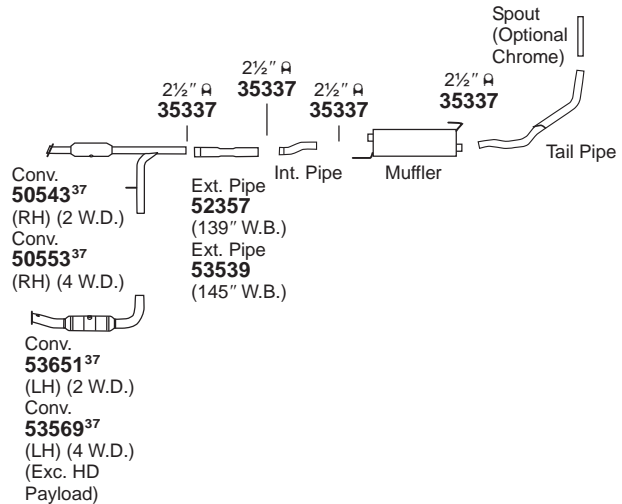


**DYNOMAX** SYSTEM AVAILABLE, See DynoMax Catalog

For 21539: SoundFX 18977  
For 50543: Univ. Conv. 93268#  
For 53569: Univ. Conv. 93268#

**FORD**  
Pickup 1/2 Ton - 2 & 4 W.D.

**2007-06 8 CYL. F150 w/5.4L ENG. HARLEY DAVIDSON EDITION**  
(868)



**DYNOMAX** SYSTEM AVAILABLE, See DynoMax Catalog

For 50543: Univ. Conv. 93268#  
For 53569: Univ. Conv. 93268#

GENERAL INFORMATION

PASSENGER CAR

LIGHT TRUCK

MUFFLER SPECS.

OPTIONAL MUFFLERS

ACCESSORIES

FOOTNOTES

NOT LEGAL FOR SALE IN STATE OF CALIFORNIA  
IN NEW YORK STATE, CONVERTERS LISTED ARE LEGAL FOR FEDERAL/EPA EMISSION VEHICLES ONLY

◆ If welded assembly, replace all required parts.  
# Modifications and/or additional parts required.

37 Fits All Emissions Vehicles.

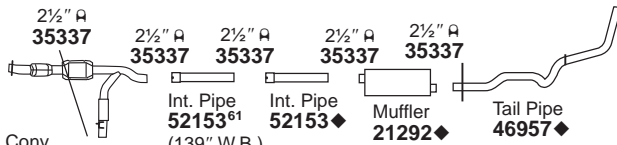
# LIGHT TRUCK

## FORD

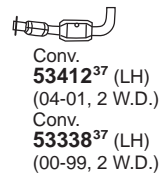
Pickup 1/2 Ton - 2 & 4 W.D.

**2004 6 CYL. F150 HERITAGE w/4.2L ENG. - 120", 139", 157" W.B.**

**2003-99 6 CYL. F150 w/4.2L ENG. - 120", 139", 157" W.B. (869)**



Conv.  
**54407<sup>37</sup>** (RH)  
(04-01, 2 W.D.)  
Conv.  
**54332<sup>37</sup>** (RH)  
(00-99, 2 W.D.)

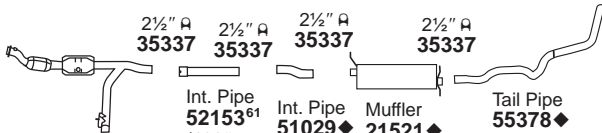


Conv.  
**53412<sup>37</sup>** (LH)  
(04-01, 2 W.D.)  
Conv.  
**53338<sup>37</sup>** (LH)  
(00-99, 2 W.D.)

**DYNOMAX** SYSTEM AVAILABLE, See DynoMax Catalog

For 21292: SoundFX 18577 Super Turbo 17734#  
Ultra Flo SS 17258<sup>576</sup>

**2004-01 8 CYL. F150 w/4.6L ENG. - 120", 139", 157" W.B. (2004 HERITAGE ONLY) (870)**



Conv.  
**54655<sup>37</sup>** (RH)  
(04-03, 4 W.D.)  
Conv.  
**54409<sup>37</sup>** (RH)  
(02-01, 2 W.D.)  
Conv.  
**54656<sup>37</sup>** (RH)  
(02-01, 4 W.D.)

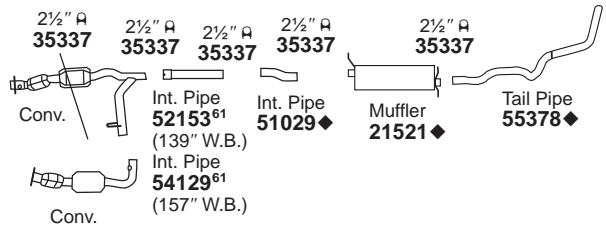


Conv.  
**53439<sup>37</sup>** (LH)  
(04-03, 2 W.D.)  
Conv.  
**53670<sup>37</sup>** (LH)  
(04-03, 4 W.D.)  
Conv.  
**53413<sup>37</sup>** (LH)  
(02-01, 2 W.D.)  
Conv.  
**53671<sup>37</sup>** (LH)  
(02-01, 4 W.D.)

**DYNOMAX** SYSTEM AVAILABLE, See DynoMax Catalog

For 21521: SoundFX 18955 Super Turbo 17734#  
Ultra Flo SS 17258<sup>576</sup>

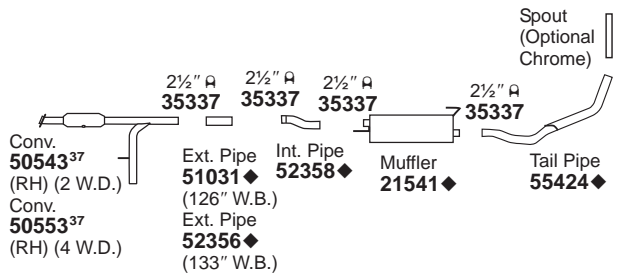
**2004-01 8 CYL. F150 HERITAGE w/5.4L ENG. - 120", 139", 157" W.B. (EXC. LIGHTNING) (2004 HERITAGE ONLY) (871)**



**DYNOMAX** SYSTEM AVAILABLE, See DynoMax Catalog

For 21521: SoundFX 18955 Super Turbo 17734#  
Ultra Flo SS 17258<sup>576</sup>

**2004 8 CYL. F150 w/5.4L ENG. - 126", 133" W.B. (EXC. HERITAGE & LIGHTNING) (872)**



Conv.  
**53651<sup>37</sup>** (LH) (2 W.D.)  
Conv.  
**53569<sup>37</sup>** (LH) (4 W.D.)  
(Exc. HD Payload)

**DYNOMAX** SYSTEM AVAILABLE, See DynoMax Catalog

For 21541: SoundFX 18977  
For 50543: Univ. Conv. 93268#  
For 53569: Univ. Conv. 93268#

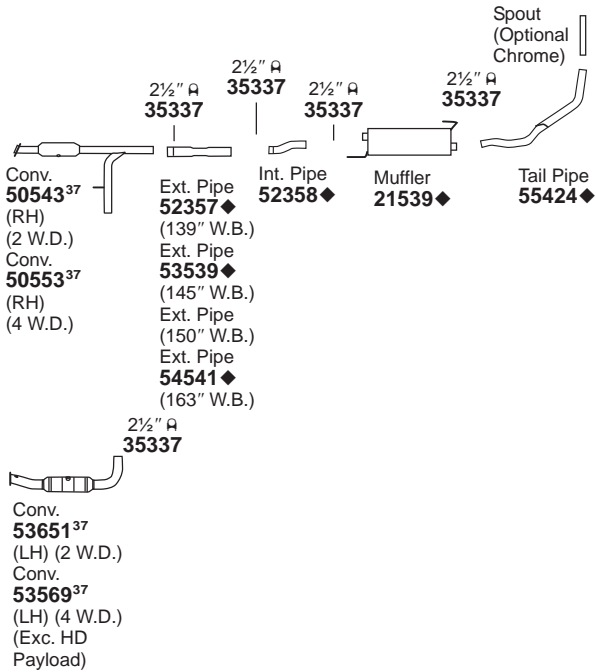
NOT LEGAL FOR SALE IN STATE OF CALIFORNIA  
IN NEW YORK STATE, CONVERTERS LISTED ARE LEGAL FOR FEDERAL/EPA EMISSION VEHICLES ONLY

◆ If welded assembly, replace all required parts.  
# Modifications and/or additional parts required.  
37 Fits All Emissions Vehicles.

61 Cut to fit.  
576 For installation instructions and additional parts required, see the Cross Reference Chart in the Master Catalog.

# LIGHT TRUCK

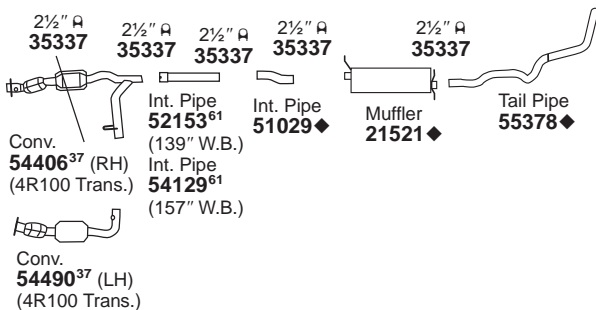
**2004 8 CYL. F150 w/5.4L ENG. - 139", 145", 150", 163" W.B., (EXC. HERITAGE & LIGHTNING)**  
(873)



**DYNOMAX** SYSTEM AVAILABLE, See DynoMax Catalog

For 21539: SoundFX 18977  
For 50543: Univ. Conv. 93268#  
For 53569: Univ. Conv. 93268#

**2003-01 8 CYL. F150 w/5.4L ENG. - 120", 139", 157" W.B. (EXC. LIGHTNING)**  
(874)  
2 W.D.

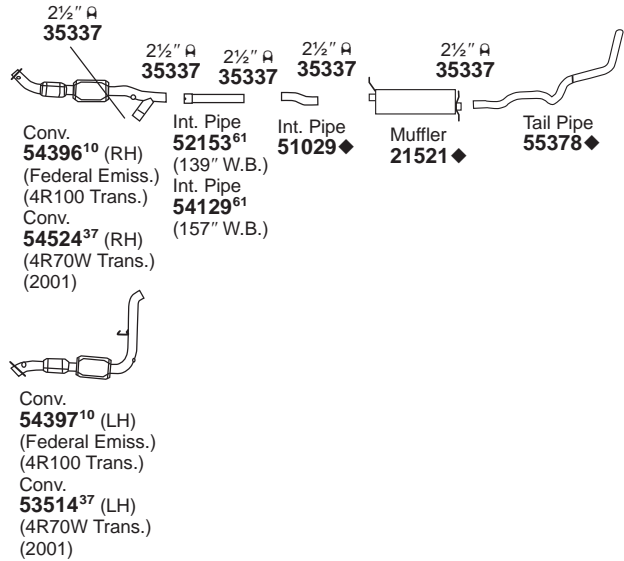


**DYNOMAX** SYSTEM AVAILABLE, See DynoMax Catalog

For 21521: SoundFX 18955  
Ultra Flo SS 17258<sup>576</sup> Super Turbo 17734#

**FORD**  
Pickup 1/2 Ton - 2 & 4 W.D.

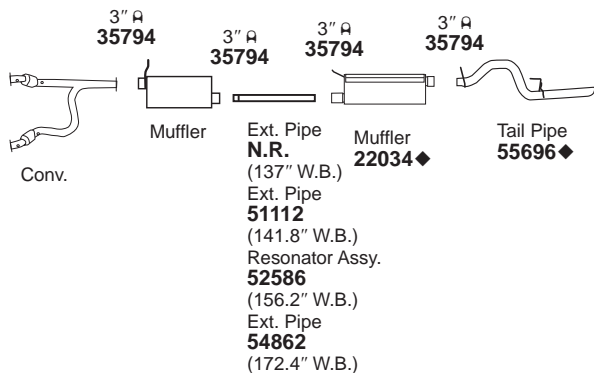
**2003-01 8 CYL. F150 w/5.4L ENG. - 120", 139", 157" W.B. (EXC. LIGHTNING) (EXC. SUPER CREW) 4 W.D.**  
(875)



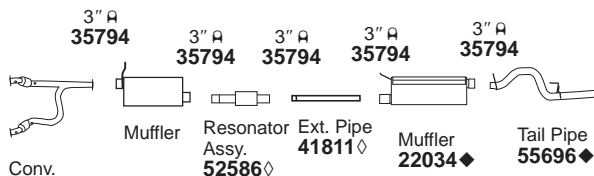
For 21521: SoundFX 18955  
Ultra Flo SS 17258<sup>576</sup> Super Turbo 17734#

**FORD**  
Pickup 3/4 Ton - 2 & 4 W.D.

**2016-11 8 CYL. F250 SUPER DUTY w/6.2L ENG. (EXC. 158" W.B.)**  
(876)



**2016-11 8 CYL. F250 SUPER DUTY w/6.2L ENG., 158" W.B.**  
(877)



NOT LEGAL FOR SALE IN STATE OF CALIFORNIA  
IN NEW YORK STATE, CONVERTERS LISTED ARE LEGAL FOR FEDERAL/EPA EMISSION VEHICLES ONLY

- ◇ If welded assembly, replace all required parts.
- ◆ If welded assembly, replace all required parts.
- # Modifications and/or additional parts required.
- 10 Fits Federal/EPA Emission Vehicles.

- 37 Fits All Emissions Vehicles.
- 61 Cut to fit.
- 576 For installation instructions and additional parts required, see the Cross Reference Chart in the Master Catalog.

GENERAL INFORMATION

PASSENGER CAR

LIGHT TRUCK

MUFFLER SPECS.

OPTIONAL MUFFLERS

ACCESSORIES

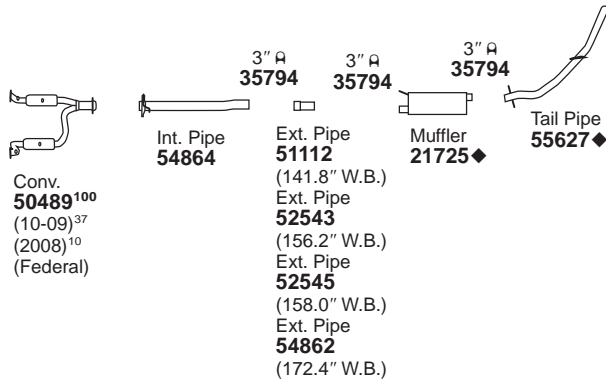
FOOTNOTES

# LIGHT TRUCK

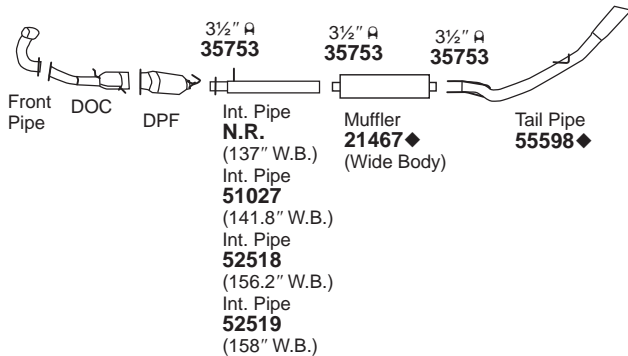
## FORD

Pickup 3/4 Ton - 2 & 4 W.D.

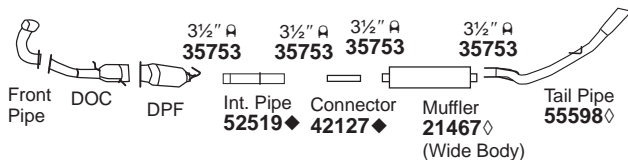
**2010-08 8 CYL. F250 SUPER DUTY w/5.4L, 6.8L ENG. (TWO CONVERTER SYSTEM)**  
(878)



**2010-08 8 CYL. F250 SUPER DUTY w/6.4L DIESEL ENG. - 137", 141.8", 156.2", 158" W.B.**  
(879)

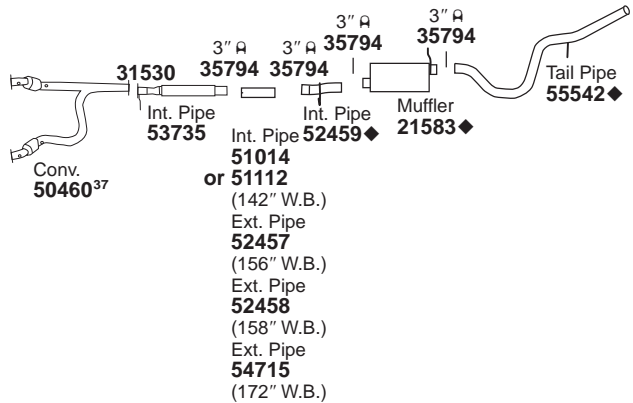


**2010-08 8 CYL. F250 SUPER DUTY w/6.4L DIESEL ENG., 172.4" W.B.**  
(880)

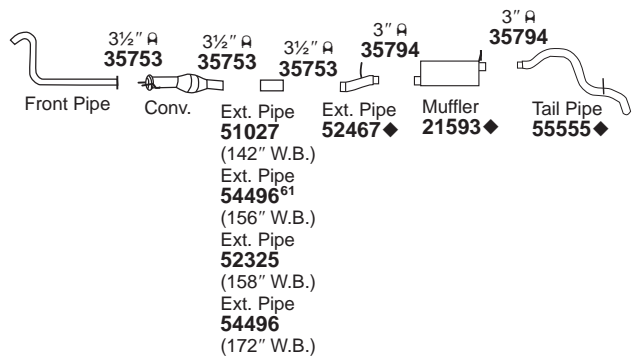


**2007 8 CYL. F250 SUPER DUTY w/5.4L ENG., WIDE FRAME, UNDER 10,000 G.V.W.R. (EXC. CHASSIS CAB)**

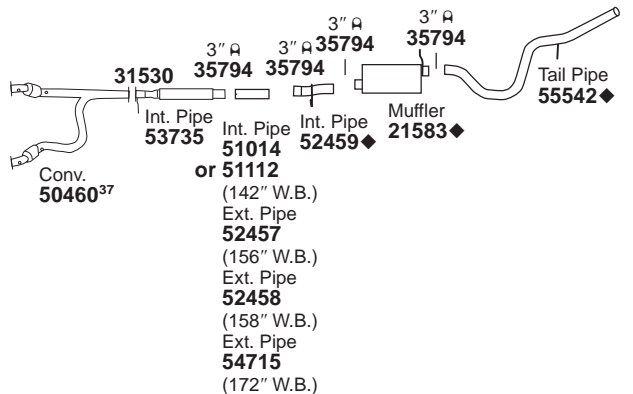
**2006-05 8 CYL. F250 SUPER DUTY w/5.4L ENG. (EXC. CHASSIS CAB)**  
(881)




**2007-05 8 CYL. F250 SUPER DUTY w/6.0L DIESEL ENG. - 142", 156", 158", 172" W.B. WIDE FRAME**  
(882)



**2007-05 10 CYL. F250 SUPER DUTY w/6.8L ENG.**  
(883)



31530 Gskt. 																			
---	--	--	--	--	--	--	--	--	--	--	--	--	--	--	--	--	--	--	--

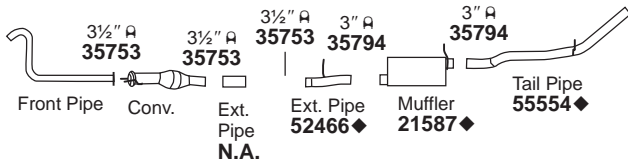
NOT LEGAL FOR SALE IN STATE OF CALIFORNIA  
IN NEW YORK STATE, CONVERTERS LISTED ARE LEGAL FOR FEDERAL/EPA EMISSION VEHICLES ONLY

◆ If welded assembly, replace all required parts.  
◆ If welded assembly, replace all required parts.  
10 Fits Federal/EPA Emission Vehicles.

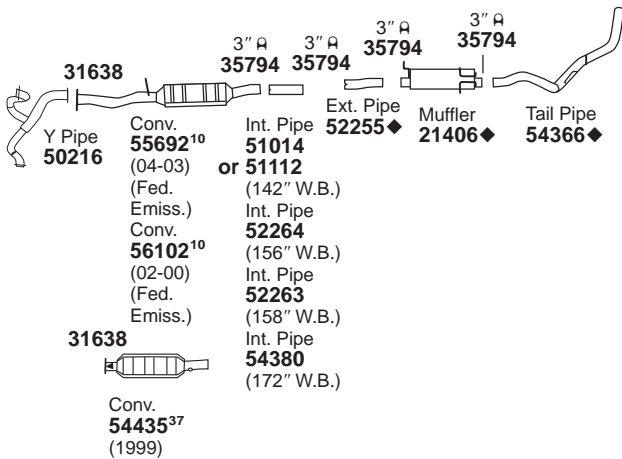
37 Fits All Emissions Vehicles.  
61 Cut to fit.  
100 Ultra Converter.

# LIGHT TRUCK

**2006-05 8 CYL. F250 SUPER DUTY w/6.0L DIESEL ENG. - 137", 142", 156", 158", 172" W.B. NARROW FRAME**  
(884)

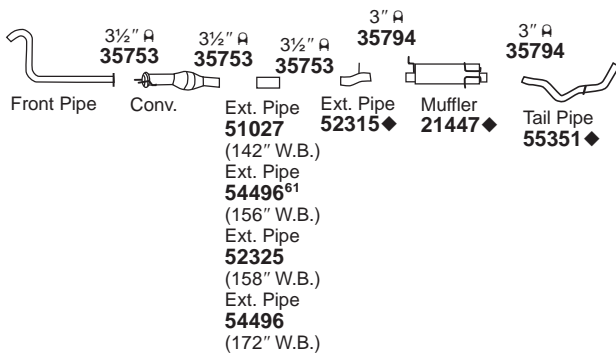


**2004-99 8-10 CYL. F250 SUPER DUTY w/5.4L, 6.8L ENG. - 137", 142", 156", 158", 172" W.B., (EXC. CHASSIS CAB) (BEFORE 4-01-04)**  
(885)



For 21406: SoundFX 18887

**2004-03 8 CYL. F250 SUPER DUTY w/6.0L DIESEL ENG. - 137", 142", 156", 158", 172" W.B. WIDE FRAME**  
(886)

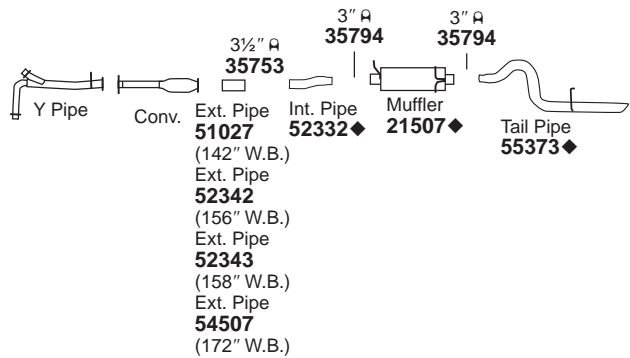


31638 Gskt.



## FORD Pickup 3/4 Ton - 2 & 4 W.D.

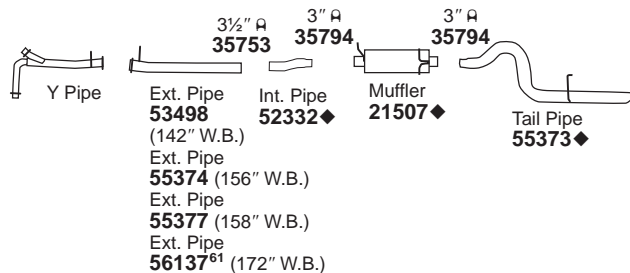
**2003-01 8 CYL. F250 SUPER DUTY w/7.3L DIESEL ENG. WIDE FRAME EXC. CHASSIS CAB, w/CONVERTER**  
(887)



**DYNOMAX** SYSTEM AVAILABLE, See DynoMax Catalog

For 21507: SoundFX 18972

**2001-99 8 CYL. F250 SUPER DUTY w/7.3L DIESEL ENG. WIDE FRAME EXC. CHASSIS CAB, w/o CONVERTER**  
(888)



For 21507: SoundFX 18972

GENERAL INFORMATION

PASSENGER CAR

LIGHT TRUCK

MUFFLER SPECS.

OPTIONAL MUFFLERS

ACCESSORIES

FOOTNOTES

NOT LEGAL FOR SALE IN STATE OF CALIFORNIA  
IN NEW YORK STATE, CONVERTERS LISTED ARE LEGAL FOR FEDERAL/EPA EMISSION VEHICLES ONLY

◆ If welded assembly, replace all required parts.  
10 Fits Federal/EPA Emission Vehicles.

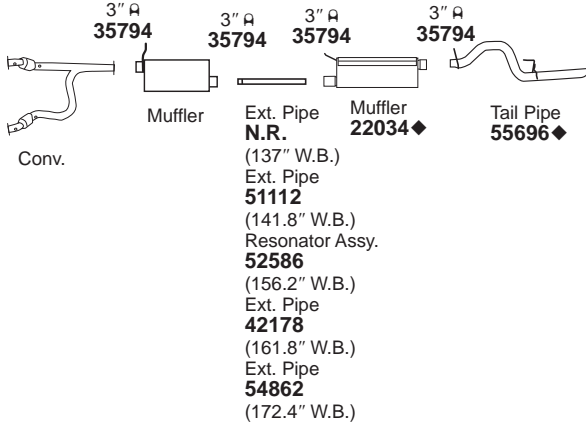
37 Fits All Emissions Vehicles.  
61 Cut to fit.

# LIGHT TRUCK

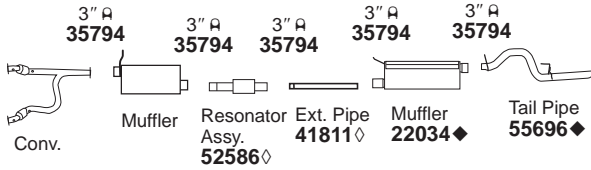
## FORD

Pickup 1 Ton - 2 & 4 W.D.

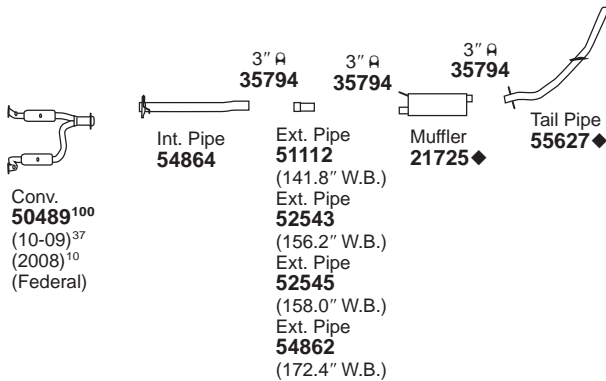
**2016-11 8 CYL. F350 SUPER DUTY w/6.2L ENG. (EXC. 158" W.B.) (EXC. CAB & CHASSIS)**  
(889)



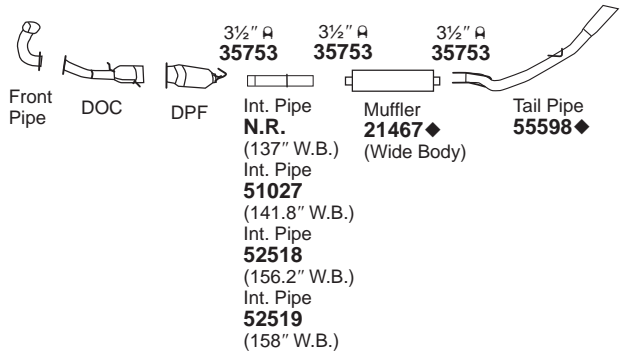
**2016-11 8 CYL. F350 SUPER DUTY w/6.2L ENG., 158" W.B. (EXC. CAB & CHASSIS)**  
(890)



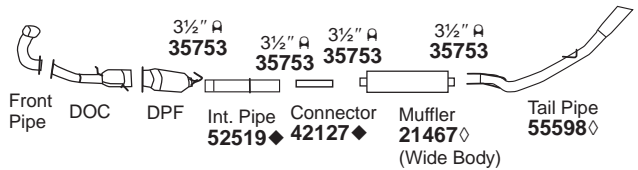
**2010-08 8 CYL. F350 SUPER DUTY w/5.4L, 6.8L ENG. (TWO CONVERTER SYSTEM)**  
(891)



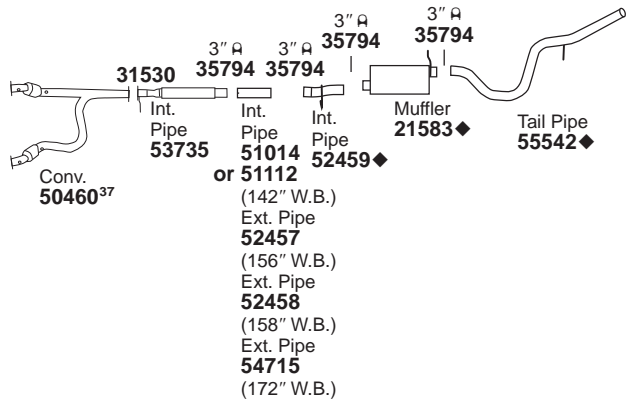
**2010-08 8 CYL. F350 SUPER DUTY w/6.4L DIESEL ENG. (EXC. 172.4" W.B.)**  
(892)



**2010-08 8 CYL. F350 SUPER DUTY w/6.4L DIESEL ENG., 172.4" W.B.**  
(893)



**2007 8 CYL. F350 SUPER DUTY w/5.4L ENG., WIDE FRAME, UNDER 10,000 G.V.W.R.**  
**2006-05 8 CYL. F350 SUPER DUTY w/5.4L ENG. (EXC. CHASSIS CAB)**  
(894)



31530 Gskt.													
-------------	--	--	--	--	--	--	--	--	--	--	--	--	--

NOT LEGAL FOR SALE IN STATE OF CALIFORNIA  
IN NEW YORK STATE, CONVERTERS LISTED ARE LEGAL FOR FEDERAL/EPA EMISSION VEHICLES ONLY

◇ If welded assembly, replace all required parts.

◆ If welded assembly, replace all required parts.

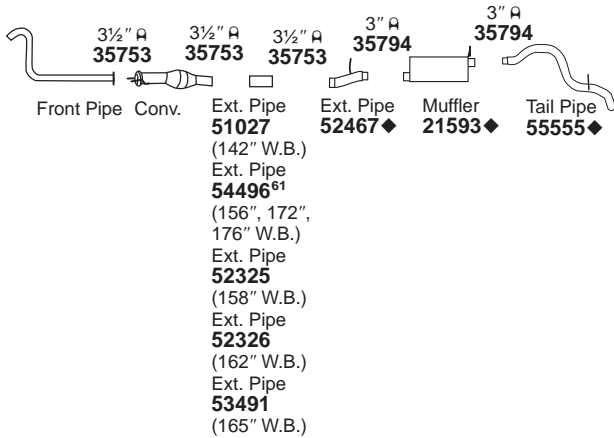
10 Fits Federal/EPA Emission Vehicles.

37 Fits All Emissions Vehicles.

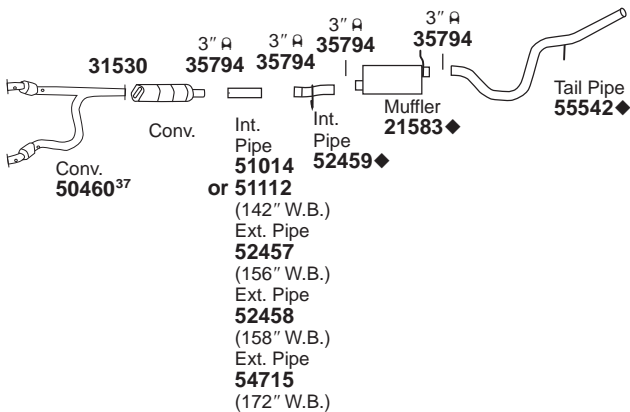
100 Ultra Converter.

# LIGHT TRUCK

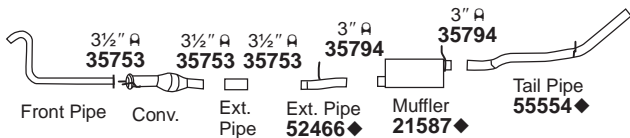
## 2007-05 8 CYL. F350 SUPER DUTY w/6.0L DIESEL ENG. - WIDE FRAME (895)



## 2007-05 10 CYL. F350 SUPER DUTY w/6.8L ENG., 2 W.D. ONLY (EXC. CHASSIS CAB) (896)



## 2006-05 8 CYL. F350 SUPER DUTY w/6.0L DIESEL ENG. - NARROW FRAME (897)

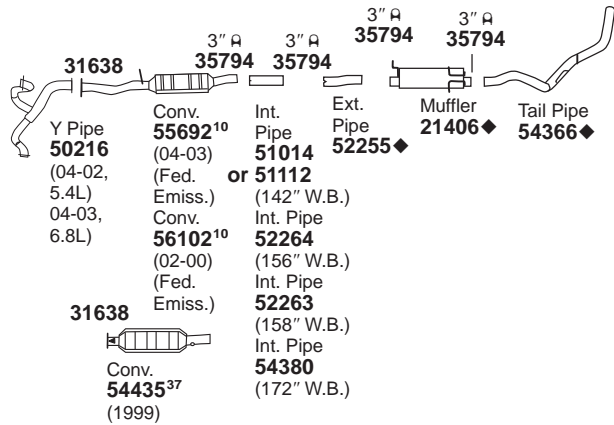


31530 Gskt.	31638 Gskt.										

## FORD

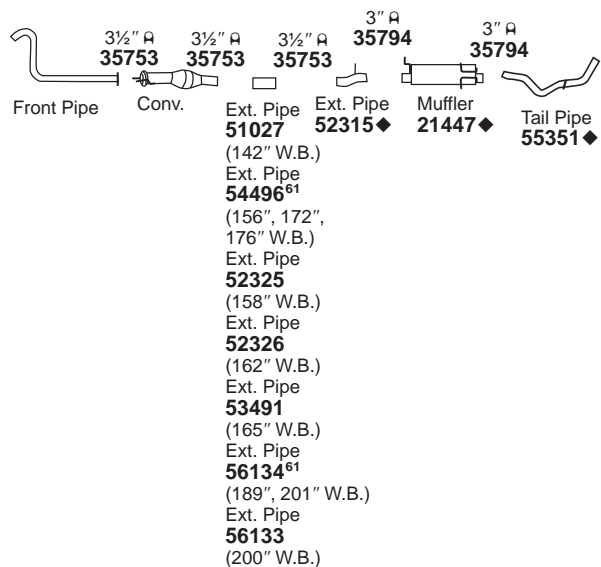
### Pickup 1 Ton - 2 & 4 W.D.

## 2004-99 8-10 CYL. F350 SUPER DUTY w/5.4L, 6.8L ENG. - 137", 142", 156", 158", 172" W.B., (EXC. CHASSIS CAB) (BEFORE 4-01-04) (898)



For 21406: SoundFX 18887

## 2004-03 8 CYL. F350 SUPER DUTY w/6.0L DIESEL ENG. - WIDE FRAME (899)



GENERAL INFORMATION

PASSENGER CAR

LIGHT TRUCK

MUFFLER SPECS.

OPTIONAL MUFFLERS

ACCESSORIES

FOOTNOTES

NOT LEGAL FOR SALE IN STATE OF CALIFORNIA  
 IN NEW YORK STATE, CONVERTERS LISTED ARE LEGAL FOR FEDERAL/EPA EMISSION VEHICLES ONLY

◆ If welded assembly, replace all required parts.  
 10 Fits Federal/EPA Emission Vehicles.

37 Fits All Emissions Vehicles.  
 61 Cut to fit.

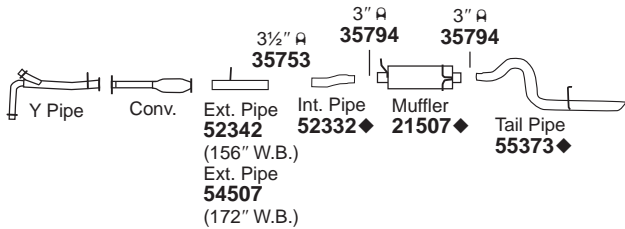


# LIGHT TRUCK

## FORD

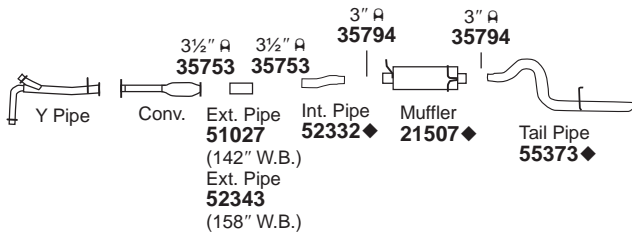
Pickup 1 Ton - 2 & 4 W.D.

**2003-01 8 CYL. F350 SUPER DUTY w/7.3L DIESEL ENG. WIDE FRAME CREW CAB, w/CONVERTER (900)**



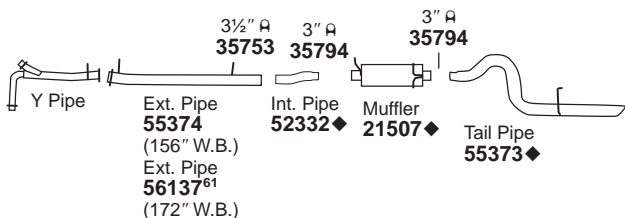
For 21507: SoundFX 18972

**2003-01 8 CYL. F350 SUPER DUTY w/7.3L DIESEL ENG. WIDE FRAME SUPER CAB, w/CONVERTER (901)**



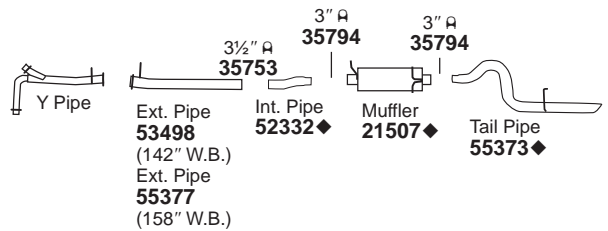
For 21507: SoundFX 18972

**2001-99 8 CYL. F350 SUPER DUTY w/7.3L DIESEL ENG. WIDE FRAME CREW CAB, w/o CONVERTER (902)**



For 21507: SoundFX 18972

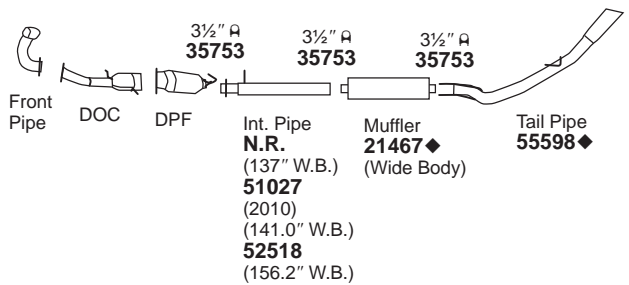
**2001-99 8 CYL. F350 SUPER DUTY w/7.3L DIESEL ENG. WIDE FRAME SUPER CAB, w/o CONVERTER (903)**



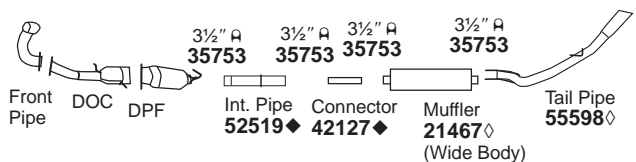
For 21507: SoundFX 18972

## FORD Pickup- F-450 Super Duty

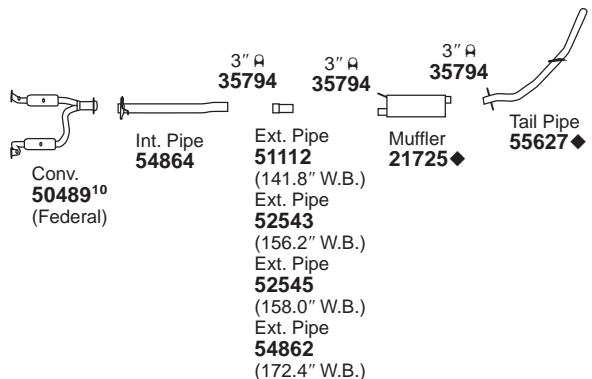
**2010-08 8 CYL. F450 SUPER DUTY w/6.4L DIESEL ENG. (EXC. 172.4\"/>**



**2010-08 8 CYL. F450 SUPER DUTY w/6.4L DIESEL ENG., 172.4\"/>**



**2008 8 CYL. F450 SUPER DUTY w/6.8L ENG. (TWO CONVERTER SYSTEM) (906)**

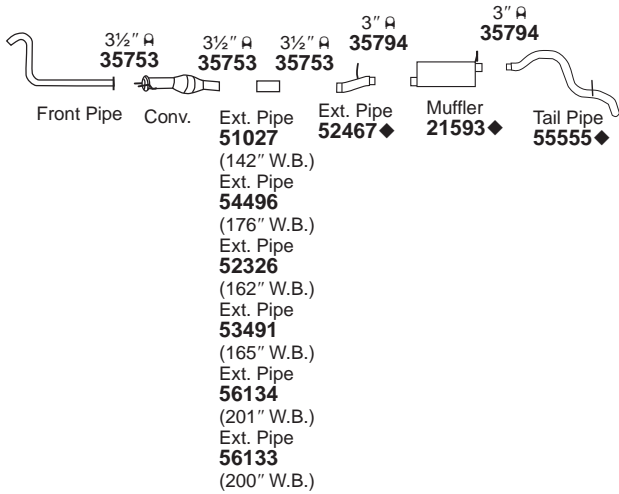


NOT LEGAL FOR SALE IN STATE OF CALIFORNIA  
IN NEW YORK STATE, CONVERTERS LISTED ARE LEGAL FOR FEDERAL/EPA EMISSION VEHICLES ONLY

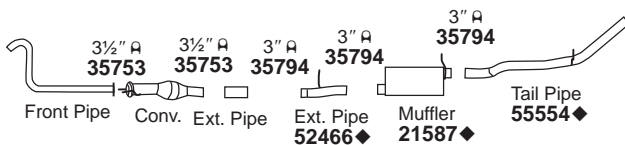


# LIGHT TRUCK

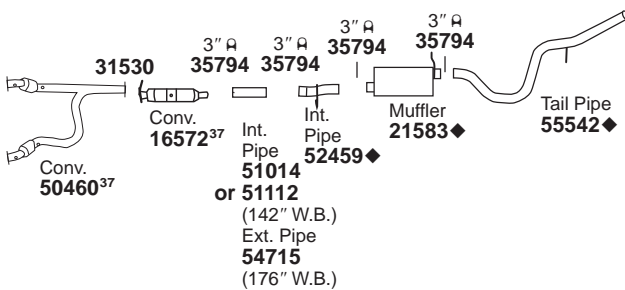
**2007-05 8 CYL. F450 SUPER DUTY w/6.0L DIESEL ENG., WIDE FRAME**



**2006-05 8 CYL. F450 SUPER DUTY w/6.0L DIESEL ENG. - NARROW FRAME**



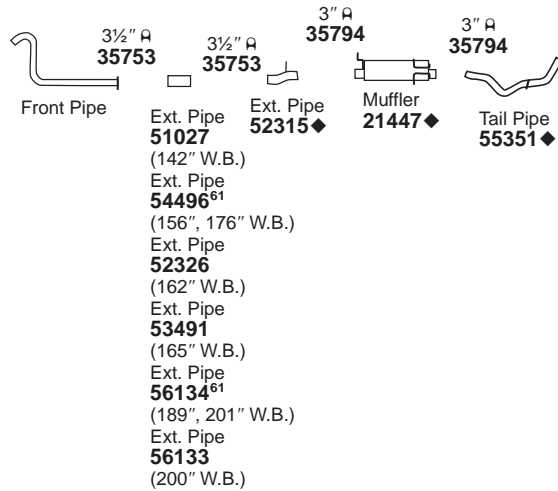
**2005 10 CYL. F450 SUPER DUTY w/6.8L ENG., 2 W.D. (EXC. CHASSIS CAB)**



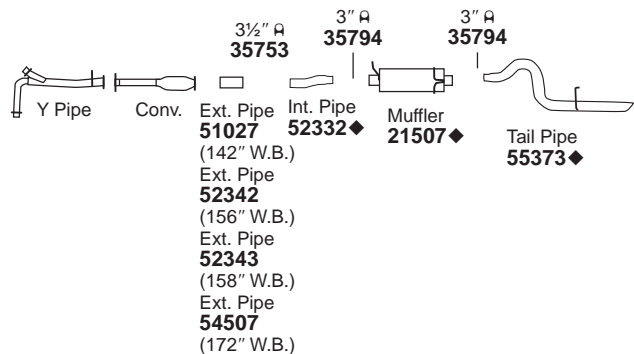
31530 Gskt.									
-------------	--	--	--	--	--	--	--	--	--

**FORD**  
Pickup- F-450 Super Duty

**2004-03 8 CYL. F450 SUPER DUTY w/6.0L DIESEL ENG., WIDE FRAME**



**2003-01 8 CYL. F450 SUPER DUTY w/7.3L DIESEL ENG., WIDE FRAME (EXC. CHASSIS CAB), w/CONVERTER**



For 21507: SoundFX 18972

--	--	--	--	--	--	--	--	--	--

GENERAL INFORMATION

PASSENGER CAR

LIGHT TRUCK

MUFFLER SPECS.

OPTIONAL MUFFLERS

ACCESSORIES

FOOTNOTES

NOT LEGAL FOR SALE IN STATE OF CALIFORNIA  
IN NEW YORK STATE, CONVERTERS LISTED ARE LEGAL FOR FEDERAL/EPA EMISSION VEHICLES ONLY

◆ If welded assembly, replace all required parts.  
37 Fits All Emissions Vehicles.

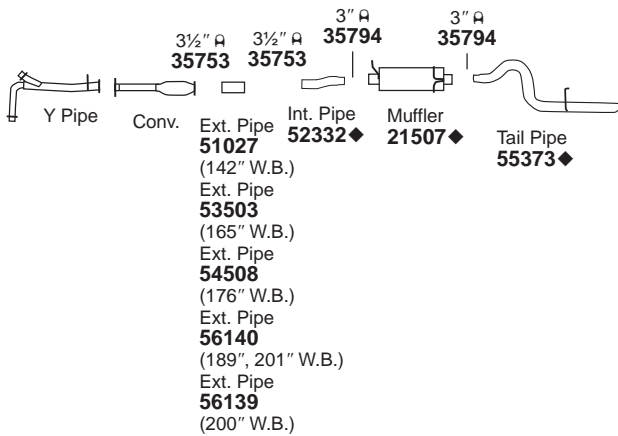
61 Cut to fit.

# LIGHT TRUCK

## FORD

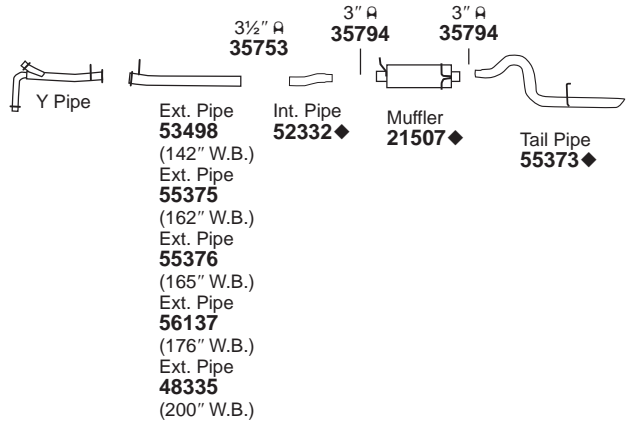
### Pickup- F-450 Super Duty

**2003-01 8 CYL. F450 SUPER DUTY w/7.3L DIESEL ENG., WIDE FRAME, CHASSIS CAB, w/CONVERTER**  
(912)



For 21507: SoundFX 18972

**2001-99 8 CYL. F450 SUPER DUTY w/7.3L DIESEL ENG. WIDE FRAME CHASSIS CAB, w/o CONVERTER**  
(914)

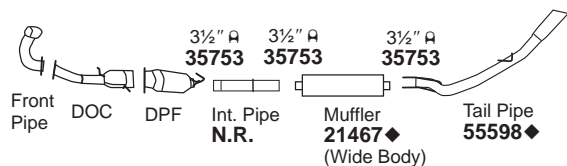


For 21507: SoundFX 18972

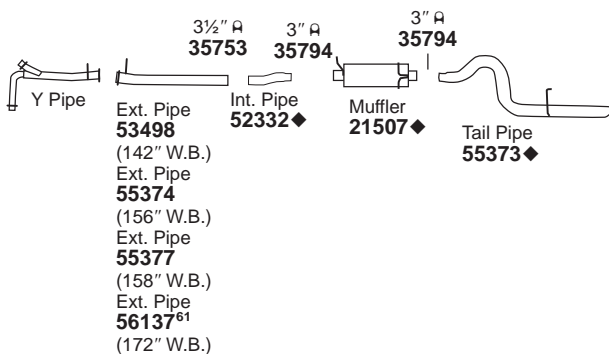
## FORD

### Pickup- F-550 Super Duty

**2010-09 8 CYL. F550 SUPER DUTY w/6.4L DIESEL ENG. 137" W.B.**  
(915)

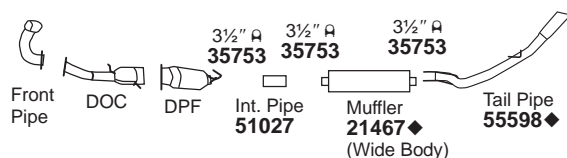


**2001-99 8 CYL. F450 SUPER DUTY w/7.3L DIESEL ENG., WIDE FRAME (EXC. CHASSIS CAB), w/o CONVERTER**  
(913)



For 21507: SoundFX 18972

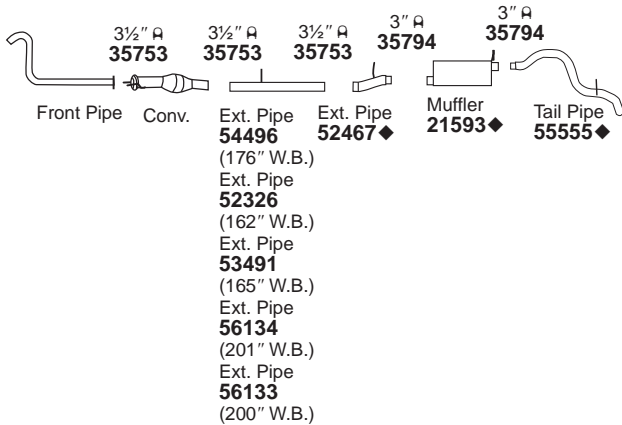
**2010-09 8 CYL. F550 SUPER DUTY w/6.4L DIESEL ENG. - 141.0" W.B.**  
(916)



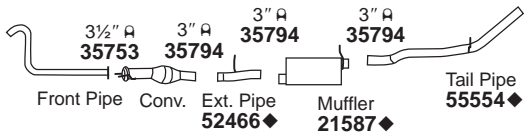
NOT LEGAL FOR SALE IN STATE OF CALIFORNIA  
IN NEW YORK STATE, CONVERTERS LISTED ARE LEGAL FOR FEDERAL/EPA EMISSION VEHICLES ONLY

# LIGHT TRUCK

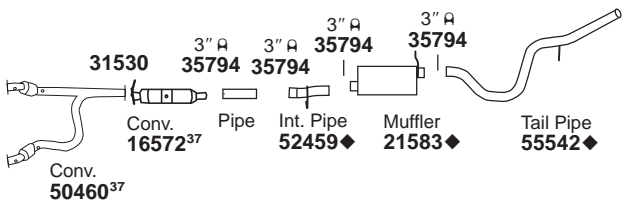
**2007-05 8 CYL. F550 SUPER DUTY w/6.0L DIESEL ENG. - WIDE FRAME**  
(917)



**2006-05 8 CYL. F550 SUPER DUTY w/6.0L DIESEL ENG. - NARROW FRAME**  
(918)



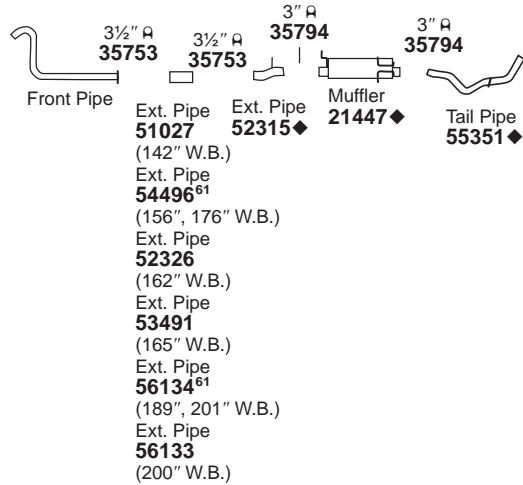
**2005 10 CYL. F550 SUPER DUTY w/6.8L ENG., 2 W.D. (EXC. CHASSIS CAB)**  
(919)



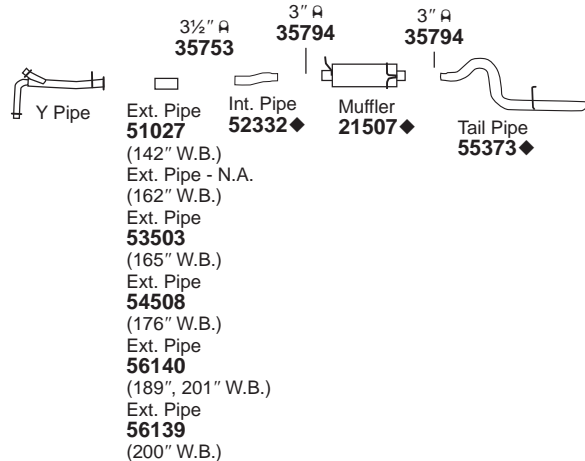
31530 Gskt.									

**FORD**  
Pickup- F-550 Super Duty

**2004-03 8 CYL. F550 SUPER DUTY w/6.0L DIESEL ENG. - WIDE FRAME**  
(920)



**2003-01 8 CYL. F550 SUPER DUTY w/7.3L DIESEL ENG. WIDE FRAME CHASSIS CAB, w/CONVERTER**  
(921)



For 21507: SoundFX 18972

--	--	--	--	--	--	--	--	--	--

NOT LEGAL FOR SALE IN STATE OF CALIFORNIA  
IN NEW YORK STATE, CONVERTERS LISTED ARE LEGAL FOR FEDERAL/EPA EMISSION VEHICLES ONLY

◆ If welded assembly, replace all required parts.  
37 Fits All Emissions Vehicles.

61 Cut to fit.

GENERAL INFORMATION

PASSENGER CAR

LIGHT TRUCK

MUFFLER SPECS.

OPTIONAL MUFFLERS

ACCESSORIES

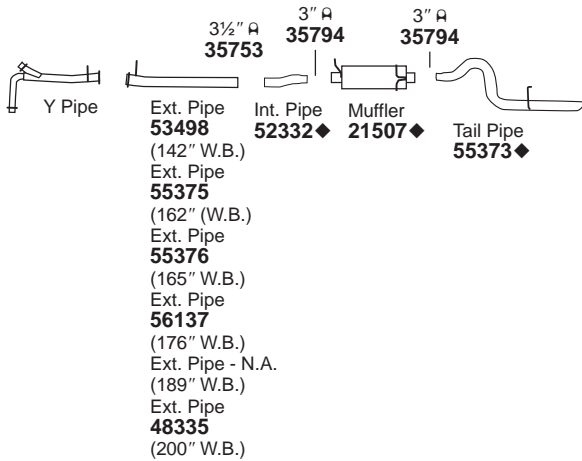
FOOTNOTES

# LIGHT TRUCK

## FORD

Pickup- F-550 Super Duty

2001-99 8 CYL. F550 SUPER DUTY w/7.3L DIESEL ENG. WIDE FRAME CHASSIS CAB, w/o CONVERTER (922)

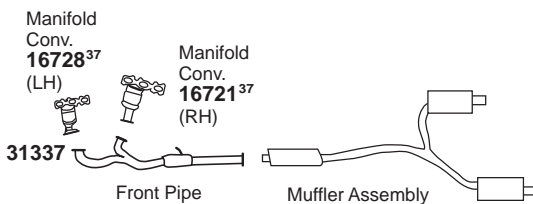


For 21507: SoundFX 18972

## FORD

Police Interceptor Utility

2015-13 6 CYL. POLICE INTERCEPTOR UTILITY w/3.7L ENG. (923)

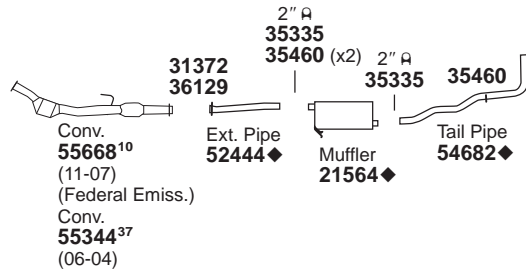


31337 Gskt.	31372 Gskt.	31637 Gskt.	35460 Insl.	36129 Bolt Kit															

## FORD

Ranger Pickup - 2 & 4 W.D.

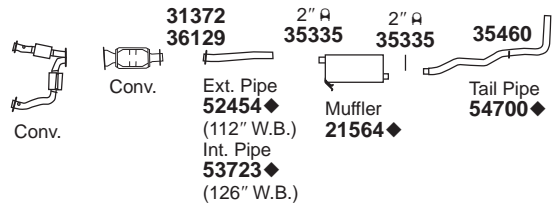
2011-04 4 CYL. RANGER w/2.3L ENG. - 112" W.B. (924)



DYNOMAX SYSTEM AVAILABLE, See DynoMax Catalog

For 21564: SoundFX 18951

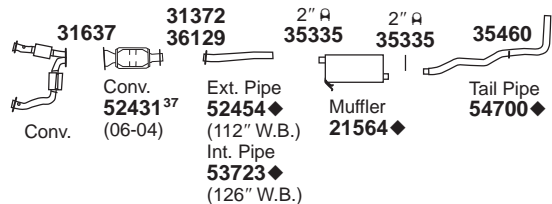
2011-10 6 CYL. RANGER w/4.0L ENG. (925)



DYNOMAX SYSTEM AVAILABLE, See DynoMax Catalog

For 21564: SoundFX 18951

2009-04 6 CYL. RANGER w/4.0L ENG.  
2008-04 6 CYL. RANGER w/3.0L ENG. (926)



DYNOMAX SYSTEM AVAILABLE, See DynoMax Catalog

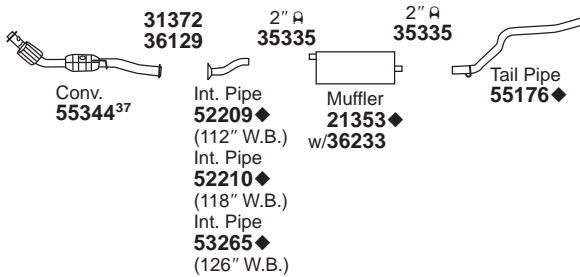
For 21564: SoundFX 18951

For 52431: Univ. Conv. 93238#

NOT LEGAL FOR SALE IN STATE OF CALIFORNIA  
IN NEW YORK STATE, CONVERTERS LISTED ARE LEGAL FOR FEDERAL/EPA EMISSION VEHICLES ONLY

# LIGHT TRUCK

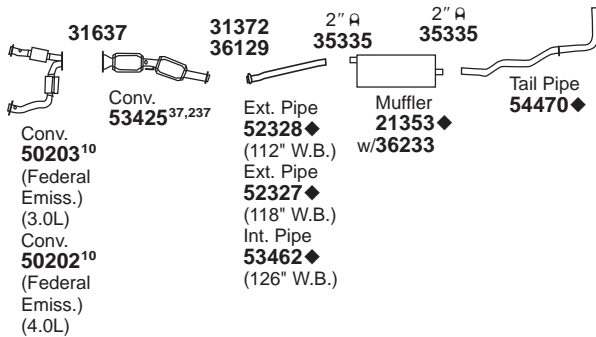
## 2003-01 4 CYL. RANGER w/2.3L ENG. (927)



**DYNOMAX** SYSTEM AVAILABLE, See DynoMax Catalog

For 21353: SoundFX 18588 Univ. SoundFX 18101#

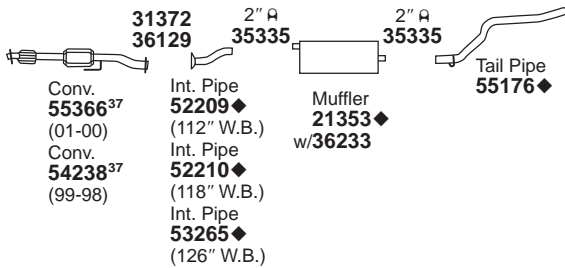
## 2003-01 6 CYL. RANGER w/3.0L, 4.0L ENG. (928)



**DYNOMAX** SYSTEM AVAILABLE, See DynoMax Catalog

For 21353: SoundFX 18588 Univ. SoundFX 18101#

## 2001-98 4 CYL. RANGER w/2.5L ENG. (929)



**DYNOMAX** SYSTEM AVAILABLE, See DynoMax Catalog

For 21353: SoundFX 18588 Univ. SoundFX 18101#  
For 54238: Univ. Conv. 93302#

31337 Gskt.	31372 Gskt.	31578 Gskt.	31637 Gskt.	35114 Insl.	35229 Insl.	35460 Insl.	36129 Bolt Kit	36233 Brkt.	36534 Clamp					

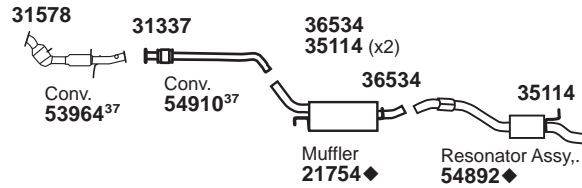
NOT LEGAL FOR SALE IN STATE OF CALIFORNIA  
IN NEW YORK STATE, CONVERTERS LISTED ARE LEGAL FOR FEDERAL/EPA EMISSION VEHICLES ONLY

- ◆ If welded assembly, replace all required parts.
- # Modifications and/or additional parts required.
- 10 Fits Federal/EPA Emission Vehicles.

- 37 Fits All Emissions Vehicles.
- 237 Over 3,750 G.V.W.R.

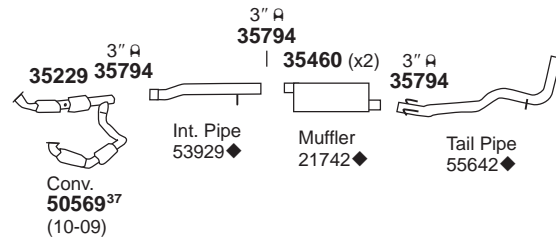
## FORD Transit Connect

### 2013-10 4 CYL. TRANSIT CONNECT w/2.0L ENG. (930)

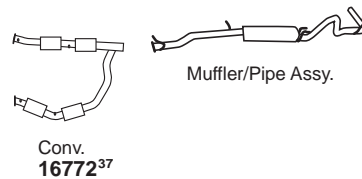


## FORD Van - E100, E150 Series 1/2 Ton

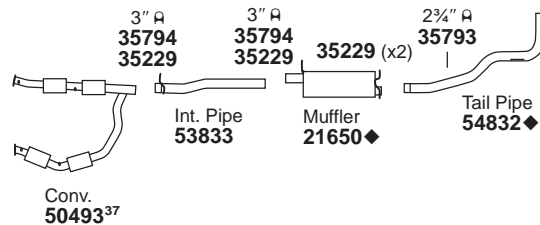
### 2014-09 8 CYL. E150 w/5.4L ENG. (931)



### 2008-07 8 CYL. E150 w/4.6L ENG. (From 10/16/2006 to 12/03/2007) (932)



### 2008-07 8 CYL. E150 w/5.4L ENG. FROM 10/16/06 (933)



GENERAL INFORMATION

PASSENGER CAR

LIGHT TRUCK

MUFFLER SPECS.

OPTIONAL MUFFLERS

ACCESSORIES

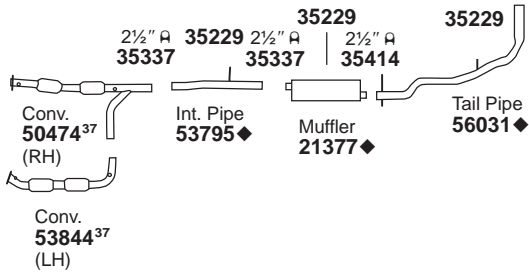
FOOTNOTES

# LIGHT TRUCK

## FORD

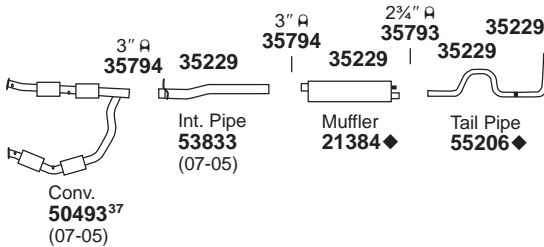
Van - E100, E150 Series 1/2 Ton

**2007-05 8 CYL. E150 w/4.6L ENG. - 138" W.B. (934)**

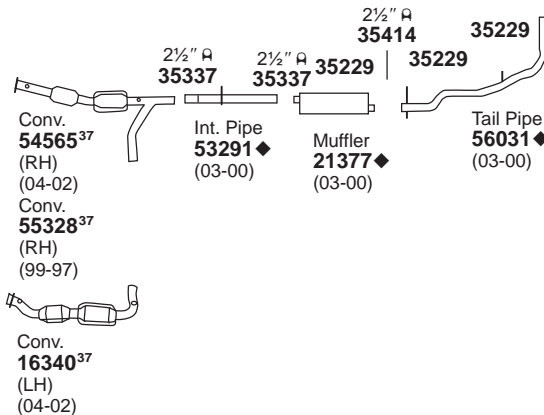


For 21377: SoundFX 18819 Super Turbo 17734#  
Ultra Flo SS 17258<sup>576</sup> H.D. Muffler 21475 △  
For 50474: Univ. Conv. 93252#

**2007-04 8 CYL. E150 w/5.4L ENG., (935) BEFORE 10-16-06**

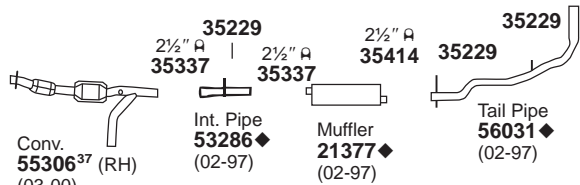


**2004-97 8 CYL. E150 w/4.6L ENG. - 138" W.B. (936)**



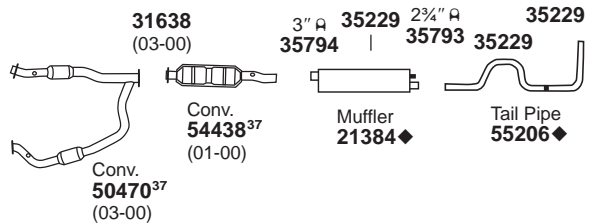
For 21377: SoundFX 18819 Super Turbo 17734#  
Ultra Flo SS 17258<sup>576</sup> H.D. Muffler 21475 △

**2003-97 6 CYL. E150 w/4.2L ENG - 138" W.B. (937) (EXC. CHASSIS CAB)**



For 21377: SoundFX 18819 Super Turbo 17734#  
Ultra Flo SS 17258<sup>576</sup> H.D. Muffler 21475 △

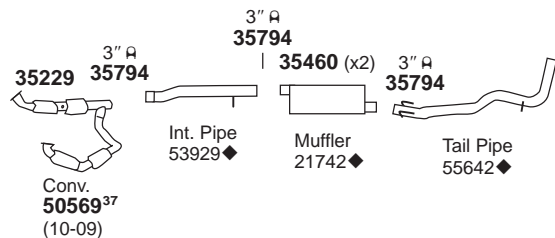
**2003-98 8 CYL. E150 w/5.4L ENG. - 138" W.B. (938)**



## FORD

Van - E200, E250 Series 3/4 Ton

**2014-09 8 CYL. E250 w/5.4L ENG., EXC. (939) CUTAWAY CHASSIS**



31638 Gskt. 	35229 Insl. 	35460 Insl. 											
--------------------	--------------------	--------------------	--	--	--	--	--	--	--	--	--	--	--

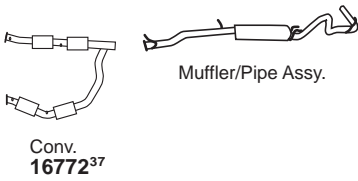
NOT LEGAL FOR SALE IN STATE OF CALIFORNIA  
IN NEW YORK STATE, CONVERTERS LISTED ARE LEGAL FOR FEDERAL/EPA EMISSION VEHICLES ONLY

- ◆ If welded assembly, replace all required parts.
- △ H.D. Arc-welded construction, recommended for commercial use.
- # Modifications and/or additional parts required.

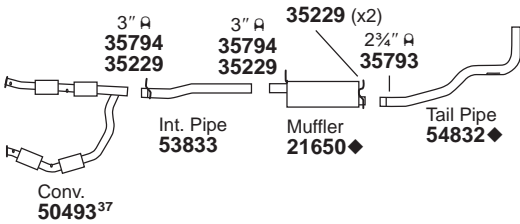
- 37 Fits All Emissions Vehicles.
- 576 For installation instructions and additional parts required, see the Cross Reference Chart in the Master Catalog.

# LIGHT TRUCK

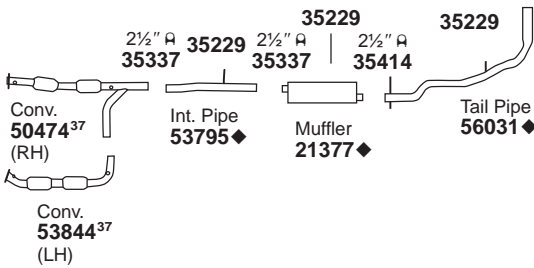
**2008-07 8 CYL. E250 w/4.6L ENG. (From 10/16/2006 to 12/03/2007)**



**2008-07 8 CYL. E250 w/5.4L ENG. FROM 10/16/06 (941)**

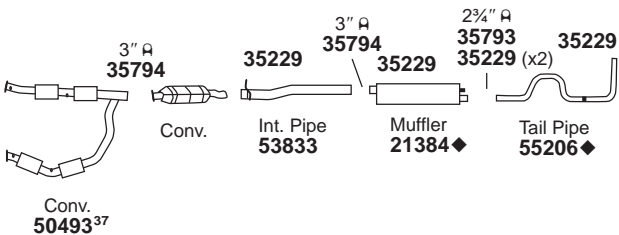


**2007-05 8 CYL. E250 w/4.6L ENG. - 138" W.B. (942)**



For 21377: SoundFX 18819 Ultra Flo SS 17258<sup>576</sup> Super Turbo 17734# H.D. Muffler 21475  $\Delta$   
For 50474: Univ. Conv. 93252#

**2007-05 8 CYL. E250 w/5.4L ENG., BEFORE 10-16-06 (943)**



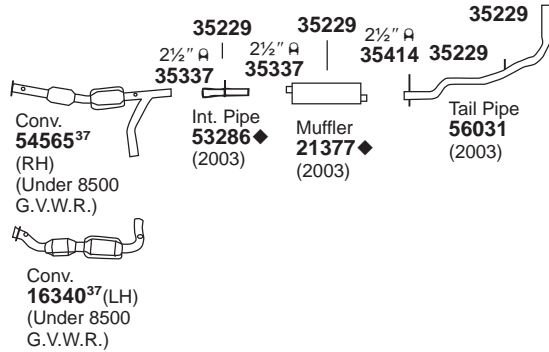
35229  
Insl.



- ◆ If welded assembly, replace all required parts.
- $\Delta$  H.D. Arc-welded construction, recommended for commercial use.
- # Modifications and/or additional parts required.

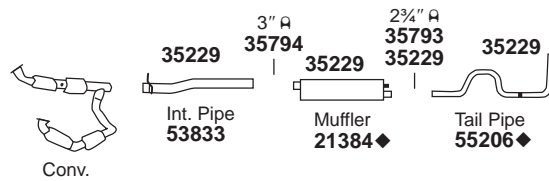
## FORD Van - E200, E250 Series 3/4 Ton

**2004-03 8 CYL. E250 w/4.6L ENG. - 138" W.B. (944)**

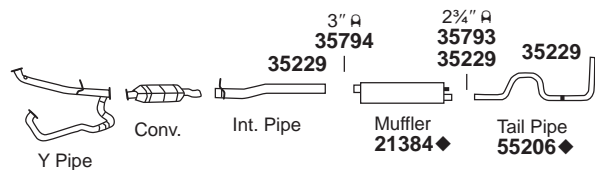


For 21377: SoundFX 18819 Ultra Flo SS 17258<sup>576</sup> Super Turbo 17734# H.D. Muffler 21475  $\Delta$

**2004 8 CYL. E250 w/5.4L ENG., CALIFORNIA EMISSIONS (945)**



**2004 8 CYL. E250 w/5.4L ENG., FEDERAL EMISSIONS (946)**



GENERAL  
INFORMATION

PASSENGER  
CAR

LIGHT  
TRUCK

MUFFLER  
SPECS.

OPTIONAL  
MUFFLERS

ACCESSORIES

FOOTNOTES

NOT LEGAL FOR SALE IN STATE OF CALIFORNIA  
IN NEW YORK STATE, CONVERTERS LISTED ARE LEGAL FOR FEDERAL/EPA EMISSION VEHICLES ONLY

- 37 Fits All Emissions Vehicles.
- 576 For installation instructions and additional parts required, see the Cross Reference Chart in the Master Catalog.

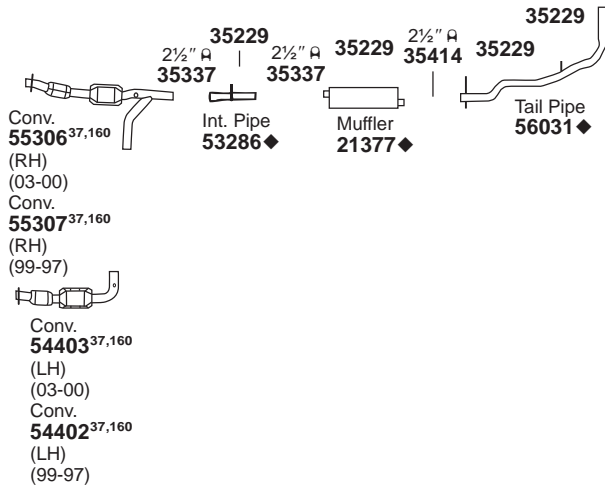


# LIGHT TRUCK

## FORD

Van - E200, E250 Series 3/4 Ton

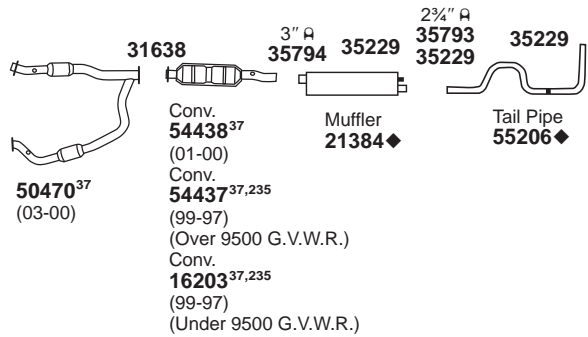
**2003-97 6 CYL. E250 w/4.2L ENG. - 138" W.B. (947)**  
(EXC. CHASSIS CAB)



For 21377: SoundFX 18819  
Ultra Flo SS 17258<sup>576</sup>

Super Turbo 17734#  
H.D. Muffler 21475△

**2003-97 8 CYL. E250 w/5.4L ENG. (EXC. CNG) - (949)**  
138" W.B.

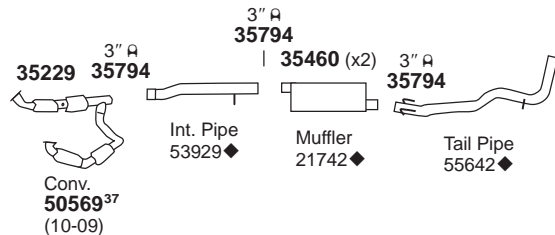


For 16203: Univ. Conv. 93239#

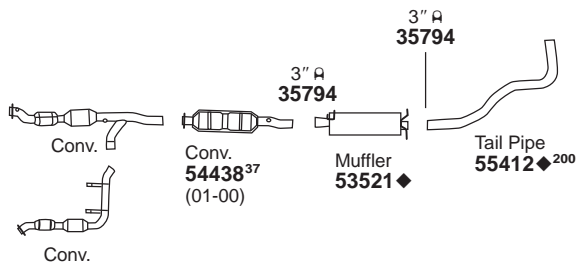
## FORD

Van - E350 Series Super Duty

**2014-09 8 CYL. E350 w/5.4L ENG., EXC. CUTAWAY CHASSIS, (950)**  
AMBULANCE

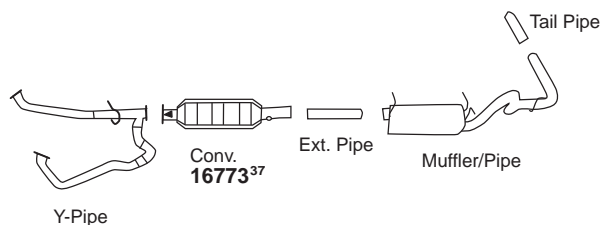


**2003-00 8 CYL. E250 w/5.4L ENG. (CNG ENG.) - (948)**  
138" W.B.



For 53521: SoundFX 18958

**2008-05 10 CYL. E350 w/6.8L ENG. CUTAWAY CHASSIS**  
**2008-07 8 CYL. E350 w/5.4L ENG. CUTAWAY CHASSIS (951)**



31638 Gskt.	35229 Insl.	35460 Insl.																	

**NOT LEGAL FOR SALE IN STATE OF CALIFORNIA  
IN NEW YORK STATE, CONVERTERS LISTED ARE LEGAL FOR FEDERAL/EPA EMISSION VEHICLES ONLY**

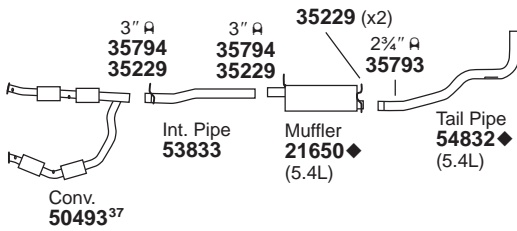
- ◆ If welded assembly, replace all required parts.
- △ H.D. Arc-welded construction, recommended for commercial use.
- # Modifications and/or additional parts required.
- 37 Fits All Emissions Vehicles.

- 200 Reuse O.E. Bracket.
- 235 Gasket 31638 & 35794 Clamp required to complete installation.
- 576 For installation instructions and additional parts required, see the Cross Reference Chart in the Master Catalog.



# LIGHT TRUCK

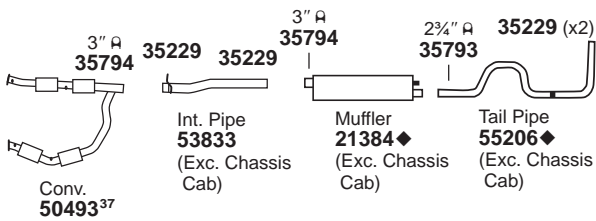
**2008-07 8 CYL. E350 SUPER DUTY w/5.4L, 6.8L ENG, CARGO VAN, FROM 10/16/06 (952)**



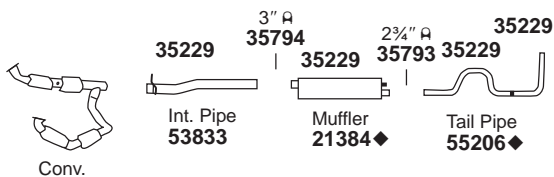
## FORD

Van - E300, E350 Series 1 Ton

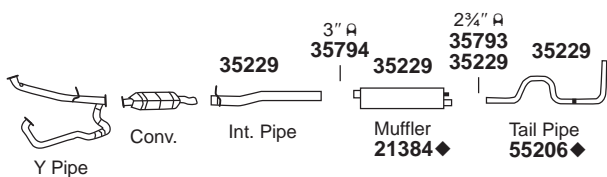
**2007-05 8 CYL. E350 w/5.4L ENG., BEFORE 10-16-06 (953)**



**2004 8 CYL. E350 w/5.4L ENG., CALIFORNIA EMISSIONS (EXC. CHASSIS CAB) (954)**



**2004 8 CYL. E350 w/5.4L ENG., FEDERAL EMISSIONS (EXC. CHASSIS CAB) (955)**



31638 Gskt.	35229 Insl.	35460 Insl.																	

NOT LEGAL FOR SALE IN STATE OF CALIFORNIA  
IN NEW YORK STATE, CONVERTERS LISTED ARE LEGAL FOR FEDERAL/EPA EMISSION VEHICLES ONLY

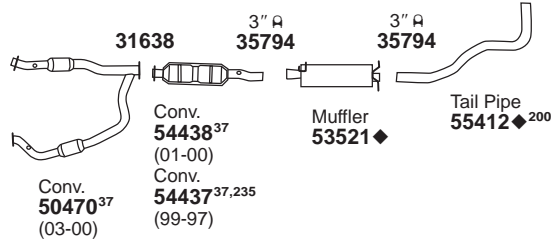
◆ If welded assembly, replace all required parts.  
37 Fits All Emissions Vehicles.

200 Reuse O.E. Bracket.  
235 Gasket 31638 & 35794 Clamp required to complete installation.

## FORD

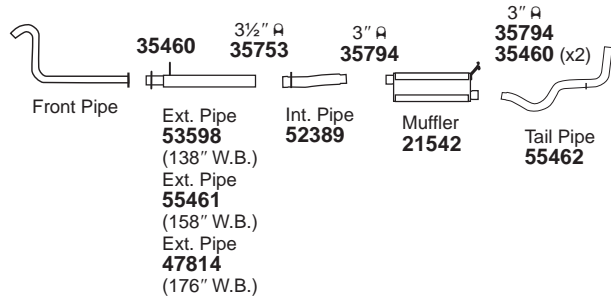
Van - E300, E350 Series 1 Ton

**2003-97 8 CYL. E350 w/5.4L ENG., FEDERAL EMISSIONS, OVER 9500 G.V.W.R. (EXC. CAB & CHASSIS) (956)**

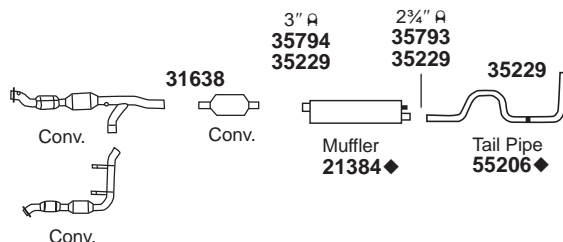


For 53521: SoundFX 18958

**2003-99 8 CYL. E350 w/7.3L DIESEL ENG., AFTER 12-7-98 (957)**



**2002-97 8 CYL. E350 w/5.4L ENG., CALIF. EMISSIONS (EXC. CNG) (EXC. CHASSIS CAB) (958)**



GENERAL INFORMATION

PASSENGER CAR

LIGHT TRUCK

MUFFLER SPECS.

OPTIONAL MUFFLERS

ACCESSORIES

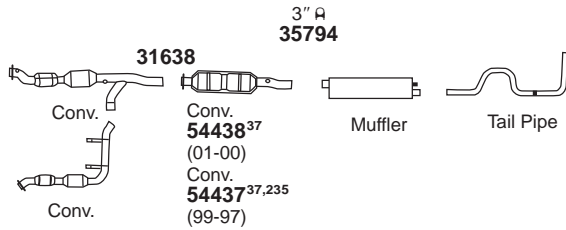
FOOTNOTES

# LIGHT TRUCK

## FORD

Van - E300, E350 Series 1 Ton

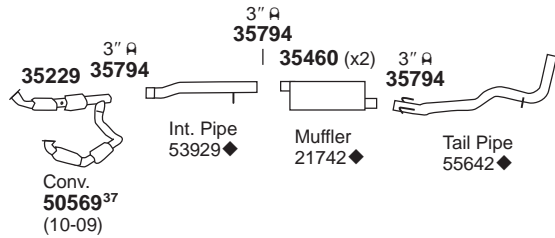
2001-97 V10 CYL. E350 w/6.8L ENG. FEDERAL EMISSIONS, OVER 9500 G.V.W.R. (959)



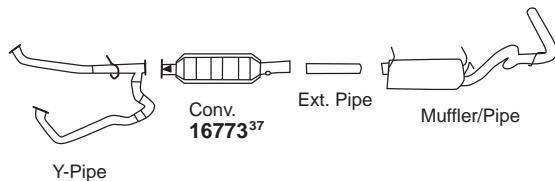
## FORD

Van - E450 Series Super Duty

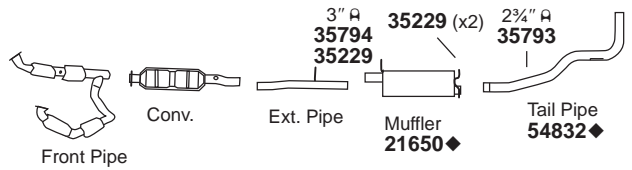
2014-09 8 CYL. E450 w/5.4L ENG., EXC. CUTAWAY CHASSIS, AMBULANCE (960)



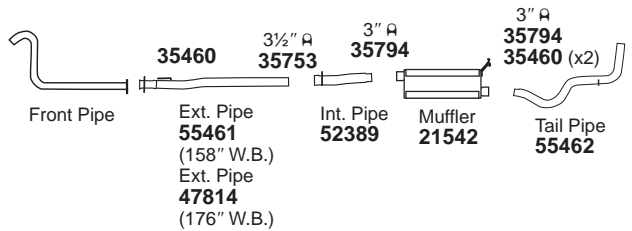
2008 8-10 CYL. E450 w/5.4L, 6.8L ENG. (961)



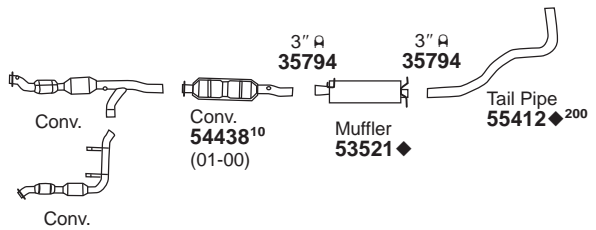
2007 8 CYL. E450 SUPER DUTY w/5.4L ENG. (962)



2003 8 CYL. E450 w/7.3L DIESEL ENG. (963)

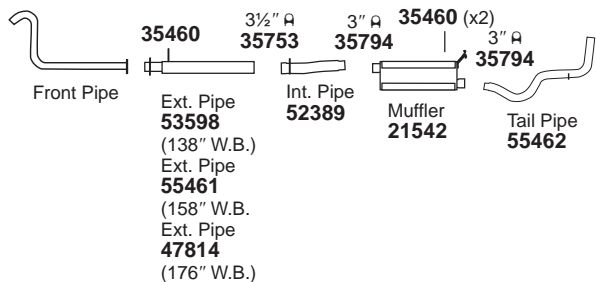


2002-00 8 CYL. E SUPER DUTY w/5.4L ENG. FEDERAL EMISSIONS (EXC. CAB & CHASSIS) (EXC. CUTAWAY CHASSIS) (964)



For 53521: SoundFX 18958

2002-99 8 CYL. E SUPER DUTY w/7.3L DIESEL ENG., AFTER 12-7-98 (965)



31638 Gskt.	35229 Insl.	35460 Insl.																	

NOT LEGAL FOR SALE IN STATE OF CALIFORNIA  
IN NEW YORK STATE, CONVERTERS LISTED ARE LEGAL FOR FEDERAL/EPA EMISSION VEHICLES ONLY

◆ If welded assembly, replace all required parts.

<sup>10</sup> Fits Federal/EPA Emission Vehicles.

<sup>37</sup> Fits All Emissions Vehicles.

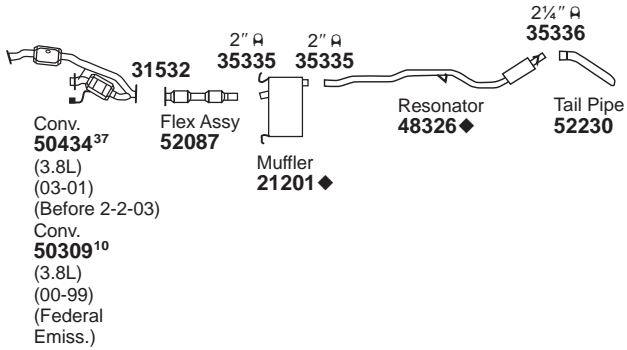
<sup>200</sup> Reuse O.E. Bracket.

<sup>235</sup> Gasket 31638 & 35794 Clamp required to complete installation.

# LIGHT TRUCK

## FORD Windstar

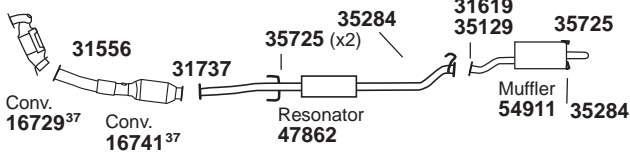
2003-99 6 CYL. WINDSTAR w/3.8L ENG.  
2000-99 6 CYL. WINDSTAR w/3.0L ENG.  
(966)



For 21201: SoundFX 18579  
For 50309: Univ. Conv. 93236#

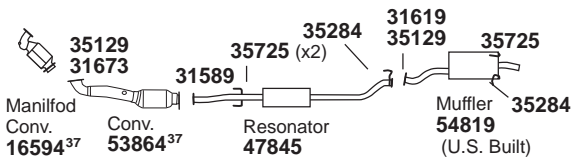
## HONDA CR-V

2014-12 4 CYL. CR-V w/2.4L ENG.  
(967)

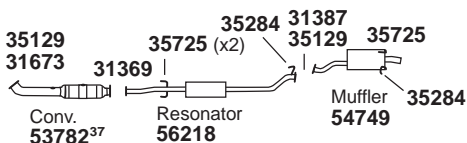


For 16741: Univ. Conv. 93252#

2011-10 4 CYL. CR-V w/2.4L ENG.  
(968)



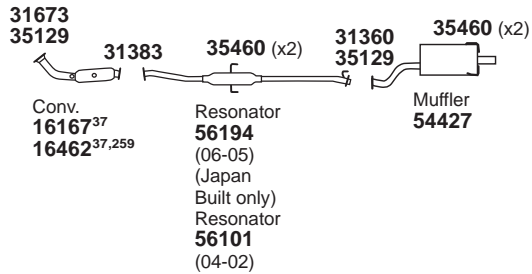
2009-07 4 CYL. CR-V w/2.4L ENG.  
(969)



For 53782: Univ. Conv. 93268#

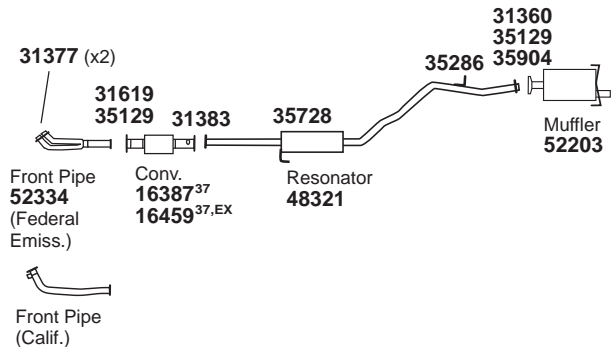
## HONDA CR-V

2006-02 4 CYL. CR-V w/2.4L ENG.  
(970)



For 16167: Univ. Conv. 93268#

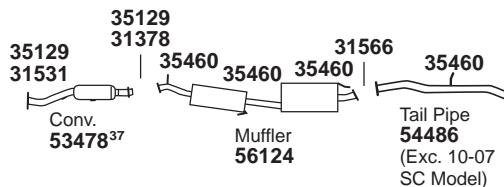
2001-97 4 CYL. CR-V w/2.0L ENG.  
(971)



For 52203: SoundFX 18911

## HONDA Element

2011-03 4 CYL. ELEMENT w/2.4L ENG.  
(972)



For 53478: Univ. Conv. 93266#

31360 Gskt.	31369 Gskt.	31377 Gskt.	31378 Gskt.	31383 Gskt.	31387 Gskt.	31531 Gskt.	31532 Gskt.	31556 Gskt.	31566 Gskt.	31589 Gskt.	31619 Gskt.	31673 Gskt.	31737 Gskt.

NOT LEGAL FOR SALE IN STATE OF CALIFORNIA  
IN NEW YORK STATE, CONVERTERS LISTED ARE LEGAL FOR FEDERAL/EPA EMISSION VEHICLES ONLY

- ◆ If welded assembly, replace all required parts.
- # Modifications and/or additional parts required.
- 10 Fits Federal/EPA Emission Vehicles.

- 37 Fits All Emissions Vehicles.
- 259 Optional Part Number - Extra Precious Metal Loading.
- EX Optional Ultra EX Converter - Extra Precious Metal Loading.

GENERAL  
INFORMATION

PASSENGER  
CAR

LIGHT  
TRUCK

MUFFLER  
SPECS.

OPTIONAL  
MUFFLERS

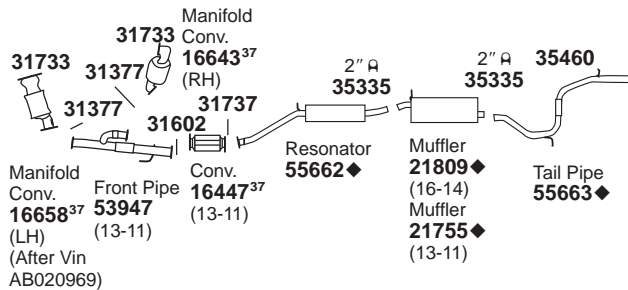
ACCESSORIES

FOOTNOTES

# LIGHT TRUCK

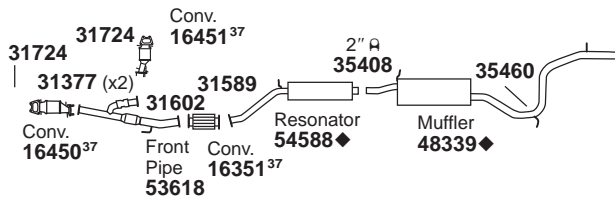
## HONDA Odyssey

2016-11 6 CYL. ODYSSEY w/3.5L ENG.  
(973)



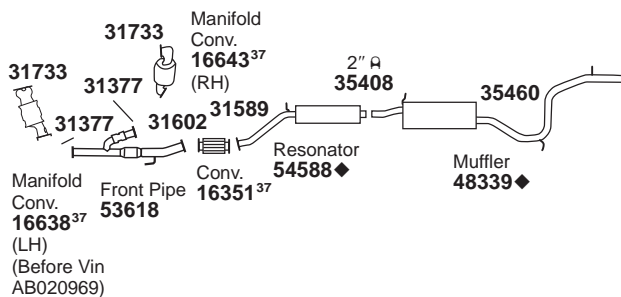
For 16447: Univ. Conv. 93253#

2010-05 6 CYL. ODYSSEY EX, LX w/3.5L ENG.  
(974)



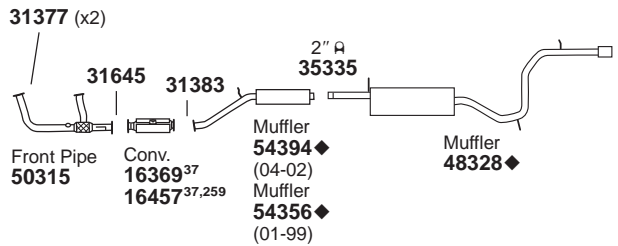
For 16351: Univ. Conv. 93253#

2010-05 6 CYL. ODYSSEY EX-L, TOURING w/3.5L ENG.  
(975)



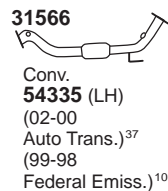
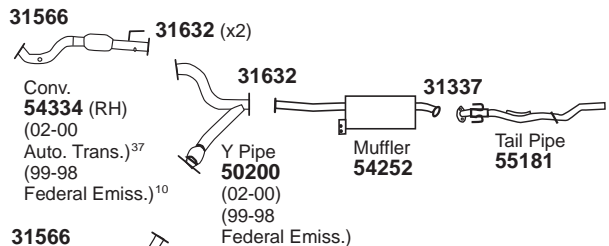
For 16351: Univ. Conv. 93253#

2004-99 6 CYL. ODYSSEY EX, LX w/3.5L ENG.  
 2002-99 6 CYL. ODYSSEY CARGO w/3.5L ENG.  
 (976)



## HONDA Passport

2002-98 6 CYL. PASSPORT w/3.2L ENG.  
(977)



For 54252: SoundFX 18908

For 54334: Univ. Conv. 93271#

For 54335: Univ. Conv. 93271#

31337 Gskt.	31377 Gskt.	31383 Gskt.	31566 Gskt.	31589 Gskt.	31602 Gskt.	31632 Gskt.	31645 Gskt.	31724 Gskt.	31733 Gskt.	31737 Gskt.	35460 Insl.		

NOT LEGAL FOR SALE IN STATE OF CALIFORNIA  
 IN NEW YORK STATE, CONVERTERS LISTED ARE LEGAL FOR FEDERAL/EPA EMISSION VEHICLES ONLY

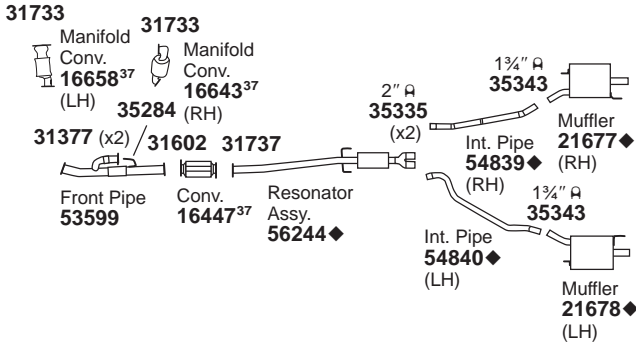
- ◆ If welded assembly, replace all required parts.
- # Modifications and/or additional parts required.
- 10 Fits Federal/EPA Emission Vehicles.

- 37 Fits All Emissions Vehicles.
- 259 Optional Part Number - Extra Precious Metal Loading.

# LIGHT TRUCK

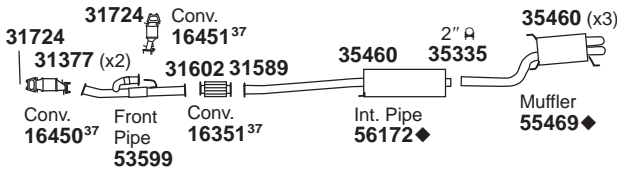
## HONDA Pilot

2015-09 6 CYL. PILOT w/3.5L ENG.  
(978)



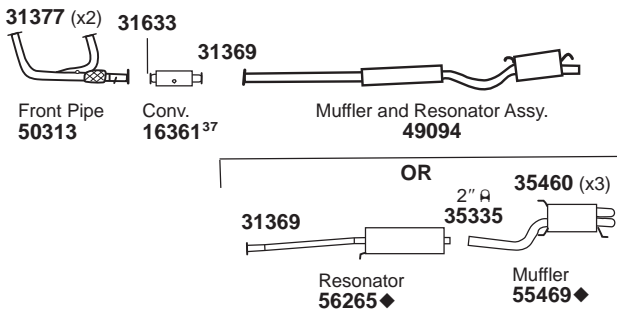
For 16447: Univ. Conv. 93253#

2008-05 6 CYL. PILOT w/3.5L ENG.  
(979)



For 16351: Univ. Conv. 93253#

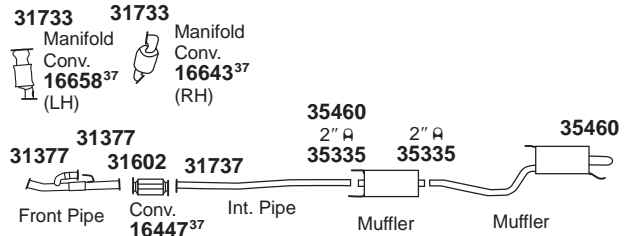
2004-03 6 CYL. PILOT w/3.5L ENG.  
(980)



For 16361: Univ. Conv. 93267#

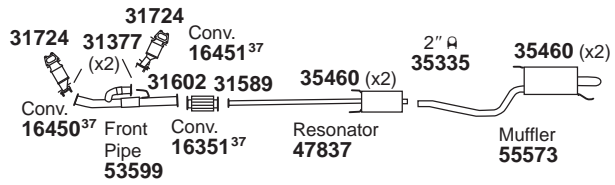
## HONDA Ridgeline

2014-09 6 CYL. RIDGELINE w/3.5L ENG.  
(981)



For 16447: Univ. Conv. 93253#

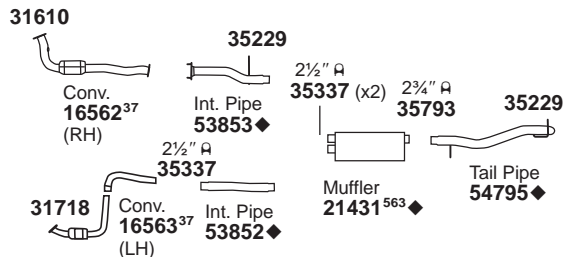
2008-06 6 CYL. RIDGELINE w/3.5L ENG.  
(982)



For 16351: Univ. Conv. 93253#

## HUMMER H2

2006-03 8 CYL. H2 w/6.0L ENG.  
(983)



For 16562: Univ. Conv. 93258#

For 16563: Univ. Conv. 93258#

31369 Gskt. 	31377 Gskt. 	31589 Gskt. 	31602 Gskt. 	31610 Gskt. 	31633 Gskt. 	31718 Gskt. 	31724 Gskt. 	31733 Gskt. 	31737 Gskt. 	35229 Insl. 	35284 Insl. 	35460 Insl. 	
--------------------	--------------------	--------------------	--------------------	--------------------	--------------------	--------------------	--------------------	--------------------	--------------------	--------------------	--------------------	--------------------	--

NOT LEGAL FOR SALE IN STATE OF CALIFORNIA  
 IN NEW YORK STATE, CONVERTERS LISTED ARE LEGAL FOR FEDERAL/EPA EMISSION VEHICLES ONLY

◆ If welded assembly, replace all required parts.  
 # Modifications and/or additional parts required.

37 Fits All Emissions Vehicles.  
 563 Single Outlet Muffler replaces Dual Outlet Muffler.

GENERAL  
INFORMATION

PASSENGER  
CAR

LIGHT  
TRUCK

MUFFLER  
SPECS.

OPTIONAL  
MUFFLERS

ACCESSORIES

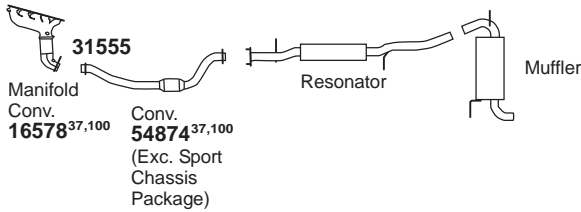
FOOTNOTES

# LIGHT TRUCK

## HUMMER

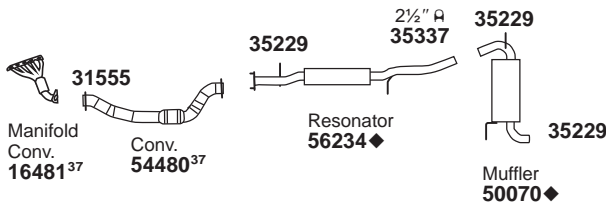
H3

2008 5 CYL. HUMMER H3 w/3.7L ENG.  
 2007 5 CYL. HUMMER H3 w/3.7L ENG.,  
 (984) X MODELS



For 54874: Univ. Conv. 93253#

2007 5 CYL. HUMMER H3 w/3.7L ENG.,  
 BASE MODELS  
 2006 5 CYL. HUMMER H3 w/3.5L ENG.  
 (985)

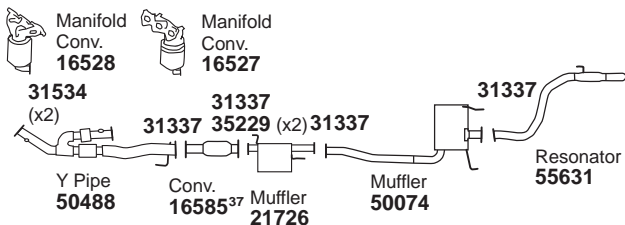


For 54480: Univ. Conv. 93253#

## HYUNDAI

Entourage

2009-07 6 CYL. ENTOURAGE w/3.8L ENG.  
 (986)



31307 Gskt.	31337 Gskt.	31534 Gskt.	31537 Gskt.	31555 Gskt.	35229 Insl.	35460 Insl.	35725 Insl.							

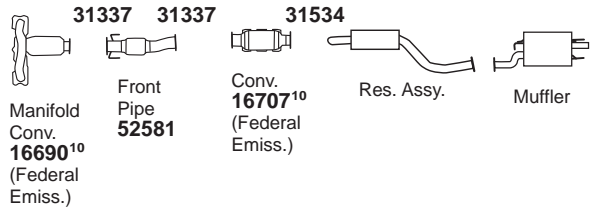
NOT LEGAL FOR SALE IN STATE OF CALIFORNIA  
 IN NEW YORK STATE, CONVERTERS LISTED ARE LEGAL FOR FEDERAL/EPA EMISSION VEHICLES ONLY

◆ If welded assembly, replace all required parts.  
 # Modifications and/or additional parts required.  
 10 Fits Federal/EPA Emission Vehicles.

## HYUNDAI

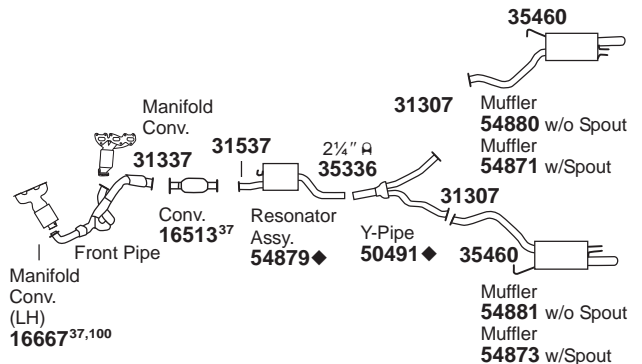
Santa Fe

2012-10 4 CYL. SANTA FE w/2.4L ENG.  
 (987)

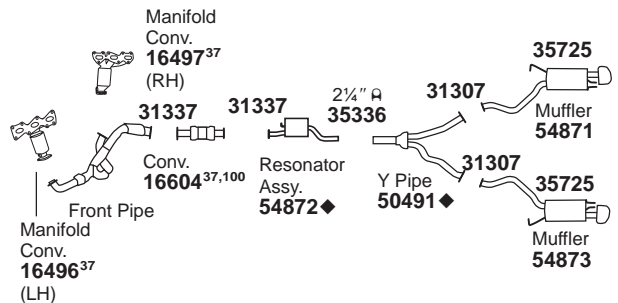


For 16707: Univ. Conv. 93251#

2009-07 6 CYL. SANTA FE w/2.7L ENG.  
 (988)



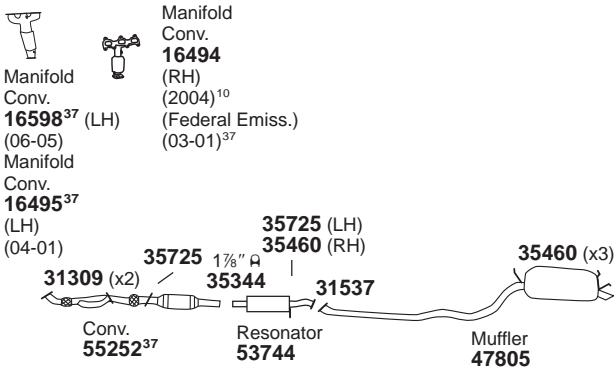
2009-07 6 CYL. SANTA FE w/3.3L ENG.  
 (989)



37 Fits All Emissions Vehicles.  
 100 Ultra Converter.

# LIGHT TRUCK

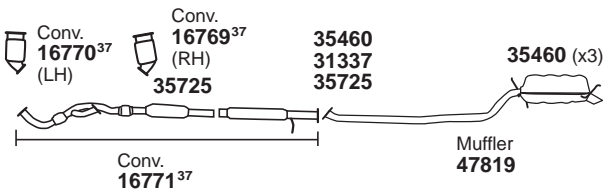
## 2006-01 6 CYL. SANTA FE w/2.7L ENG. (990)



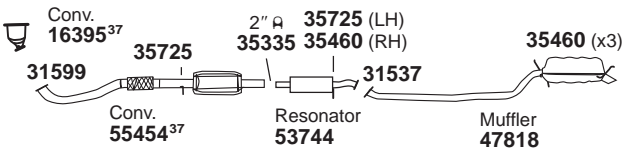
**NOTE:** To connect 53744 to OE converter use 41942 adaptor.  
**NOTE:** To connect 55252 converter to original resonator assembly:  
 1) Cut original pipe 5 1/2" upstream from inlet resonator weld.

For 55252: Univ. Conv. 93236#

## 2006-03 6 CYL. SANTA FE w/3.5L ENG. (991)



## 2004-01 4 CYL. SANTA FE w/2.4L ENG. (992)



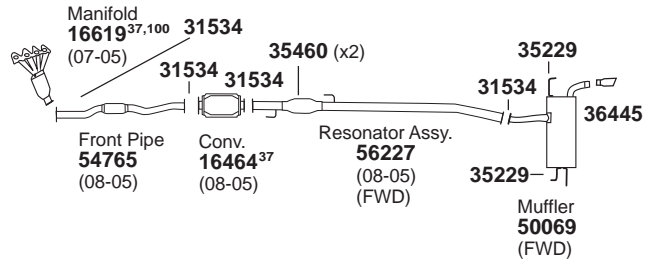
**NOTE:** To connect 53744 to OE converter use 41942 adaptor.  
**NOTE:** To connect 55454 converter to original resonator assembly:  
 1) Cut original pipe 4" upstream from inlet resonator weld.

For 55454: Univ. Conv. 93250#

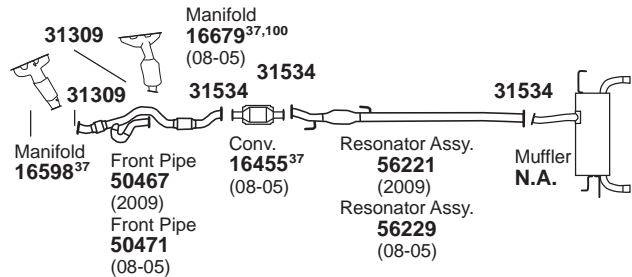
31309 Gskt.	31337 Gskt.	31534 Gskt.	31537 Gskt.	31599 Gskt.	35229 Insl.	35460 Insl.	35725 Insl.					
----------------	----------------	----------------	----------------	----------------	----------------	----------------	----------------	--	--	--	--	--

## HYUNDAI Tucson

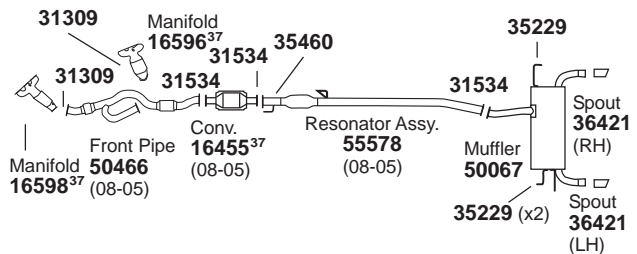
### 2009-05 4 CYL. TUCSON w/2.0L ENG. (993)



### 2009-05 6 CYL. TUCSON w/2.7L ENG., A.W.D. (994)



### 2009-05 6 CYL. TUCSON w/2.7L ENG., F.W.D. (995)



NOT LEGAL FOR SALE IN STATE OF CALIFORNIA

IN NEW YORK STATE, CONVERTERS LISTED ARE LEGAL FOR FEDERAL/EPA EMISSION VEHICLES ONLY

# Modifications and/or additional parts required.  
 10 Fits Federal/EPA Emission Vehicles.

37 Fits All Emissions Vehicles.  
 100 Ultra Converter.

GENERAL INFORMATION

PASSENGER CAR

LIGHT TRUCK

MUFFLER SPECS.

OPTIONAL MUFFLERS

ACCESSORIES

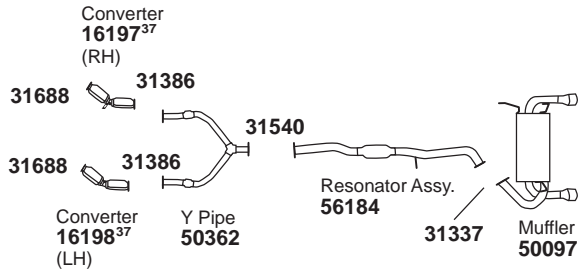
FOOTNOTES



# LIGHT TRUCK

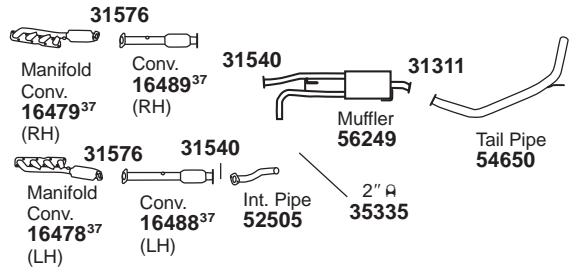
## INFINITI FX35

2008-03 6 CYL. FX35 w/3.5L ENG.  
(996)



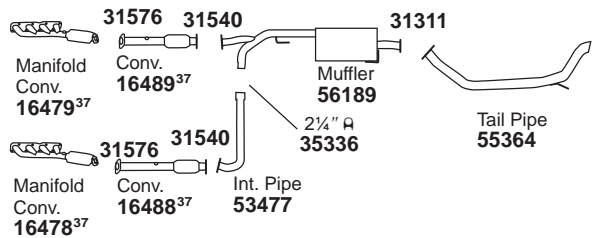
## INFINITI QX56

2010-07 8 CYL. QX56 w/5.6L ENG.  
(998)



For 16488: Univ. Conv. 93253#  
For 16489: Univ. Conv. 93253#

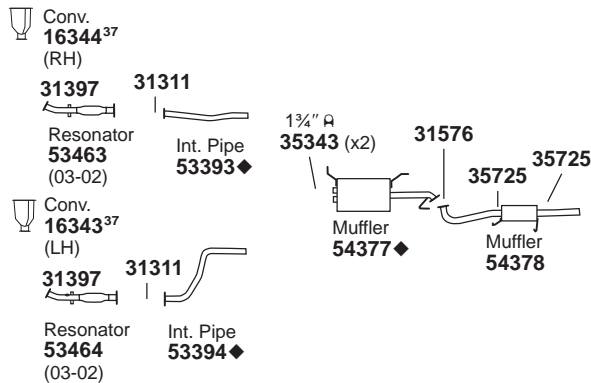
2006-04 8 CYL. QX56 w/5.6L ENG.  
(999)



For 16488: Univ. Conv. 93253#  
For 16489: Univ. Conv. 93253#

## INFINITI QX4

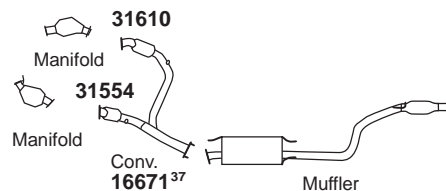
2003-01 6 CYL. QX4 w/3.5L ENG.  
(997)



For 54377: SoundFX 18963  
For 54378: SoundFX 18962

## ISUZU Ascender

2006 8 CYL. ASCENDER w/5.3L ENG.,  
(1000) 113" W.B.



Please note this is the under side of the exhaust system.

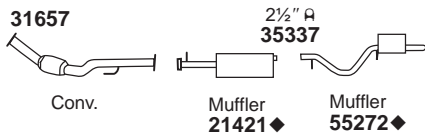
31311 Gskt.	31337 Gskt.	31386 Gskt.	31397 Gskt.	31540 Gskt.	31554 Gskt.	31576 Gskt.	31610 Gskt.	31688 Gskt.	35725 Insl.				

NOT LEGAL FOR SALE IN STATE OF CALIFORNIA  
IN NEW YORK STATE, CONVERTERS LISTED ARE LEGAL FOR FEDERAL/EPA EMISSION VEHICLES ONLY



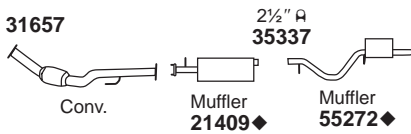
# LIGHT TRUCK

**2005-03 6 CYL. ASCENDER (EXT. WHEELBASE) (1001)**



For 21421: SoundFX 18898<sup>595</sup> Super Turbo 17748#

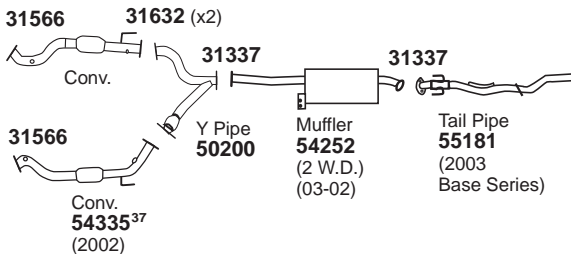
**2005-04 6 CYL. ASCENDER (EXC. EXT. WHEELBASE) (1002)**



For 21409: SoundFX 18915 Super Turbo 17748# Univ. SoundFX 17165<sup>596</sup>

## ISUZU Axiom

**2004-02 6 CYL. AXIOM w/3.5L ENG. (1003)**

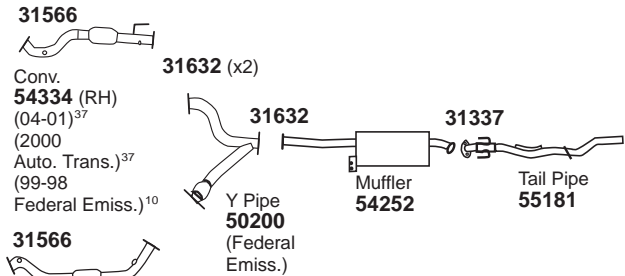


For 54252: SoundFX 18908  
For 54335: Univ. Conv. 93271#

31337 Gskt.	31540 Gskt.	31566 Gskt.	31632 Gskt.	31657 Gskt.						

## ISUZU Rodeo

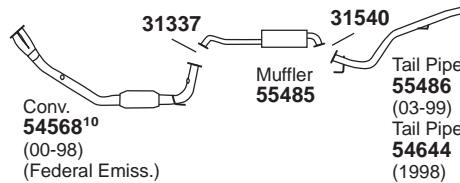
**2004-98 6 CYL. RODEO w/3.2L ENG. (EXC. SPORT) (1004)**



Conv. 54334 (RH) (04-01)<sup>37</sup> (2000 Auto. Trans.)<sup>37</sup> (99-98 Federal Emiss.)<sup>10</sup>  
Conv. 54335 (LH) (04-03 (Man. Trans.)<sup>37</sup> (02-01)<sup>37</sup> (2000 Auto. Trans.)<sup>37</sup> (99-98 Federal Emiss.)<sup>10</sup>

For 54252: SoundFX 18908  
For 54334: Univ. Conv. 93271#  
For 54335: Univ. Conv. 93271#

**2003-98 4 CYL. RODEO w/2.2L ENG. (1005)**

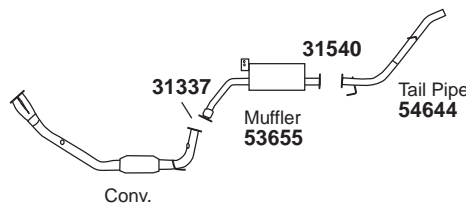


Conv. 54568<sup>10</sup> (00-98) (Federal Emiss.)

Tail Pipe 55486 (03-99)  
Tail Pipe 54644 (1998)

## ISUZU Rodeo Sport

**2003-01 4 CYL. RODEO SPORT w/2.2L ENG. (1006)**



GENERAL INFORMATION

PASSENGER CAR

LIGHT TRUCK

MUFFLER SPECS.

OPTIONAL MUFFLERS

ACCESSORIES

FOOTNOTES

NOT LEGAL FOR SALE IN STATE OF CALIFORNIA  
IN NEW YORK STATE, CONVERTERS LISTED ARE LEGAL FOR FEDERAL/EPA EMISSION VEHICLES ONLY

◆ If welded assembly, replace all required parts.  
# Modifications and/or additional parts required.  
10 Fits Federal/EPA Emission Vehicles.

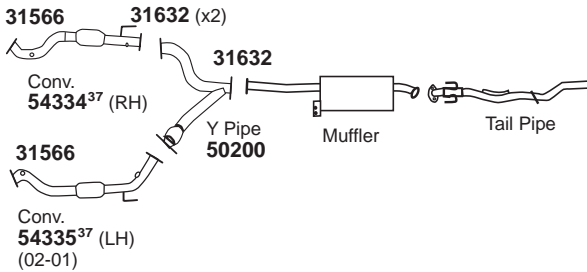
37 Fits All Emissions Vehicles.  
595 Requires 52555 Inlet Pipe.  
596 Requires 51096 Inlet Pipe.

# LIGHT TRUCK

## ISUZU

Rodeo Sport

2003-01 6 CYL. RODEO SPORT w/3.2L ENG. (1007)

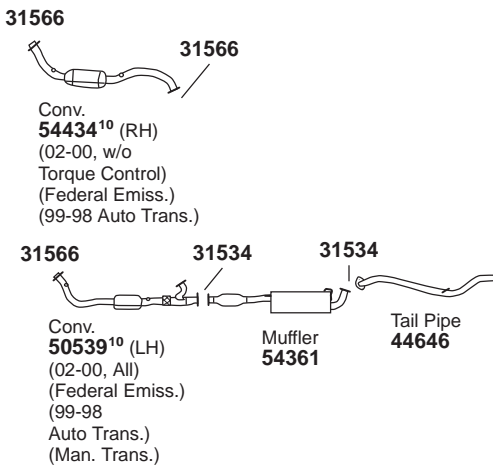


For 54334: Univ. Conv. 93271#  
For 54335: Univ. Conv. 93271#

## ISUZU

Trooper

2002-98 6 CYL. TROOPER w/3.5L ENG. (1008)



For 50539: Univ. Conv. 93236#  
For 54434: Univ. Conv. 93236#

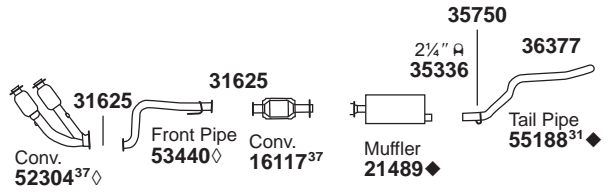
31534 Gskt.	31566 Gskt.	31625 Gskt.	31632 Gskt.	35460 Insl.	35750 Insl.	36377 Hngr.							

◇ If welded assembly, replace all required parts.  
◆ If welded assembly, replace all required parts.  
# Modifications and/or additional parts required.  
10 Fits Federal/EPA Emission Vehicles.

## JEEP

Cherokee

2001 6 CYL. CHEROKEE w/4.0L ENG. (1009)



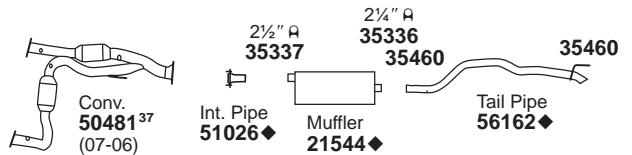
DYNOMAX SYSTEM AVAILABLE, See DynoMax Catalog

For 16117: Univ. Conv. 93238#  
For 21489: SoundFX 18959 Super Turbo 17679<sup>576</sup>  
For 52304: Univ. Conv. 93270#

## JEEP

Commander

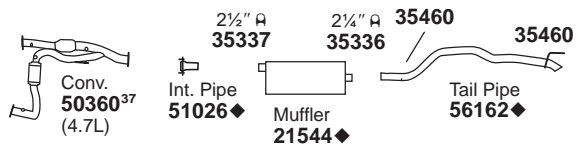
2010-06 6-8 CYL. COMMANDER w/3.7L ENG. (1010)



DYNOMAX SYSTEM AVAILABLE, See DynoMax Catalog

For 21544: SoundFX 18986 Super Turbo 17748#

2010-06 8 CYL. COMMANDER w/5.7L ENG.  
2009-06 6 CYL. COMMANDER w/4.7L ENG. (1011)



DYNOMAX SYSTEM AVAILABLE, See DynoMax Catalog

For 21544: SoundFX 18986 Super Turbo 17748#

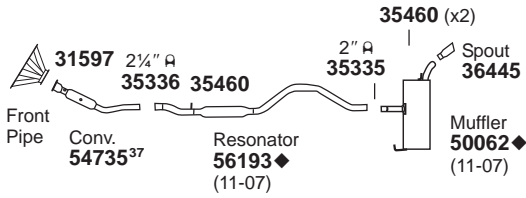
NOT LEGAL FOR SALE IN STATE OF CALIFORNIA  
IN NEW YORK STATE, CONVERTERS LISTED ARE LEGAL FOR FEDERAL/EPA EMISSION VEHICLES ONLY

31 Unused hanger bracket may be cut off.  
37 Fits All Emissions Vehicles.  
576 For installation instructions and additional parts required, see the Cross Reference Chart in the Master Catalog.

# LIGHT TRUCK

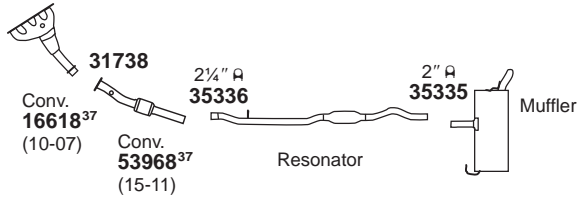
## JEEP Compass

2016-07 4 CYL. COMPASS w/2.0L ENG.  
(1012)



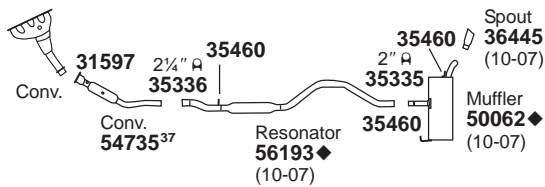
For 54735: Univ. Conv. 93267#

2015-07 4 CYL. COMPASS w/2.4L ENG., 4 W.D.  
(1013)



For 53968: Univ. Conv. 93271#

2011-07 4 CYL. COMPASS w/2.4L ENG., F.W.D.  
(1014)



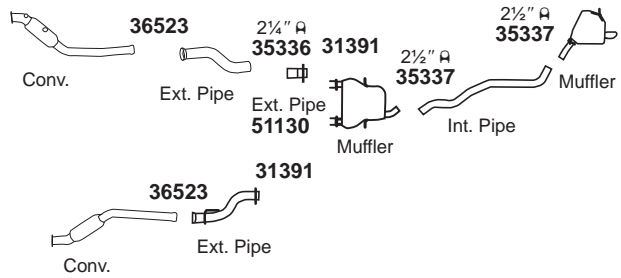
DYNOMAX SYSTEM AVAILABLE, See DynoMax Catalog

For 54735: Univ. Conv. 93267#

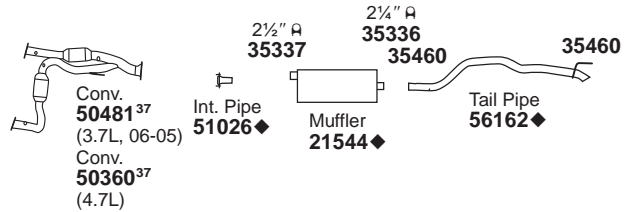


## JEEP Grand Cherokee

2015-11 6 CYL. GRAND CHEROKEE w/3.6L ENG.  
(1015)



2010-05 6 CYL. GRAND CHEROKEE w/3.7L ENG.  
2009-05 8 CYL. GRAND CHEROKEE w/4.7L ENG.  
(1016)

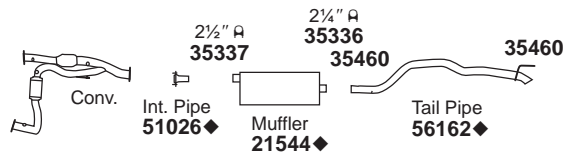


DYNOMAX SYSTEM AVAILABLE, See DynoMax Catalog

For 21544: SoundFX 18986

Super Turbo 17748#

2010-05 8 CYL. GRAND CHEROKEE w/5.7L ENG.  
(1017)



DYNOMAX SYSTEM AVAILABLE, See DynoMax Catalog

For 21544: SoundFX 18986

Super Turbo 17748#

GENERAL  
INFORMATION

PASSENGER  
CAR

LIGHT  
TRUCK

MUFFLER  
SPECS.

OPTIONAL  
MUFFLERS

ACCESSORIES

FOOTNOTES

NOT LEGAL FOR SALE IN STATE OF CALIFORNIA  
IN NEW YORK STATE, CONVERTERS LISTED ARE LEGAL FOR FEDERAL/EPA EMISSION VEHICLES ONLY

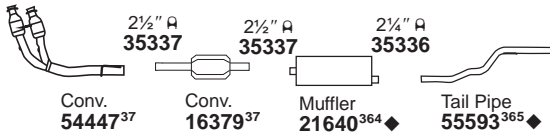
◆ If welded assembly, replace all required parts.  
# Modifications and/or additional parts required.

37 Fits All Emissions Vehicles.

# LIGHT TRUCK

## JEEP Grand Cherokee

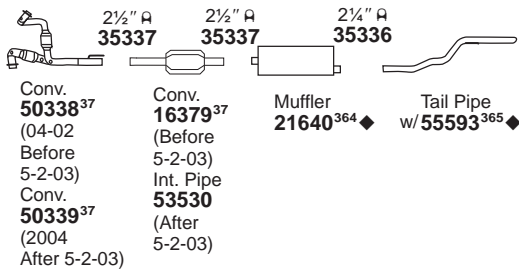
2004-02 6 CYL. GRAND CHEROKEE w/4.0L ENG. (1018)



**DYNOMAX** SYSTEM AVAILABLE, See DynoMax Catalog

For 21640: SoundFX 18952

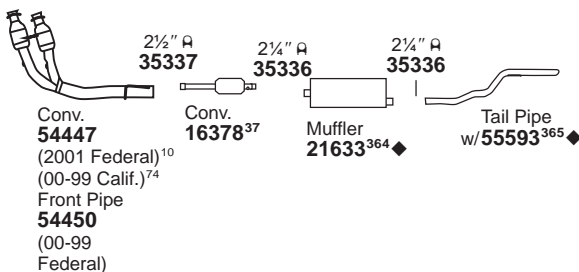
2004-02 8 CYL. GRAND CHEROKEE w/4.7L ENG. (1019)



**DYNOMAX** SYSTEM AVAILABLE, See DynoMax Catalog

For 21640: SoundFX 18952

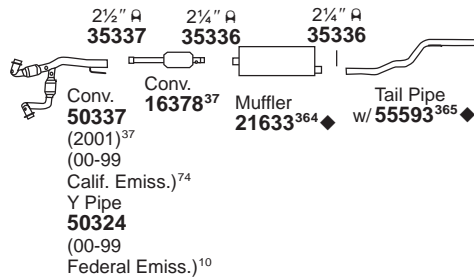
2001-99 6 CYL. GRAND CHEROKEE w/4.0L ENG. (1020)



For 21633: SoundFX 18973

Univ. SoundFX 17827

2001-99 8 CYL. GRAND CHEROKEE w/4.7L ENG. (1021)



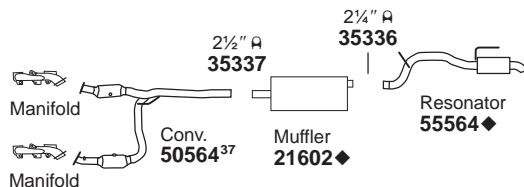
**DYNOMAX** SYSTEM AVAILABLE, See DynoMax Catalog

For 21633: SoundFX 18973

Univ. SoundFX 17827

## JEEP Liberty

2012-08 6 CYL. LIBERTY w/3.7L ENG. (1022)



**DYNOMAX** SYSTEM AVAILABLE, See DynoMax Catalog

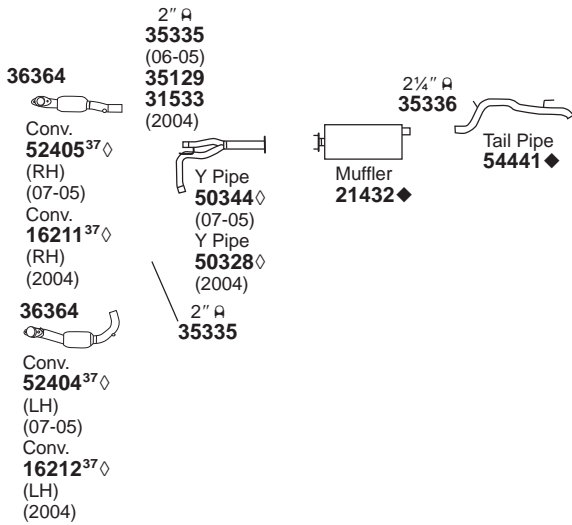
NOT LEGAL FOR SALE IN STATE OF CALIFORNIA  
IN NEW YORK STATE, CONVERTERS LISTED ARE LEGAL FOR FEDERAL/EPA EMISSION VEHICLES ONLY

- ◆ If welded assembly, replace all required parts.
- 10 Fits Federal/EPA Emission Vehicles.
- 37 Fits All Emissions Vehicles.

- 74 Fits California/50 State Emission Vehicles.
- 364 Replacement requires Tail Pipe.
- 365 Replacement requires Muffler.

# LIGHT TRUCK

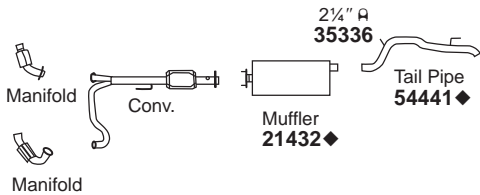
**2007-04 6 CYL. LIBERTY w/3.7L ENG. (1023)**



**DYNOMAX** SYSTEM AVAILABLE, See DynoMax Catalog

For 16211: Univ. Conv. 93251#  
 For 16212: Univ. Conv. 93251#  
 For 21432: SoundFX 18944 Super Turbo 17679<sup>576</sup>

**2006-05 4 CYL. LIBERTY LIMITED, SPORT w/2.8L DIESEL ENG.**  
**2005 4 CYL. LIBERTY SPORT w/2.4L ENG.**  
**2004-02 4 CYL. LIBERTY w/2.4L ENG. (1024)**



**DYNOMAX** SYSTEM AVAILABLE, See DynoMax Catalog

For 21432: SoundFX 18944 Super Turbo 17679<sup>576</sup>

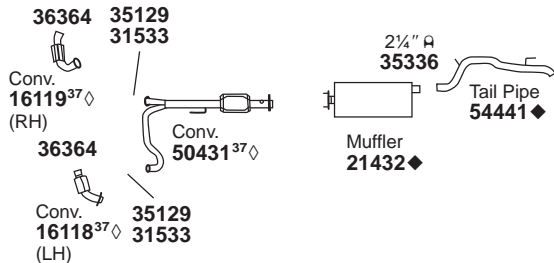
31533 Gskt. 	31597 Gskt. 	31738 Gskt. 	35129 Bolt Kit 	35460 Insl. 	36364 Clmp. 														
--------------------	--------------------	--------------------	-----------------------	--------------------	--------------------	--	--	--	--	--	--	--	--	--	--	--	--	--	--

**NOT LEGAL FOR SALE IN STATE OF CALIFORNIA  
 IN NEW YORK STATE, CONVERTERS LISTED ARE LEGAL FOR FEDERAL/EPA EMISSION VEHICLES ONLY**

- ◇ If welded assembly, replace all required parts.
- ◆ If welded assembly, replace all required parts.
- # Modifications and/or additional parts required.

## JEEP Liberty

**2003 6 CYL. LIBERTY RENEGADE w/3.7L ENG.**  
**2003-02 6 CYL. LIBERTY LIMITED, SPORT w/3.7L ENG. (1025)**

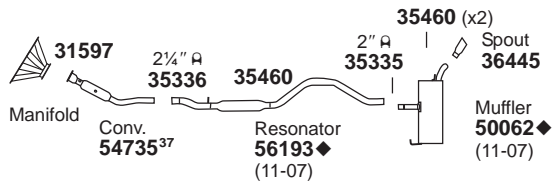


**DYNOMAX** SYSTEM AVAILABLE, See DynoMax Catalog

For 16118: Univ. Conv. 93270#  
 For 16119: Univ. Conv. 93270#  
 For 21432: SoundFX 18944 Super Turbo 17679<sup>576</sup>  
 For 50431: Univ. Conv. 93237#

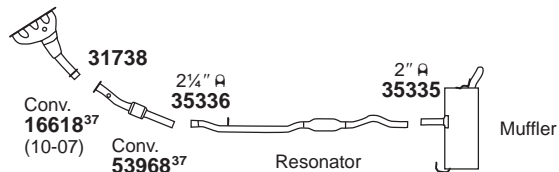
## JEEP Patriot

**2016-07 4 CYL. PATRIOT w/2.0L ENG. (1026)**



For 54735: Univ. Conv. 93267#

**2015-07 4 CYL. PATRIOT w/2.4L ENG., A.W.D. (1027)**



For 53968: Univ. Conv. 93271#

GENERAL INFORMATION

PASSENGER CAR

LIGHT TRUCK

MUFFLER SPECS.

OPTIONAL MUFFLERS

ACCESSORIES

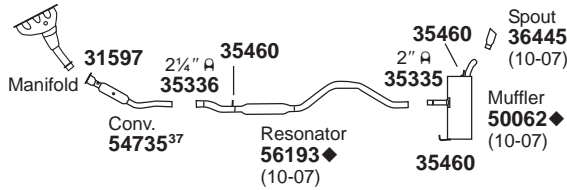
FOOTNOTES

- 37 Fits All Emissions Vehicles.
- 576 For installation instructions and additional parts required, see the Cross Reference Chart in the Master Catalog.

# LIGHT TRUCK

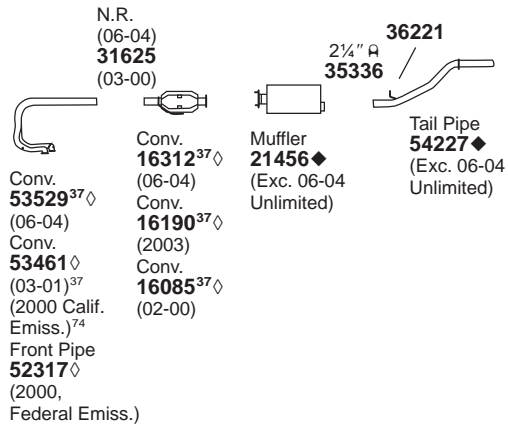
## JEEP Patriot

2011-07 4 CYL. PATRIOT w/2.4L ENG., F.W.D.  
(1028)



For 54735: Univ. Conv. 93267#

2006-00 6 CYL. WRANGLER w/4.0L ENG.  
(1030) (AFTER 1-24-00)



**DYNOMAX** SYSTEM AVAILABLE, See DynoMax Catalog

For 16085: Univ. Conv. 93302#

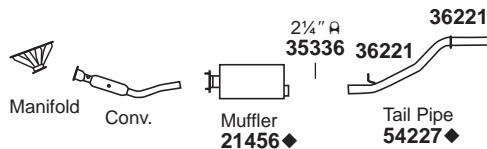
For 16190: Univ. Conv. 93302#

For 16312: Univ. Conv. 93303#

For 21456: SoundFX 18978

Super Turbo 17679<sup>576</sup>

2006-03 4 CYL. WRANGLER w/2.4L ENG.  
2002-00 4 CYL. WRANGLER w/2.5L ENG.  
(1031) (AFTER 1-24-00)

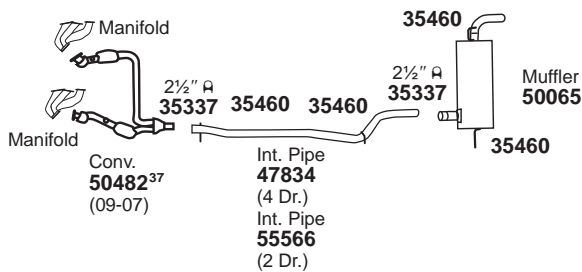


For 21456: SoundFX 18978

Super Turbo 17679<sup>576</sup>

## JEEP Wrangler

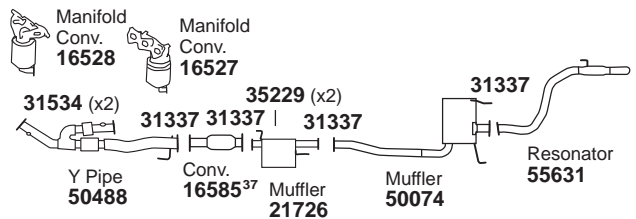
2011-07 6 CYL. WRANGLER w/3.8L ENG.  
(1029)



**DYNOMAX** SYSTEM AVAILABLE, See DynoMax Catalog

## KIA Sedona

2010-06 6 CYL. SEDONA w/3.8L ENG.  
(1032)



31337 Gskt.	31534 Gskt.	31597 Gskt.	31625 Gskt.	35229 Insl.	35460 Insl.	36221 Insl.								

NOT LEGAL FOR SALE IN STATE OF CALIFORNIA  
IN NEW YORK STATE, CONVERTERS LISTED ARE LEGAL FOR FEDERAL/EPA EMISSION VEHICLES ONLY

◇ If welded assembly, replace all required parts.

◆ If welded assembly, replace all required parts.

# Modifications and/or additional parts required.

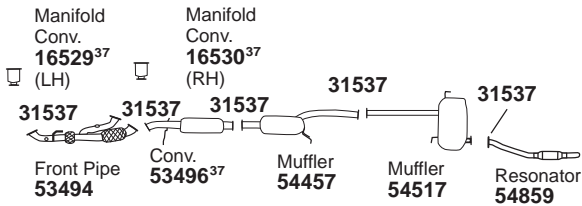
37 Fits All Emissions Vehicles.

74 Fits California/50 State Emission Vehicles.

576 For installation instructions and additional parts required, see the Cross Reference Chart in the Master Catalog.

# LIGHT TRUCK

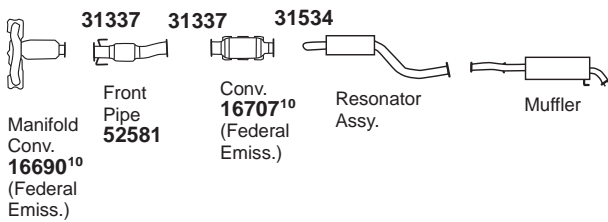
## 2005-02 6 CYL. SEDONA w/3.5L ENG. (1033)



For 53496: Univ. Conv. 93252#

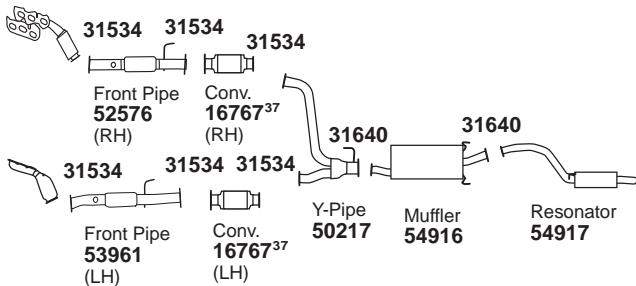
## KIA Sorento

### 2013-11 4 CYL. SORENTO w/2.4L ENG. (1034)

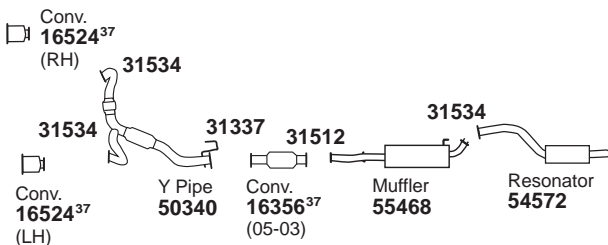


For 16707: Univ. Conv. 93251#

### 2009-08 6 CYL. SORENTO w/3.3L ENG. 2009-07 6 CYL. SORENTO w/3.8L ENG. (1035)



### 2006-03 6 CYL. SORENTO w/3.5L ENG. (1036)

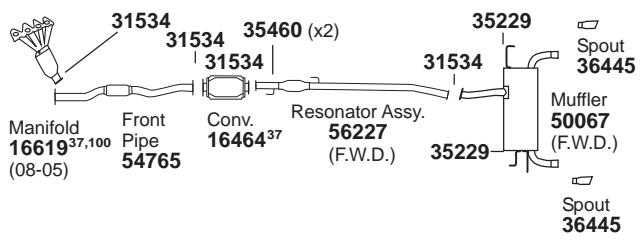


For 16356: Univ. Conv. 93252#

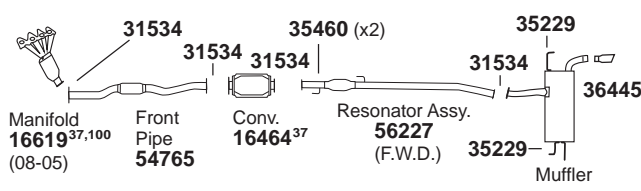
31309 Gskt.	31337 Gskt.	31512 Gskt.	31534 Gskt.	31537 Gskt.	31640 Gskt.	35229 Insl.	35460 Insl.						
-------------	-------------	-------------	-------------	-------------	-------------	-------------	-------------	--	--	--	--	--	--

## KIA Sportage

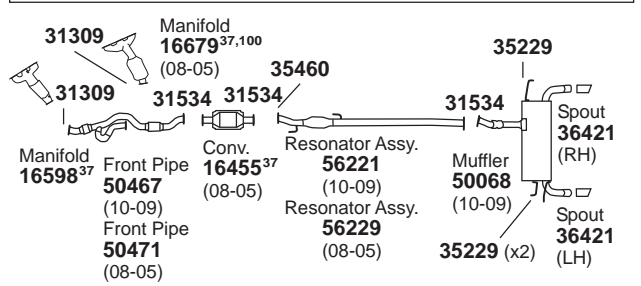
### 2010-05 4 CYL. SPORTAGE w/2.0L ENG. DUAL OUTLET MUFFLER (1037)



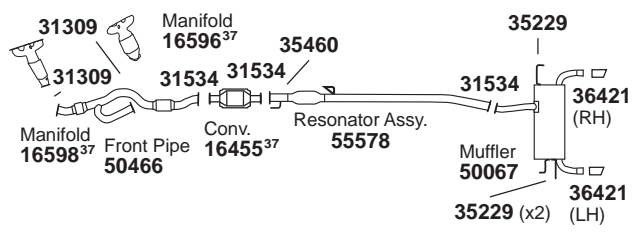
### 2010-05 4 CYL. SPORTAGE w/2.0L ENG. SINGLE OUTLET MUFFLER (1038)



### 2010-05 6 CYL. SPORTAGE w/2.7L ENG., A.W.D. (1039)



### 2010-05 6 CYL. SPORTAGE w/2.7L ENG., F.W.D. (1040)



NOT LEGAL FOR SALE IN STATE OF CALIFORNIA  
IN NEW YORK STATE, CONVERTERS LISTED ARE LEGAL FOR FEDERAL/EPA EMISSION VEHICLES ONLY

# Modifications and/or additional parts required.  
10 Fits Federal/EPA Emission Vehicles.

37 Fits All Emissions Vehicles.  
100 Ultra Converter.

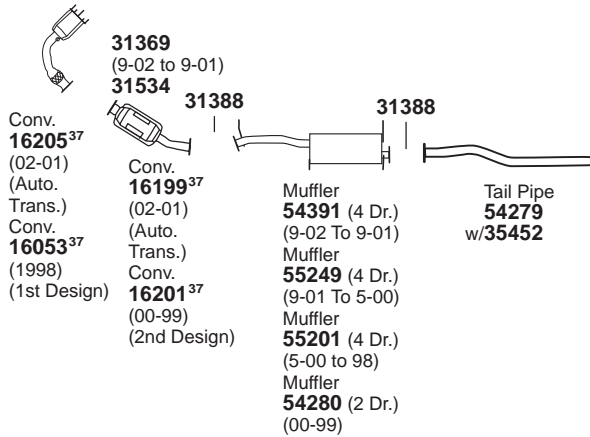
GENERAL INFORMATION  
PASSENGER CAR  
LIGHT TRUCK  
MUFFLER SPECS.  
OPTIONAL MUFFLERS  
ACCESSORIES  
FOOTNOTES



# LIGHT TRUCK

## KIA Sportage

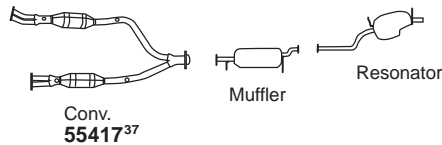
2002-98 4 CYL. SPORTAGE w/2.0L ENG.  
(1041)



For 16199: Univ. Conv. 93236#  
For 16201: Univ. Conv. 93236#  
For 55201: SoundFX 18821

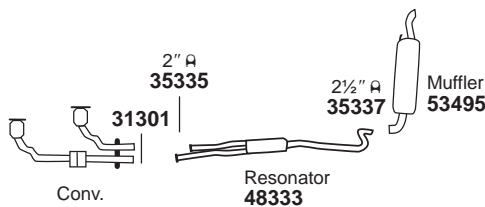
## LAND ROVER Discovery

2004-03 8 CYL. DISCOVERY w/4.6L ENG.  
2002-99 8 CYL. DISCOVERY w/4.0L ENG.  
(1042)



## LAND ROVER Freelander

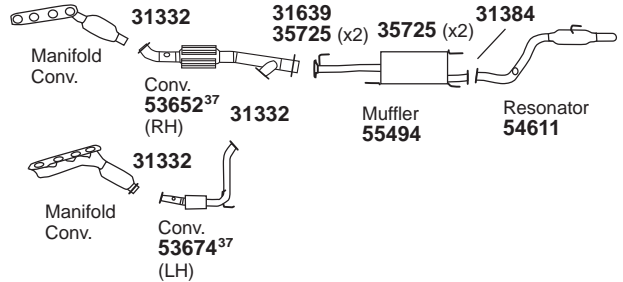
2004-02 6 CYL. FREELANDER w/2.5L ENG.  
(1043)



31301 Gskt.	31332 Gskt.	31369 Gskt.	31384 Gskt.	31388 Gskt.	31534 Gskt.	31639 Gskt.	35452 Brkt.	35725 Insl.					

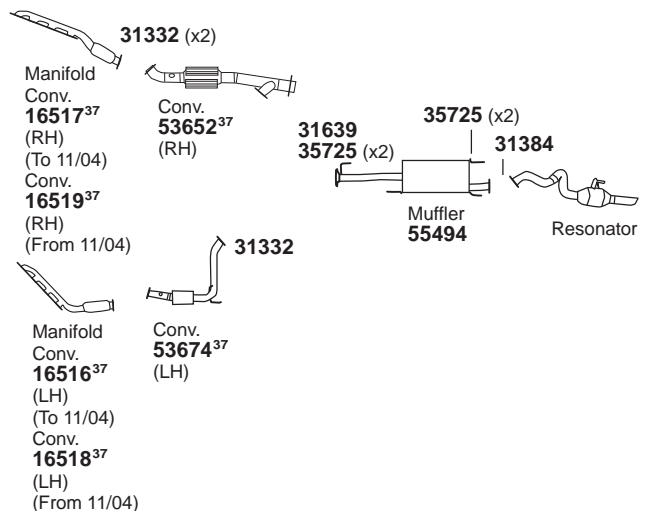
## LEXUS GX460

2016-10 8 CYL. GX460 w/4.6L ENG.  
(1044)



## LEXUS GX470

2009-05 8 CYL. GX470 w/4.7L ENG.  
(1045)



For 16518: Univ. Conv. 93251#  
For 16519: Univ. Conv. 93251#

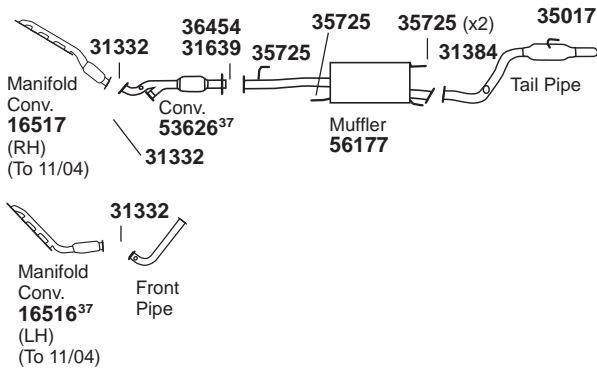
NOT LEGAL FOR SALE IN STATE OF CALIFORNIA

IN NEW YORK STATE, CONVERTERS LISTED ARE LEGAL FOR FEDERAL/EPA EMISSION VEHICLES ONLY



# LIGHT TRUCK

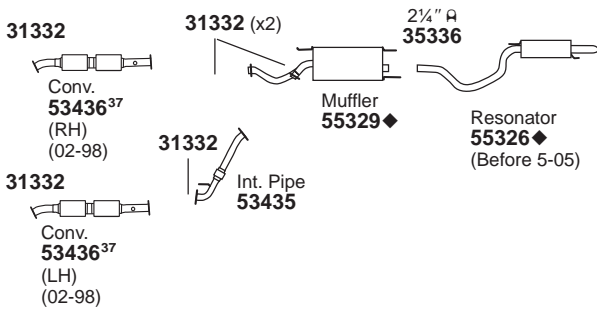
**2004-03 8 CYL. GX470 w/4.7L ENG. (1046)**



For 53626: Univ. Conv. 93251#

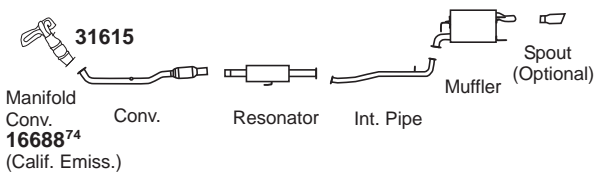
## LEXUS LX470

**2007-98 8 CYL. LX470 w/4.7L ENG. (1047)**



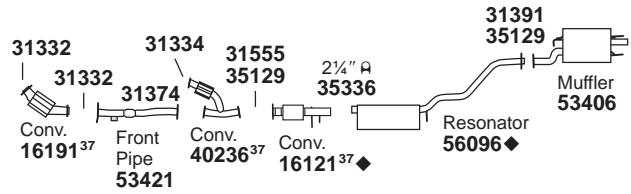
## LEXUS NX300h

**2015 4 CYL. NX300h w/2.5L ENG. (1048)**



## LEXUS RX300

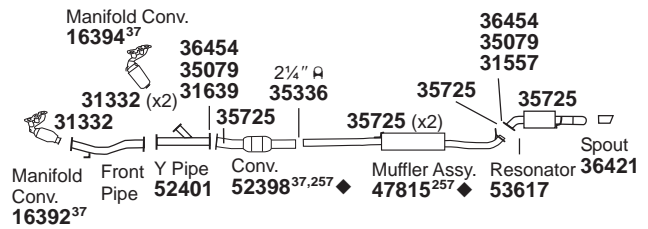
**2003-99 6 CYL. RX300 w/3.0L ENG. (1049)**



For 16121: Univ. Conv. 93237#  
For 16191: Univ. Conv. 93270#  
For 40236: Univ. Conv. 93271#

## LEXUS RX330

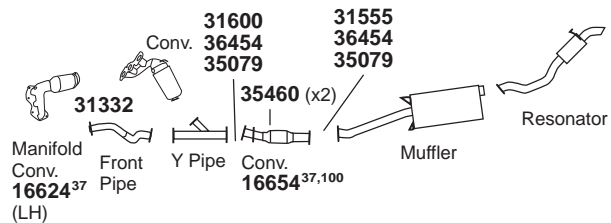
**2006-04 6 CYL. RX330 w/3.3L ENG. (1050)**



For 52398: Univ. Conv. 93253#

## LEXUS RX350

**2015-10 6 CYL. RX350 w/3.5L ENG. (1051)**



31332 Gskt.	31334 Gskt.	31374 Gskt.	31384 Gskt.	31391 Gskt.	31555 Gskt.	31557 Gskt.	31600 Gskt.	31615 Gskt.	31639 Gskt.	35017 Insl.	35079 Hex Nut	35129 Bolt Kit	35460 Insl.

**NOT LEGAL FOR SALE IN STATE OF CALIFORNIA  
IN NEW YORK STATE, CONVERTERS LISTED ARE LEGAL FOR FEDERAL/EPA EMISSION VEHICLES ONLY**

- ♦ If welded assembly, replace all required parts.
- # Modifications and/or additional parts required.
- 37 Fits All Emissions Vehicles.
- 74 Fits California/50 State Emission Vehicles.

- 100 Ultra Converter.
- 257 Only failed Converters may be replaced. To connect Resonator or Converter to O.E. part cut at appropriate location.

GENERAL INFORMATION

PASSENGER CAR

LIGHT TRUCK

MUFFLER SPECS.

OPTIONAL MUFFLERS

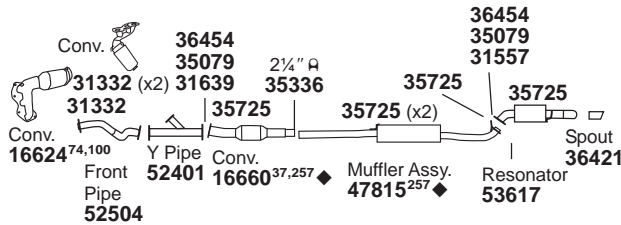
ACCESSORIES

FOOTNOTES

# LIGHT TRUCK

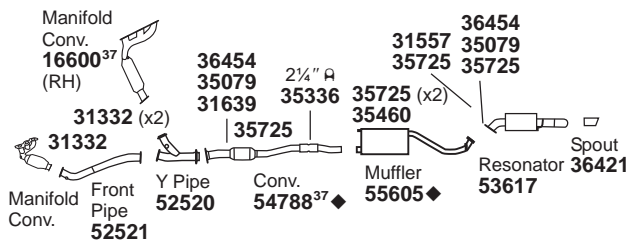
## LEXUS RX350

2009-07 6 CYL. RX350 w/3.5L ENG.  
(1052)



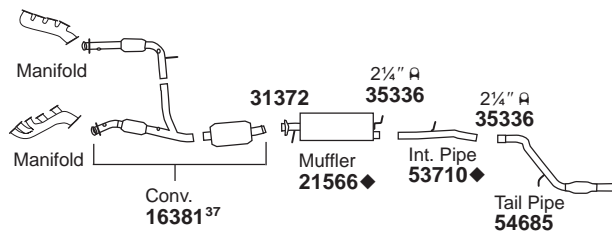
## LEXUS RX400H

2008-06 6 CYL. RX400H w/3.3L ENG.  
(1053)



## LINCOLN Aviator

2005-03 8 CYL. AVIATOR w/4.6L ENG.  
(1054)

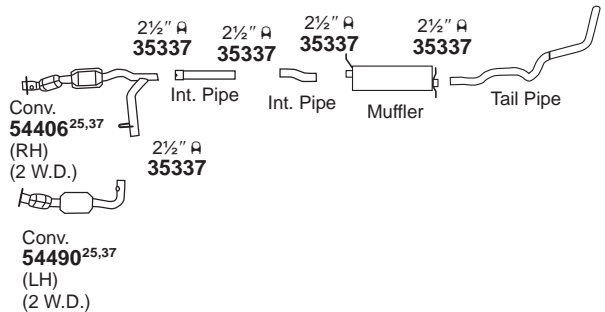


For 16381: Univ. Conv. 93252#  
For 21566: Super Turbo 17679<sup>576</sup>

31332 Gskt.	31372 Gskt.	31557 Gskt.	31639 Gskt.	35079 Hex Nut	35460 Insl.	35725 Insl.	36454 Bolt Kit						

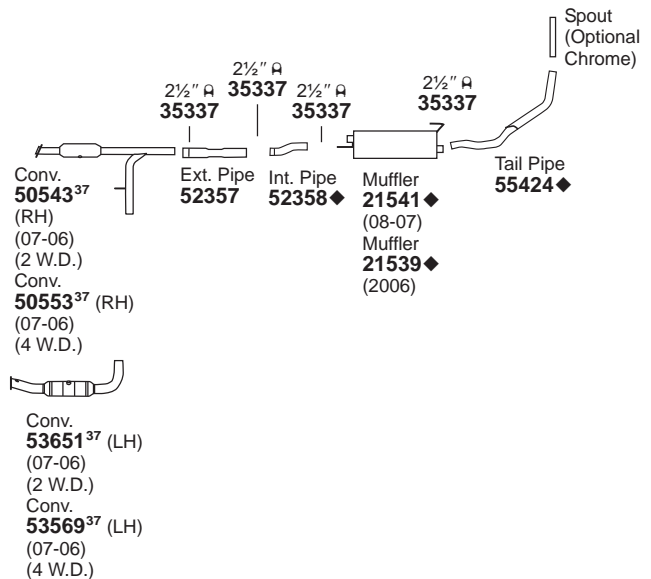
## LINCOLN Blackwood

2002-01 8 CYL. BLACKWOOD w/5.4L ENG.  
(1055)



## LINCOLN Mark LT

2008-06 8 CYL. MARK LT w/5.4L ENG. - 139"  
(1056) W.B.



For 21539: SoundFX 18977  
For 21541: SoundFX 18977  
For 50543: Univ. Conv. 93268#  
For 53569: Univ. Conv. 93268#

NOT LEGAL FOR SALE IN STATE OF CALIFORNIA  
IN NEW YORK STATE, CONVERTERS LISTED ARE LEGAL FOR FEDERAL/EPA EMISSION VEHICLES ONLY

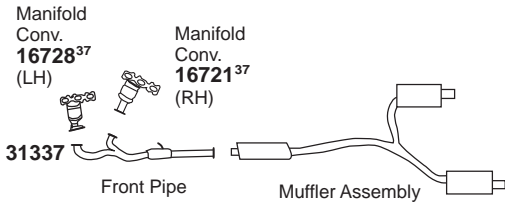
- ♦ If welded assembly, replace all required parts.
- # Modifications and/or additional parts required.
- 25 Replaces multiple O.E. Converters. Only failed Converters may be replaced. See Catalytic Converter Installation Guide.
- 37 Fits All Emissions Vehicles.
- 74 Fits California/50 State Emission Vehicles.

- 100 Ultra Converter.
- 257 Only failed Converters may be replaced. To connect Resonator or Converter to O.E. part cut at appropriate location.
- 576 For installation instructions and additional parts required, see the Cross Reference Chart in the Master Catalog.

# LIGHT TRUCK

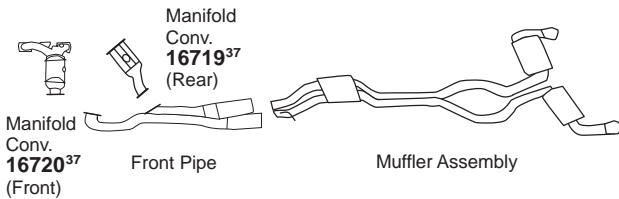
## LINCOLN MKT

2015-13 6 CYL. MKT w/3.7L ENG.  
(1057)

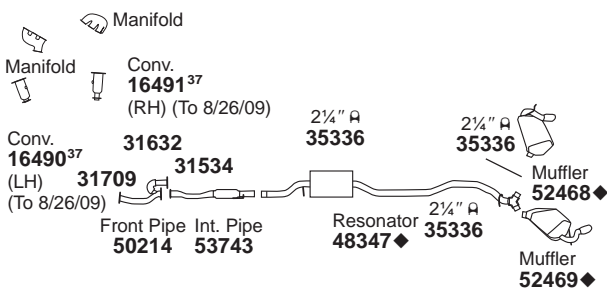


## LINCOLN MKX

2015-11 6 CYL. MKX w/3.7L ENG.  
(1058)

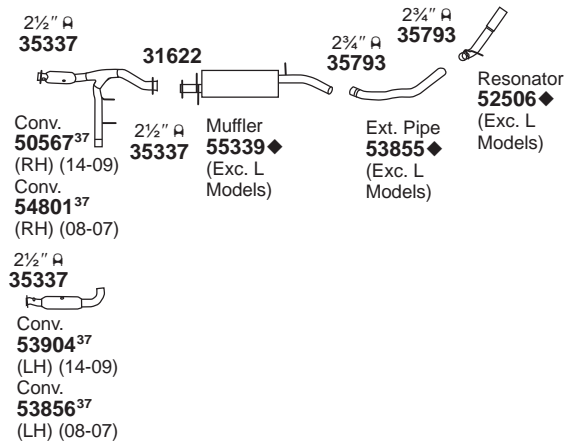


2010-07 6 CYL. MKX w/3.5L ENG.  
(1059)



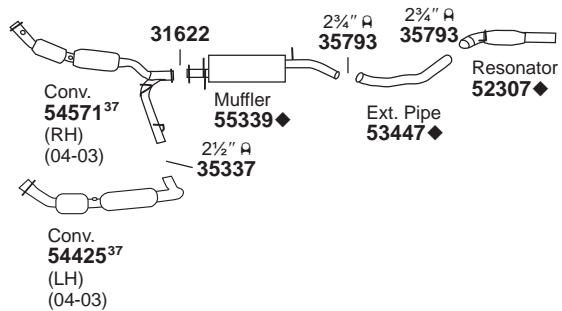
## LINCOLN Navigator

2014-07 8 CYL. NAVIGATOR w/5.4L ENG.  
(1060)



For 50567: Univ. Conv. 93268#  
For 53856: Univ. Conv. 93268#  
For 53904: Univ. Conv. 93268#  
For 54801: Univ. Conv. 93268#

2006-03 8 CYL. NAVIGATOR w/5.4L ENG.  
(1061)



31337 Gskt.	31534 Gskt.	31622 Gskt.	31632 Gskt.	31709 Gskt.															

NOT LEGAL FOR SALE IN STATE OF CALIFORNIA  
IN NEW YORK STATE, CONVERTERS LISTED ARE LEGAL FOR FEDERAL/EPA EMISSION VEHICLES ONLY

◆ If welded assembly, replace all required parts.  
# Modifications and/or additional parts required.

37 Fits All Emissions Vehicles.

GENERAL  
INFORMATION

PASSENGER  
CAR

LIGHT  
TRUCK

MUFFLER  
SPECS.

OPTIONAL  
MUFFLERS

ACCESSORIES

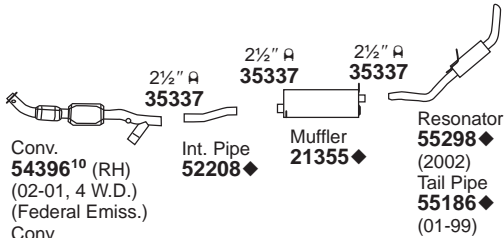
FOOTNOTES

# LIGHT TRUCK

## LINCOLN

Navigator

2002-99 8 CYL. NAVIGATOR w/5.4L ENG. (1062)



Conv. 54396<sup>10</sup> (RH)  
(02-01, 4 W.D.)  
(Federal Emiss.)

Conv. 54406<sup>37</sup> (RH)  
(02-99, 2 W.D.)

Conv. 54401<sup>37</sup> (RH)  
(00-99, 4 W.D.)

Resonator  
55298◆  
(2002)  
Tail Pipe  
55186◆  
(01-99)



Conv. 54490<sup>37</sup> (LH)  
(02-01 2 W.D.)

Conv. 54397<sup>10</sup> (LH)  
(02-01, 4 W.D.)  
(Federal Emiss.)

Conv. 54405<sup>37</sup> (LH)  
(00-99, 2 W.D.)

Conv. 53411<sup>37</sup> (LH)  
(00-99, 4 W.D.)

**DYNOMAX** SYSTEM AVAILABLE, See DynoMax Catalog

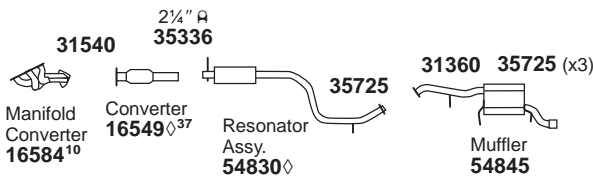
For 21355: SoundFX 18914  
Ultra Flo SS 17258<sup>576</sup>

Super Turbo 17734#

## MAZDA

5

2010-06 4 CYL. 5 w/2.3L ENG. (1063)



Manifold Converter  
16584<sup>10</sup>

Converter  
16549◆<sup>37</sup>

Resonator  
Assy.  
54830◆

Muffler  
54845

For 16549: Univ. Conv. 93253#

31332 Gskt.	31360 Gskt.	31374 Gskt.	31540 Gskt.	31549 Gskt.	31630 Gskt.	31673 Gskt.	31732 Gskt.	35725 Insl.						

NOT LEGAL FOR SALE IN STATE OF CALIFORNIA  
IN NEW YORK STATE, CONVERTERS LISTED ARE LEGAL FOR FEDERAL/EPA EMISSION VEHICLES ONLY

◆ If welded assembly, replace all required parts.

◆ If welded assembly, replace all required parts.

# Modifications and/or additional parts required.

10 Fits Federal/EPA Emission Vehicles.

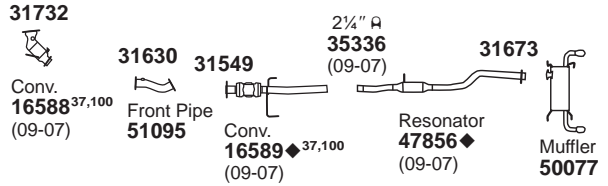
37 Fits All Emissions Vehicles.

278

## MAZDA

CX-7

2012-07 4 CYL. CX-7 w/2.3L ENG. (1064)



31732

Conv. 16588<sup>37,100</sup>  
(09-07)

Front Pipe  
51095

Conv. 16589◆<sup>37,100</sup>  
(09-07)

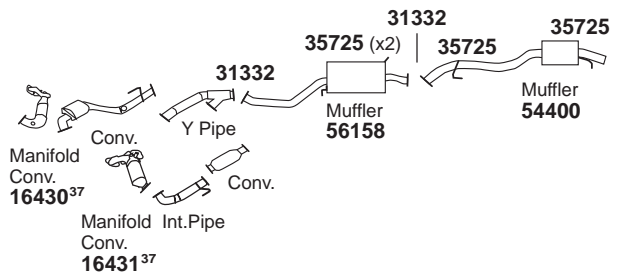
Resonator  
47856◆  
(09-07)

Muffler  
50077

## MAZDA

Multi-Purpose Van (MPV)

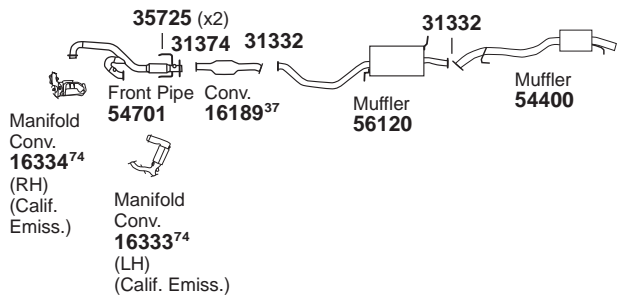
2006-02 6 CYL. MPV w/3.0L ENG. (1065)



Manifold  
Conv.  
16430<sup>37</sup>

Manifold Int.Pipe  
Conv.  
16431<sup>37</sup>

2001-00 6 CYL. MPV w/2.5L ENG. (1066)



Manifold  
Conv.  
16334<sup>74</sup>

(RH)  
(Calif.  
Emiss.)

Manifold  
Conv.  
16333<sup>74</sup>  
(LH)  
(Calif. Emiss.)

For 16189: Univ. Conv. 93252#

74 Fits California/50 State Emission Vehicles.

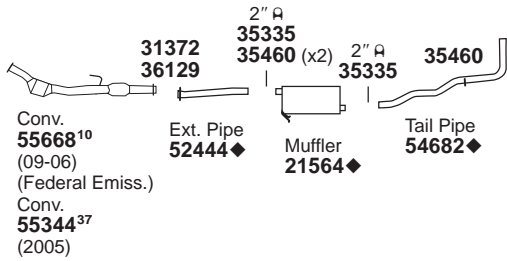
100 Ultra Converter.

576 For installation instructions and additional parts required, see the Cross Reference Chart in the Master Catalog.

# LIGHT TRUCK

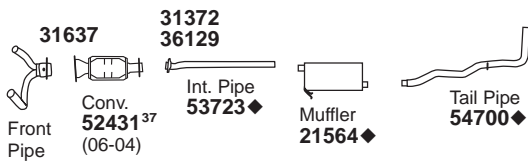
## MAZDA Pickup

2009-05 4 CYL. B2300 w/2.3L ENG. - 112" W.B.  
(1067)



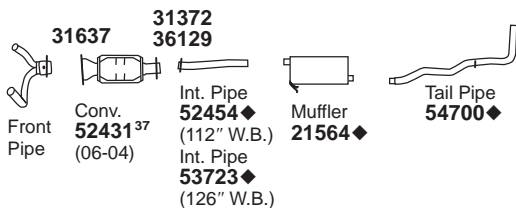
For 21564: SoundFX 18951

2009-04 6 CYL. B4000 w/4.0L ENG., 126" W.B.  
(1068)



For 21564: SoundFX 18951  
For 52431: Univ. Conv. 93238#

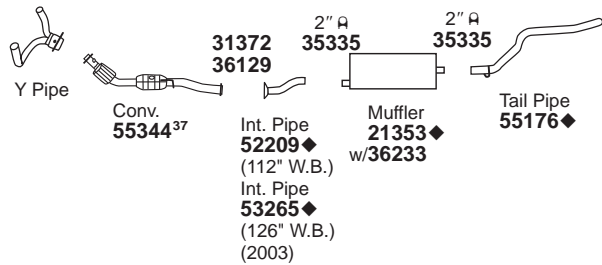
2007-04 6 CYL. B3000 w/3.0L ENG.  
(1069)



For 21564: SoundFX 18951  
For 52431: Univ. Conv. 93238#

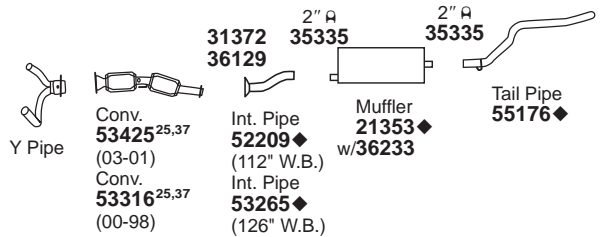
## MAZDA Pickup

2004-02 4 CYL. B2300 w/2.3L ENG.  
(1070)



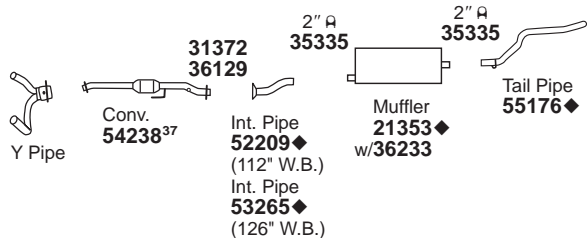
For 21353: SoundFX 18588 Univ. SoundFX 18101#

2003-98 6 CYL. B3000 w/3.0L ENG.  
2003-98 6 CYL. B4000 w/4.0L ENG.  
(1071)



For 21353: SoundFX 18588 Univ. SoundFX 18101#

2001-98 4 CYL. B2500 w/2.5L ENG  
(1072)



For 21353: SoundFX 18588 Univ. SoundFX 18101#  
For 54238: Univ. Conv. 93302#

31372 Gskt. 	31637 Gskt. 	35460 Insl. 	36129 Bolt Kit 	36233 Brkt. 															
--------------------	--------------------	--------------------	-----------------------	--------------------	--	--	--	--	--	--	--	--	--	--	--	--	--	--	--

NOT LEGAL FOR SALE IN STATE OF CALIFORNIA  
IN NEW YORK STATE, CONVERTERS LISTED ARE LEGAL FOR FEDERAL/EPA EMISSION VEHICLES ONLY

- ◆ If welded assembly, replace all required parts.
- # Modifications and/or additional parts required.
- 10 Fits Federal/EPA Emission Vehicles.

- 25 Replaces multiple O.E. Converters. Only failed Converters may be replaced. See Catalytic Converter Installation Guide.
- 37 Fits All Emissions Vehicles.

GENERAL  
INFORMATION

PASSENGER  
CAR

LIGHT  
TRUCK

MUFFLER  
SPECS.

OPTIONAL  
MUFFLERS

ACCESSORIES

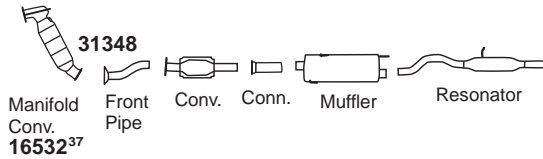
FOOTNOTES

# LIGHT TRUCK

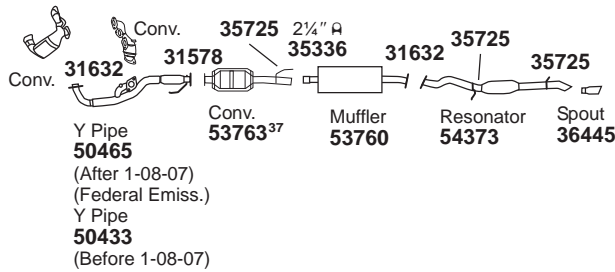
## MAZDA

Tribute

**2010-09 4 CYL. MAZDA TRIBUTE HYBRID w/2.5L (1073) ENG.**

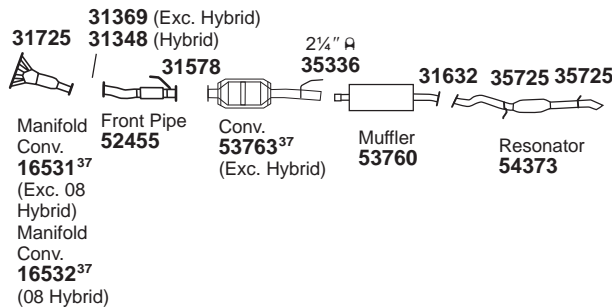


**2008-05 6 CYL. TRIBUTE w/3.0L ENG. (1074)**



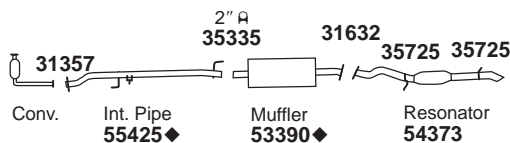
For 53760: SoundFX 18979  
For 53763: Univ. Conv. 93302#

**2008 4 CYL. TRIBUTE w/2.3L ENG. 2006-05 4 CYL. TRIBUTE w/2.3L ENG. (1075)**



For 53760: SoundFX 18979  
For 53763: Univ. Conv. 93302#

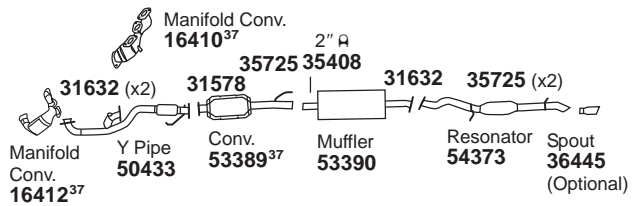
**2004-01 4 CYL. TRIBUTE w/2.0L ENG. (1076)**



For 53390: SoundFX 18910

31348 Gskt.	31357 Gskt.	31369 Gskt.	31388 Gskt.	31578 Gskt.	31632 Gskt.	31725 Gskt.	35725 Insl.						

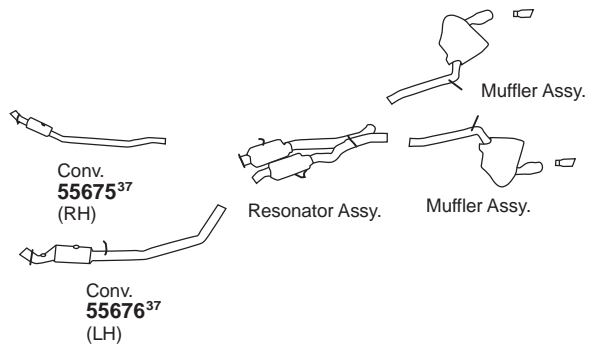
**2004-01 6 CYL. TRIBUTE w/3.0L ENG. (1077)**



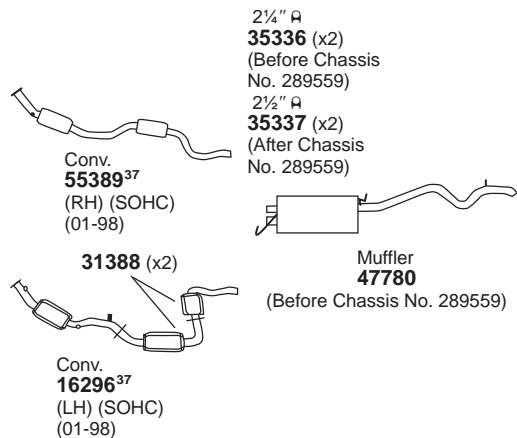
For 53389: Univ. Conv. 93302#  
For 53390: SoundFX 18910

## MERCEDES BENZ 300 Series

**2011-06 6 CYL. ML350 w/3.5L ENG. (1078)**



**2003-98 6 CYL. ML320 w/3.2L ENG. (1079)**



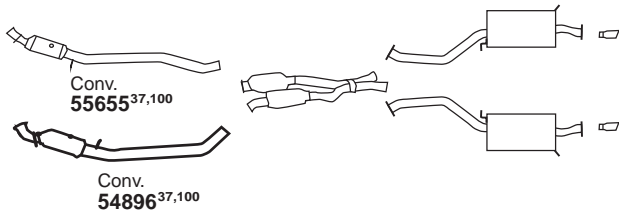
NOT LEGAL FOR SALE IN STATE OF CALIFORNIA  
IN NEW YORK STATE, CONVERTERS LISTED ARE LEGAL FOR FEDERAL/EPA EMISSION VEHICLES ONLY

# LIGHT TRUCK

## MERCEDES BENZ

400 Series

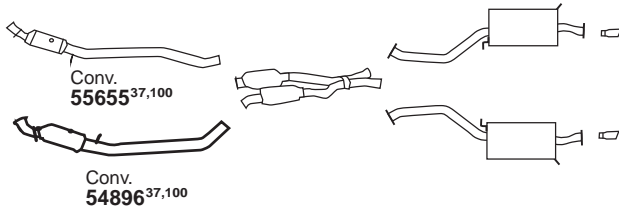
2012-07 8 CYL. GL450 w/4.6L ENG.  
(1080)



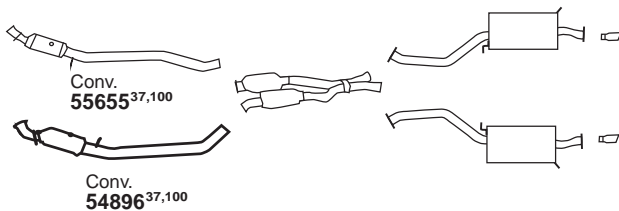
## MERCEDES BENZ

500 Series

2012-08 8 CYL. GL550 w/5.5L ENG.  
(1081)



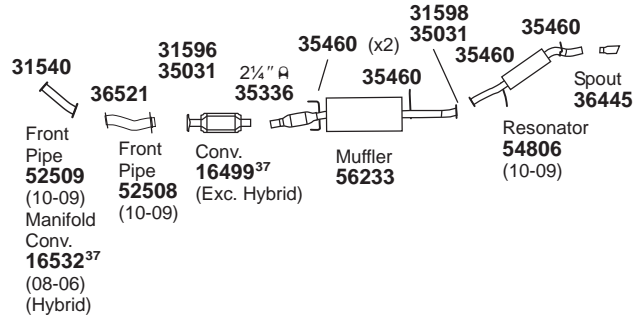
2011-08 8 CYL. ML550 w/5.5L ENG.  
(1082)



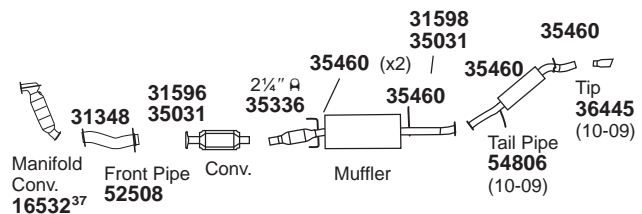
## MERCURY

Mariner

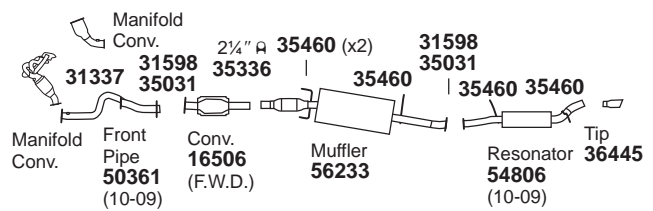
2011-06 4 CYL. MARINER w/2.5L ENG.  
(1083)



2011-09 4 CYL. MARINER HYBRID w/2.5L ENG.  
(1084)



2011-09 6 CYL. MARINER w/3.0L ENG.  
(1085)



31337 Gskt.	31348 Gskt.	31540 Gskt.	31596 Gskt.	31598 Gskt.	35031 Stud Kit	35460 Insl.	36521 Bolt Kit							

NOT LEGAL FOR SALE IN STATE OF CALIFORNIA  
IN NEW YORK STATE, CONVERTERS LISTED ARE LEGAL FOR FEDERAL/EPA EMISSION VEHICLES ONLY

GENERAL INFORMATION

PASSENGER CAR

LIGHT TRUCK

MUFFLER SPECS.

OPTIONAL MUFFLERS

ACCESSORIES

FOOTNOTES

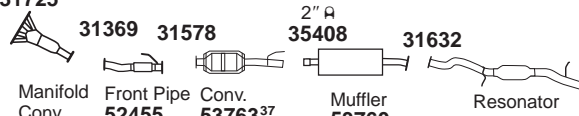


# LIGHT TRUCK

## MERCURY Mariner

2008-05 4 CYL. MARINER w/2.3L ENG.  
(1086)

31725



Manifold Conv. 16531<sup>37</sup>  
(Exc. Hybrid)  
Manifold Conv. 16532<sup>37</sup>  
(08-06)  
(Hybrid)

Front Pipe 52455  
(Before 1-8-07)

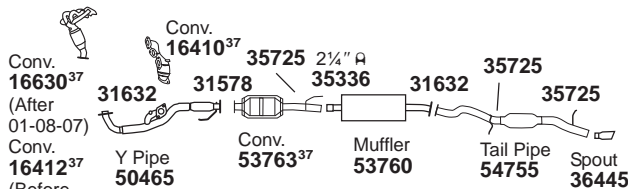
Conv. 53763<sup>37</sup>  
(06-05)  
(Exc. Hybrid)

Muffler 53760

Resonator 31632

For 53760: SoundFX 18979  
For 53763: Univ. Conv. 93302#

2008-05 6 CYL. MARINER w/3.0L ENG.  
(1087)



Conv. 16630<sup>37</sup>  
(After 01-08-07)

Y Pipe 50465  
(After 1-08-07)  
(Federal Emiss. Tier 2 Phase-out)

Conv. 53763<sup>37</sup>  
(Before 1-08-07)

Muffler 53760

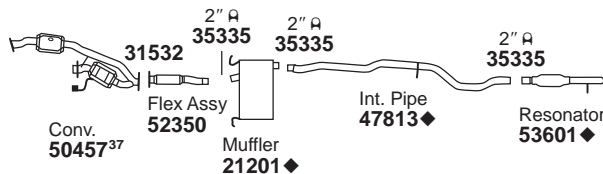
Tail Pipe 54755

Spout 36445

For 53760: SoundFX 18979  
For 53763: Univ. Conv. 93302#

## MERCURY Monterey

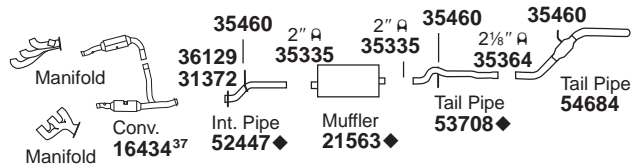
2007-04 6 CYL. MONTEREY w/4.2L ENG.  
(1088)



For 21201: SoundFX 18579

## MERCURY Mountaineer

2010-06 6 CYL. MOUNTAINEER w/4.0L ENG.  
(1089)



Manifold 16434<sup>37</sup>

Conv. 52447

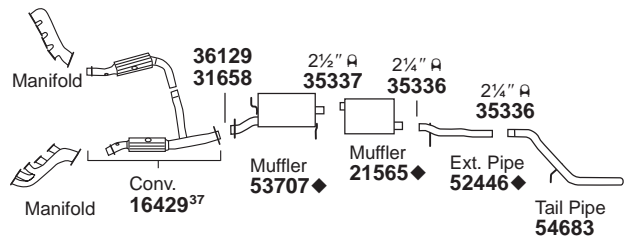
Int. Pipe 52447

Muffler 21563

Tail Pipe 53708

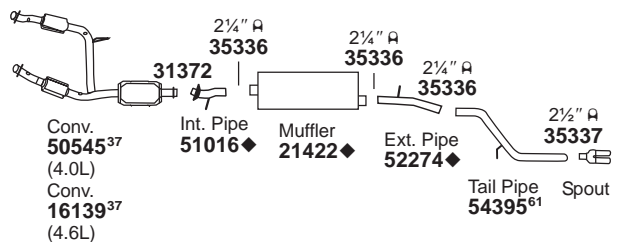
Tail Pipe 54684

2010-06 8 CYL. MOUNTAINEER w/4.6L ENG.  
(1090)



For 21565: Super Turbo 17734# Ultra Flo SS 17258<sup>576</sup>

2005-02 8 CYL. MOUNTAINEER w/4.6L ENG.  
2005-02 6 CYL. MOUNTAINEER w/4.0L ENG.  
(1091)



For 21422: SoundFX 18929

Super Turbo 17679<sup>576</sup>

31369 Gskt.	31372 Gskt.	31532 Gskt.	31578 Gskt.	31632 Gskt.	31658 Gskt.	31725 Gskt.	35460 Insl.	35725 Insl.	36129 Bolt Kit				

NOT LEGAL FOR SALE IN STATE OF CALIFORNIA  
IN NEW YORK STATE, CONVERTERS LISTED ARE LEGAL FOR FEDERAL/EPA EMISSION VEHICLES ONLY

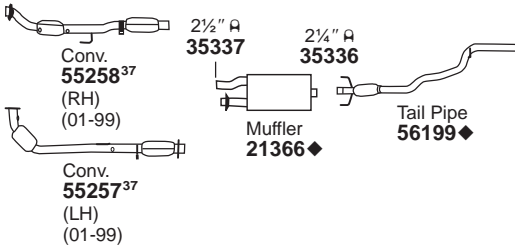
◆ If welded assembly, replace all required parts.  
# Modifications and/or additional parts required.  
37 Fits All Emissions Vehicles.

61 Cut to fit.  
576 For installation instructions and additional parts required, see the Cross Reference Chart in the Master Catalog.



# LIGHT TRUCK

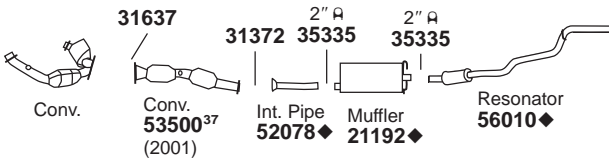
## 2001-98 8 CYL. MOUNTAINEER w/5.0L ENG. (1092)



**DYNOMAX** SYSTEM AVAILABLE, See DynoMax Catalog

For 21366: SoundFX 18909

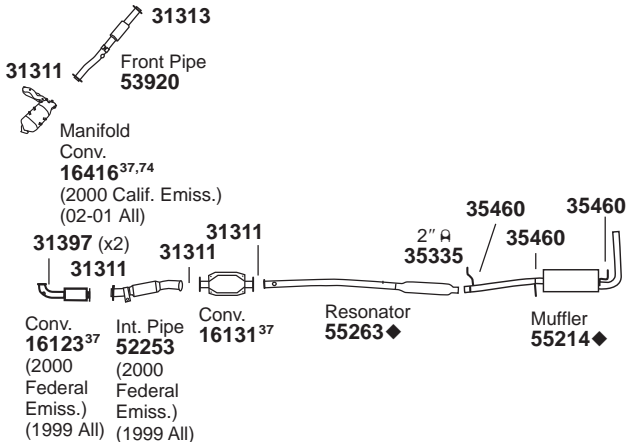
## 2001-00 6 CYL. MOUNTAINEER w/4.0L ENG. CODE E (AFTER 12-99) (1093)



For 21192: SoundFX 18573

## MERCURY Villager Van

## 2002-99 6 CYL. VILLAGER w/3.3L ENG. (1094)



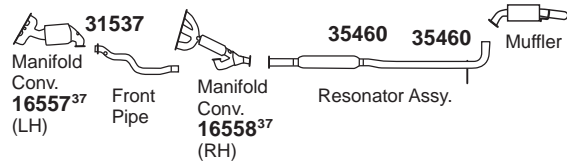
For 16123: Univ. Conv. 93271#

For 16131: Univ. Conv. 93237#

31307 Gskt.	31311 Gskt.	31313 Gskt.	31372 Gskt.	31397 Gskt.	31528 Gskt.	31537 Gskt.	31630 Gskt.	31637 Gskt.	35460 Insl.	35951 Insl.				

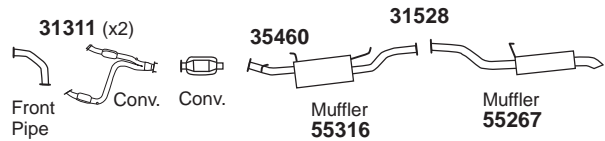
## MITSUBISHI Endeavor

## 2011-04 6 CYL. ENDEAVOR w/3.8L ENG. (1095)



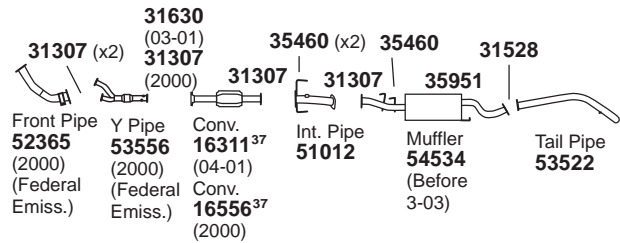
## MITSUBISHI Montero

## 2002-01 6 CYL. MONTERO w/3.5L ENG. (1096)

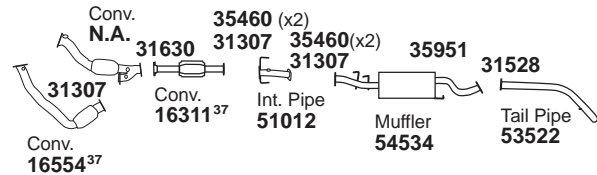


## MITSUBISHI Montero Sport

## 2004-00 6 CYL. MONTERO SPORT w/3.5L ENG. (1097)



## 2003-01 6 CYL. MONTERO SPORT w/3.0L ENG. (1098)



NOT LEGAL FOR SALE IN STATE OF CALIFORNIA

IN NEW YORK STATE, CONVERTERS LISTED ARE LEGAL FOR FEDERAL/EPA EMISSION VEHICLES ONLY

◆ If welded assembly, replace all required parts.  
# Modifications and/or additional parts required.

37 Fits All Emissions Vehicles.

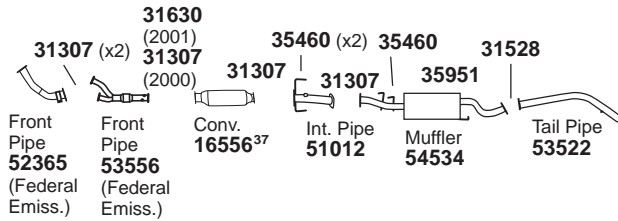
74 Fits California/50 State Emission Vehicles.

# LIGHT TRUCK

## MITSUBISHI

### Montero Sport

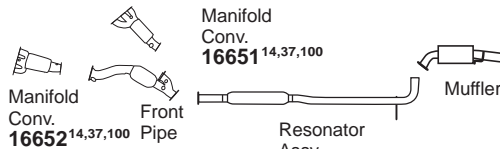
2001-00 6 CYL. MONTERO SPORT w/3.0L ENG., FEDERAL EMISSIONS (1099)



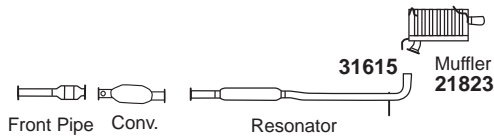
## MITSUBISHI

### Outlander

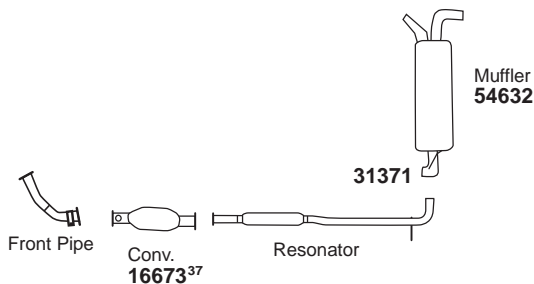
2013-07 6 CYL. OUTLANDER w/3.0L ENG. (1100)



2013-08 4 CYL. OUTLANDER w/2.4L ENG. (1101)



2006-03 4 CYL. OUTLANDER w/2.4L ENG. (1102)



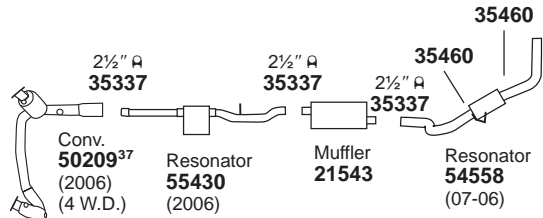
For 16673: Univ. Conv. 93237#

31307 Gskt.	31371 Gskt.	31528 Gskt.	31540 Gskt.	31576 Gskt.	31585 Gskt.	31615 Gskt.	31630 Gskt.	35460 Insl.	35951 Insl.				

## MITSUBISHI

### Raider

2009-06 6 CYL. RAIDER w/3.7L ENG.  
2007-06 8 CYL. RAIDER w/4.7L ENG. (1103)



DYNOMAX SYSTEM AVAILABLE, See DynoMax Catalog

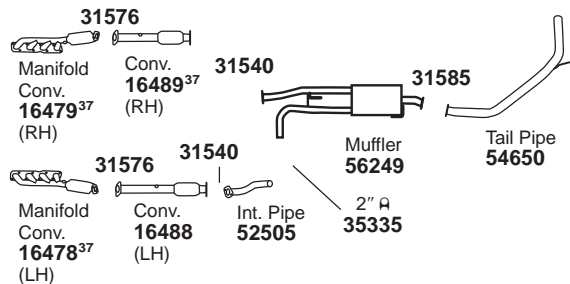
For 21543: Super Turbo 17734#

Ultra Flo SS 17258<sup>576</sup>

## NISSAN

### Armada

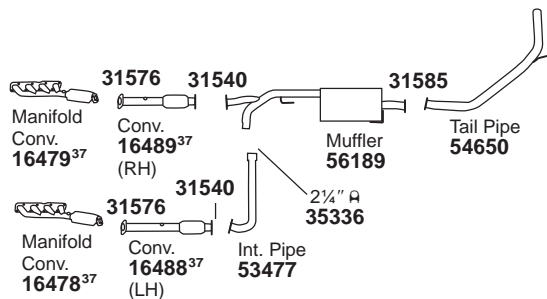
2015-07 8 CYL. ARMADA w/5.6L ENG. (1104)



For 16488: Univ. Conv. 93253#

For 16489: Univ. Conv. 93253#

2006-05 8 CYL. ARMADA w/5.6L ENG. (1105)



For 16488: Univ. Conv. 93253#

For 16489: Univ. Conv. 93253#

NOT LEGAL FOR SALE IN STATE OF CALIFORNIA  
IN NEW YORK STATE, CONVERTERS LISTED ARE LEGAL FOR FEDERAL/EPA EMISSION VEHICLES ONLY

# Modifications and/or additional parts required.

14 In New York State, Converters listed are legal for Federal/EPA Emission Vehicles Only.

37 Fits All Emissions Vehicles.

100 Ultra Converter.

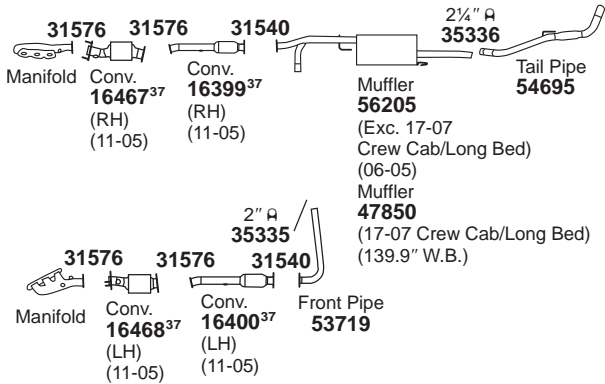
576 For installation instructions and additional parts required, see the Cross Reference Chart in the Master Catalog.

# LIGHT TRUCK

## NISSAN

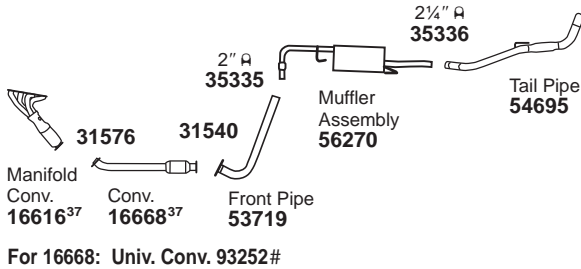
Frontier

2017-05 6 CYL. FRONTIER w/4.0L ENG. (1106)

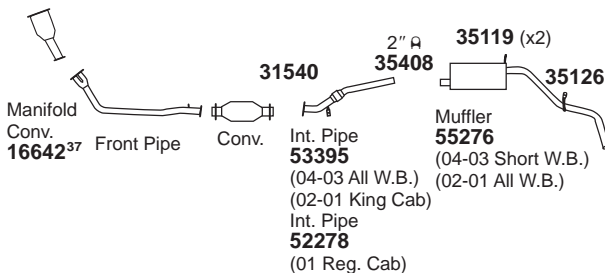


DYNOMAX SYSTEM AVAILABLE, See DynoMax Catalog

2016-05 4 CYL. FRONTIER w/2.5L ENG. (1107)



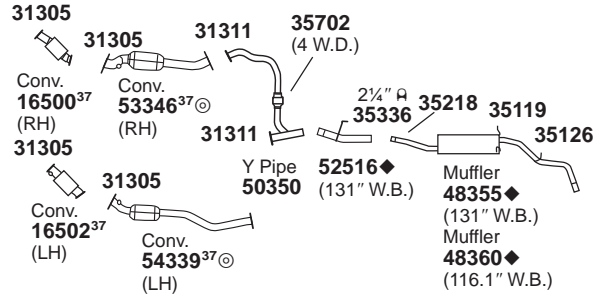
2004-01 4 CYL. FRONTIER w/2.4L ENG. (1108)



## NISSAN

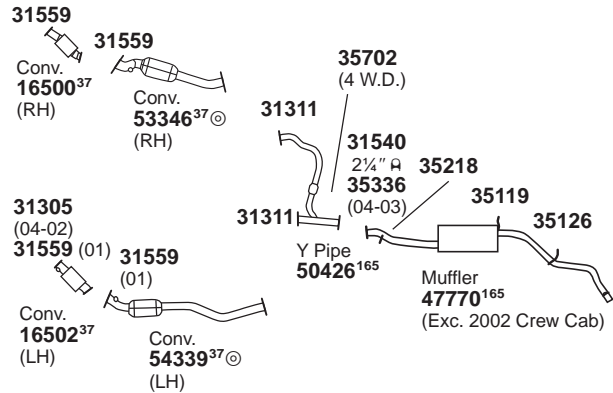
Frontier

2004-03 6 CYL. FRONTIER w/3.3L ENG. (1109)



For 53346: Univ. Conv. 93270#  
For 54339: Univ. Conv. 93270#

2002-01 6 CYL. FRONTIER w/3.3L ENG. (EXC. SUPERCHARGED) (1110)



For 47770: SoundFX 18924  
For 53346: Univ. Conv. 93270#  
For 54339: Univ. Conv. 93270#

31305 Gskt.	31311 Gskt.	31540 Gskt.	31559 Gskt.	31576 Gskt.	35119 Insl.	35126 Hngr.	35218 Brkt.	35702 Hngr.						

NOT LEGAL FOR SALE IN STATE OF CALIFORNIA  
IN NEW YORK STATE, CONVERTERS LISTED ARE LEGAL FOR FEDERAL/EPA EMISSION VEHICLES ONLY

◆ If welded assembly, replace all required parts.  
⊙ Air Gap Pipe. Appearance may be different than O.E. Pipe. Air space between Pipes acts as a Heat Insulator.

# Modifications and/or additional parts required.  
37 Fits All Emissions Vehicles.  
165 For 2002, both parts required.

GENERAL INFORMATION

PASSENGER CAR

LIGHT TRUCK

MUFFLER SPECS.

OPTIONAL MUFFLERS

ACCESSORIES

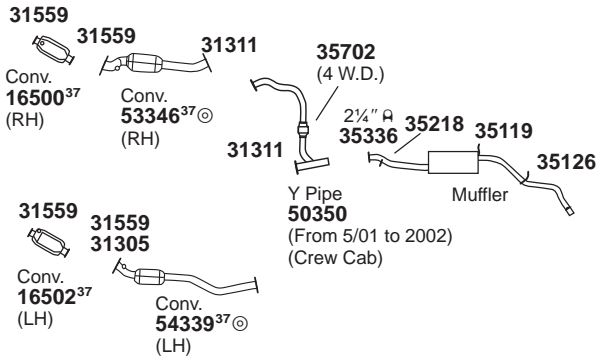
FOOTNOTES

# LIGHT TRUCK

## NISSAN

### Frontier

2002-01 6 CYL. FRONTIER w/3.3L ENG. SUPERCHARGED (1111)

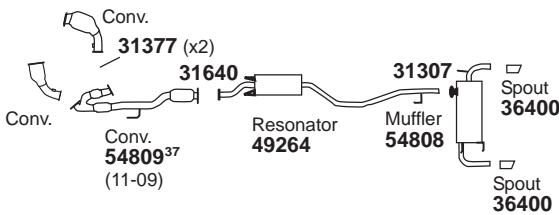


For 53346: Univ. Conv. 93270#  
For 54339: Univ. Conv. 93270#

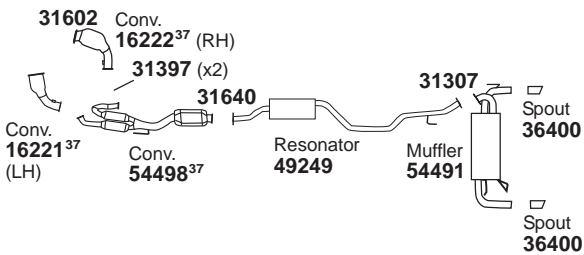
## NISSAN

### Murano

2012-09 6 CYL. MURANO w/3.5L ENG. (1112)



2007-03 6 CYL. MURANO w/3.5L ENG. (1113)

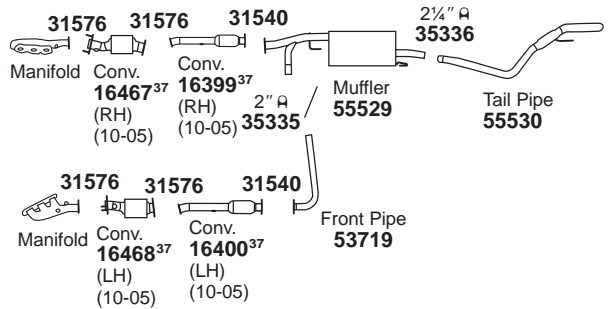


For 16222: Univ. Conv. 93270#  
For 54491: SoundFX 18966  
For 54498: Univ. Conv. 93237#

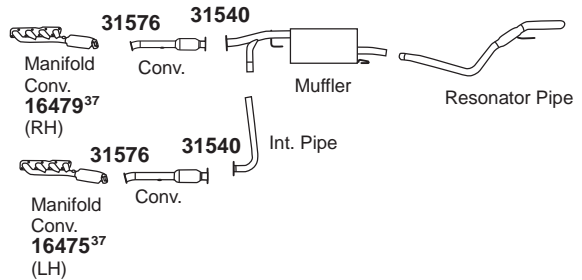
## NISSAN

### Pathfinder

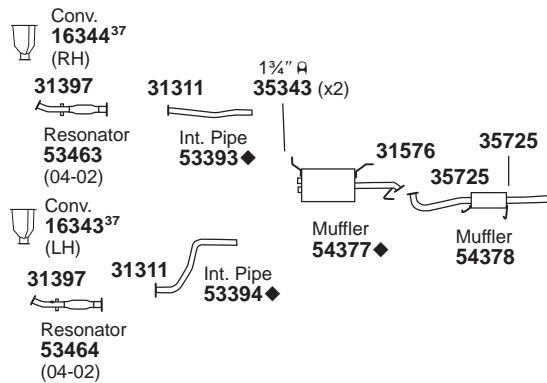
2012-05 6 CYL. PATHFINDER w/4.0L ENG. (1114)



2012-08 8 CYL. PATHFINDER w/5.6L ENG. (1115)



2004-01 6 CYL. PATHFINDER w/3.5L ENG. (1116)



For 54377: SoundFX 18963  
For 54378: SoundFX 18962

31305 Gskt.	31307 Gskt.	31311 Gskt.	31377 Gskt.	31397 Gskt.	31540 Gskt.	31559 Gskt.	31576 Gskt.	31602 Gskt.	31640 Gskt.	35119 Insl.	35126 Hngr.	35218 Brkt.	35702 Hngr.

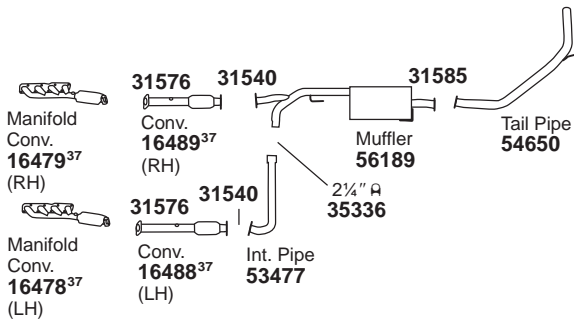
NOT LEGAL FOR SALE IN STATE OF CALIFORNIA  
IN NEW YORK STATE, CONVERTERS LISTED ARE LEGAL FOR FEDERAL/EPA EMISSION VEHICLES ONLY

◆ If welded assembly, replace all required parts.  
⊙ Air Gap Pipe. Appearance may be different than O.E. Pipe. Air space between Pipes acts as a Heat Insulator.

# Modifications and/or additional parts required.  
37 Fits All Emissions Vehicles.

# LIGHT TRUCK

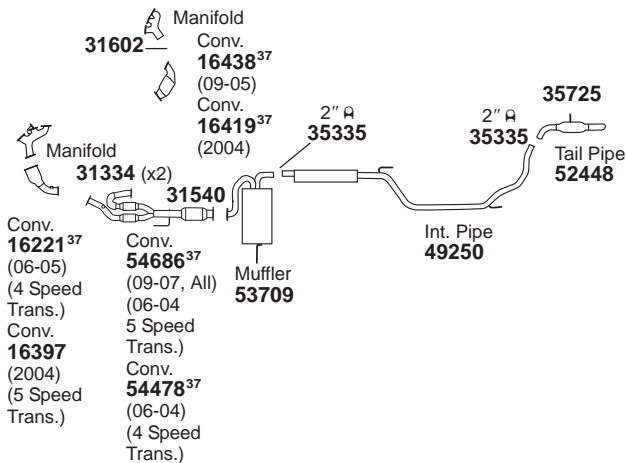
**2004 8 CYL. PATHFINDER w/5.6L ENG. (1117)**



For 16488: Univ. Conv. 93253#  
 For 16489: Univ. Conv. 93253#

## NISSAN Quest

**2009-04 6 CYL. QUEST w/3.5L ENG. (1118)**



For 54478: Univ. Conv. 93237#

31311 Gskt.	31313 Gskt.	31334 Gskt.	31355 Gskt.	31397 Gskt.	31540 Gskt.	31576 Gskt.	31585 Gskt.	31602 Gskt.	35460 Insl.	35725 Insl.	35951 Insl.	

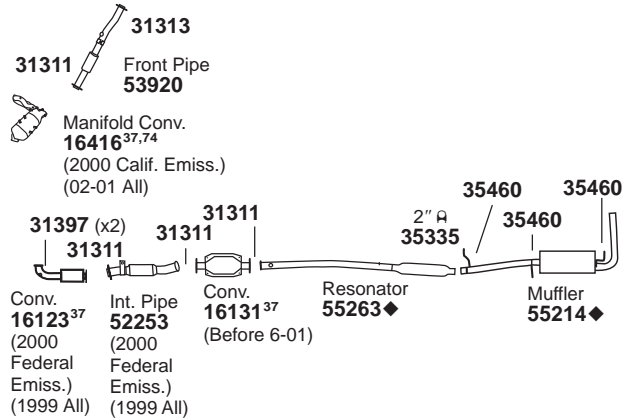
**NOT LEGAL FOR SALE IN STATE OF CALIFORNIA  
 IN NEW YORK STATE, CONVERTERS LISTED ARE LEGAL FOR FEDERAL/EPA EMISSION VEHICLES ONLY**

◆ If welded assembly, replace all required parts.  
 # Modifications and/or additional parts required.  
 10 Fits Federal/EPA Emission Vehicles.

37 Fits All Emissions Vehicles.  
 74 Fits California/50 State Emission Vehicles.

## NISSAN Quest

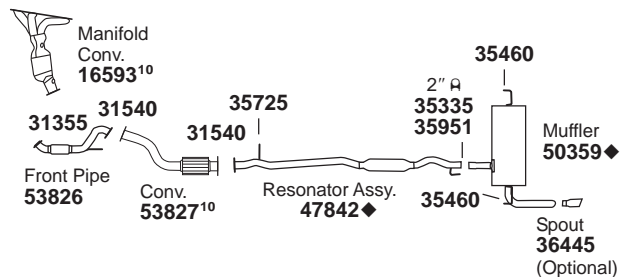
**2002-99 6 CYL. QUEST w/3.3L ENG. (1119)**



For 16123: Univ. Conv. 93271#  
 For 16131: Univ. Conv. 93237#

## NISSAN Rogue

**2014 4 CYL. ROGUE SELECT w/2.5L ENG., FEDERAL EMISSIONS**  
**2013-08 4 CYL. ROGUE w/2.5L ENG., FEDERAL EMISSIONS**



GENERAL INFORMATION

PASSENGER CAR

LIGHT TRUCK

MUFFLER SPECS.

OPTIONAL MUFFLERS

ACCESSORIES

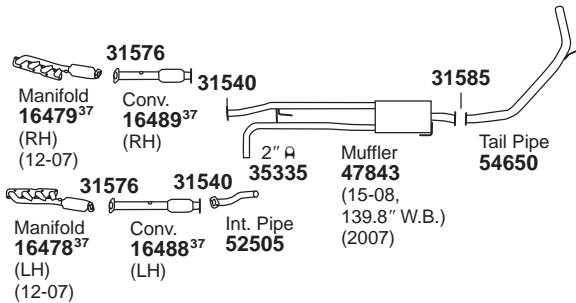
FOOTNOTES

# LIGHT TRUCK

## NISSAN

Titan

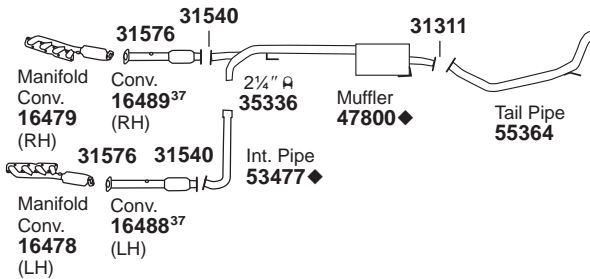
2015-07 8 CYL. TITAN w/5.6L ENG.  
(1121)



**DYNOMAX** SYSTEM AVAILABLE, See DynoMax Catalog

For 16488: Univ. Conv. 93253#  
For 16489: Univ. Conv. 93253#

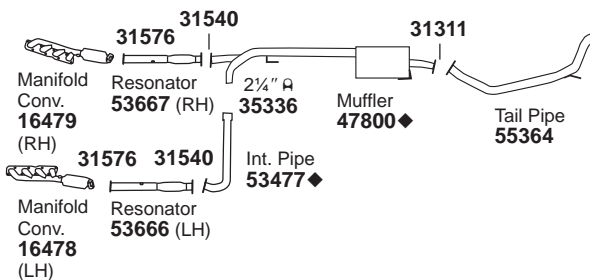
2006-04 8 CYL. TITAN w/5.6L ENG., 4 W.D.  
(1122)



**DYNOMAX** SYSTEM AVAILABLE, See DynoMax Catalog

For 16488: Univ. Conv. 93253#  
For 16489: Univ. Conv. 93253#

2006-04 8 CYL. TITAN w/5.6L ENG., R.W.D.  
(1123)



**DYNOMAX** SYSTEM AVAILABLE, See DynoMax Catalog

31305 Gskt.	31311 Gskt.	31540 Gskt.	31559 Gskt.	31576 Gskt.	31585 Gskt.	35119 Insl.	35126 Hngr.	35218 Brkt.	35702 Hngr.				

NOT LEGAL FOR SALE IN STATE OF CALIFORNIA  
IN NEW YORK STATE, CONVERTERS LISTED ARE LEGAL FOR FEDERAL/EPA EMISSION VEHICLES ONLY

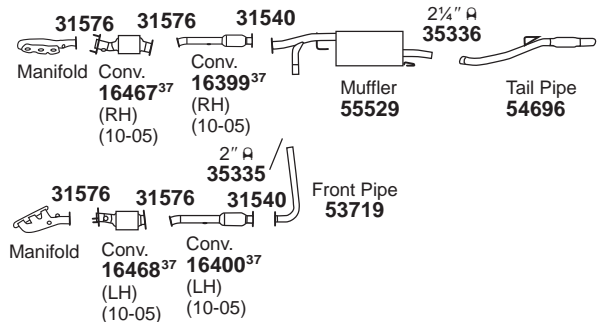
♦ If welded assembly, replace all required parts.  
⊙ Air Gap Pipe. Appearance may be different than O.E. Pipe. Air space between Pipes acts as a Heat Insulator.

# Modifications and/or additional parts required.  
37 Fits All Emissions Vehicles.

## NISSAN

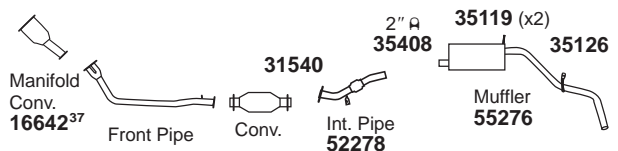
Xterra

2015-05 6 CYL. XTERRA w/4.0L ENG.  
(1124)

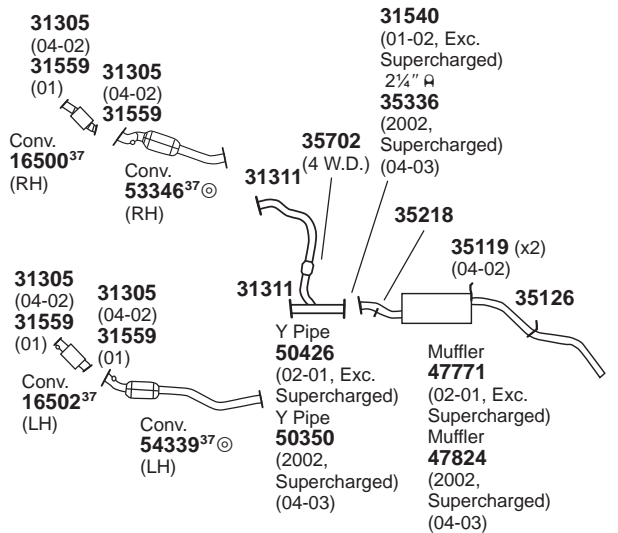


**DYNOMAX** SYSTEM AVAILABLE, See DynoMax Catalog

2004-01 4 CYL. XTERRA w/2.4L ENG.  
(1125)



2004-01 6 CYL. XTERRA w/3.3L ENG.  
(1126)



For 47771: SoundFX 18966  
For 47824: SoundFX 18968  
For 53346: Univ. Conv. 93270#  
For 54339: Univ. Conv. 93270#

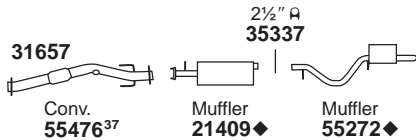


# LIGHT TRUCK

## OLDSMOBILE

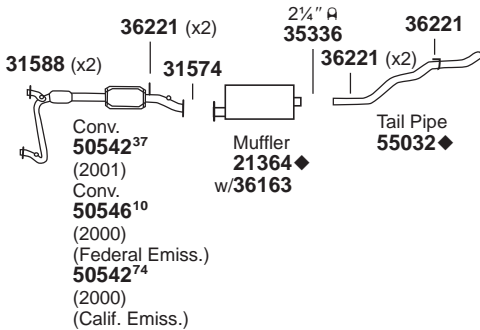
Bravada

2004-02 6 CYL. BRAVADA w/4.2L ENG. (1127)



For 21409: SoundFX 18915  
Super Turbo 17748#  
Univ. SoundFX 17165<sup>596</sup>  
For 55476: Univ. Conv. 93253#

2001-00 6 CYL. BRAVADA w/4.3L ENG. (1128)



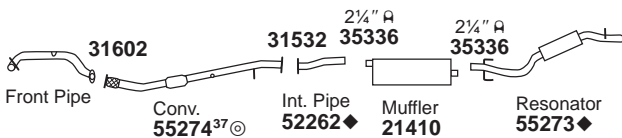
For 21364: SoundFX 18813  
For 50542: Univ. Conv. 93239#

**DYNOMAX** SYSTEM AVAILABLE, See DynoMax Catalog

## OLDSMOBILE

Silhouette

2004-02 6 CYL. SILHOUETTE w/3.4L ENG., F.W.D. (1129)



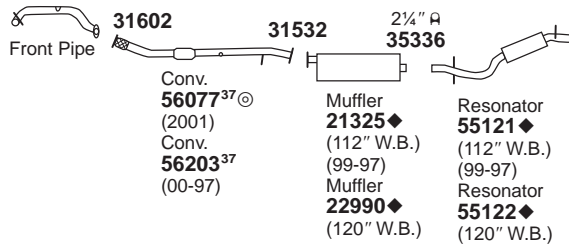
For 21410: SoundFX 18942  
Ultra Flo SS 17282#  
Super Turbo 17731#  
For 55274: Univ. Conv. 93253#

31532 Gskt.	31574 Gskt.	31588 Gskt.	31602 Gskt.	31657 Gskt.	36163 Strap	36221 Insl.

## OLDSMOBILE

Silhouette

2001-97 6 CYL. SILHOUETTE w/3.4L ENG. (1130)

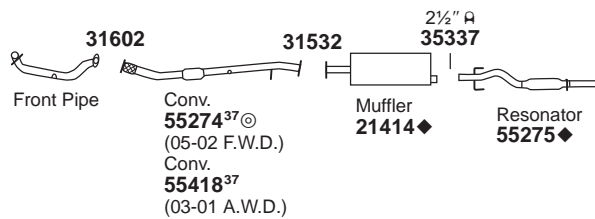


For 21325: SoundFX 18900  
Ultra Flo SS 17282#  
Super Turbo 17731#  
For 22990: SoundFX 18892  
Ultra Flo SS 17282#  
Super Turbo 17731#  
For 56077: Univ. Conv. 93253#

## PONTIAC

Aztek

2005-01 6 CYL. AZTEK, GT, RALLY w/3.4L ENG. (1131)



For 21414: Univ. SoundFX 17165#  
Super Turbo 17679<sup>576</sup>  
For 55274: Univ. Conv. 93253#  
For 55418: Univ. Conv. 93253#

GENERAL INFORMATION

PASSENGER CAR

LIGHT TRUCK

MUFFLER SPECS.

OPTIONAL MUFFLERS

ACCESSORIES

FOOTNOTES

NOT LEGAL FOR SALE IN STATE OF CALIFORNIA  
IN NEW YORK STATE, CONVERTERS LISTED ARE LEGAL FOR FEDERAL/EPA EMISSION VEHICLES ONLY

- ◆ If welded assembly, replace all required parts.
- ⊙ Air Gap Pipe. Appearance may be different than O.E. Pipe. Air space between Pipes acts as a Heat Insulator.
- # Modifications and/or additional parts required.
- 10 Fits Federal/EPA Emission Vehicles.

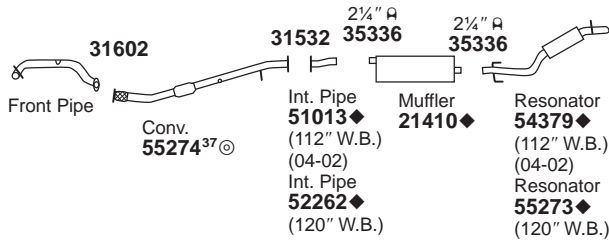
- 37 Fits All Emissions Vehicles.
- 74 Fits California/50 State Emission Vehicles.
- 576 For installation instructions and additional parts required, see the Cross Reference Chart in the Master Catalog.
- 596 Requires 51096 Inlet Pipe.

# LIGHT TRUCK

## PONTIAC

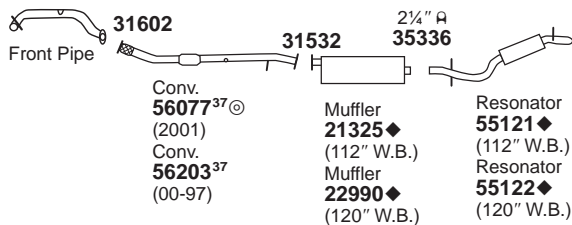
### Montana/Trans Sport

**2005-02 6 CYL. MONTANA w/3.4L ENG., F.W.D. (1132)**  
**(EXC. SPORT SUSPENSION)**



For 21410: SoundFX 18942 Super Turbo 17731#  
Ultra Flo SS 17282#  
For 55274: Univ. Conv. 93253#

**2001-99 6 CYL. MONTANA w/3.4L ENG. (1133)**  
**1998-97 6 CYL. TRANS SPORT, TRANSPORT (1133)**  
**MONTANA w/3.4L ENG.**

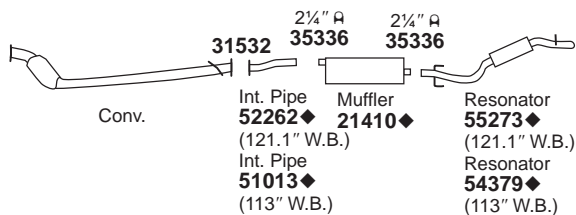


For 21325: SoundFX 18900 Super Turbo 17731#  
Ultra Flo SS 17282#  
For 22990: SoundFX 18892 Super Turbo 17731#  
Ultra Flo SS 17282#  
For 56077: Univ. Conv. 93253#

## PONTIAC

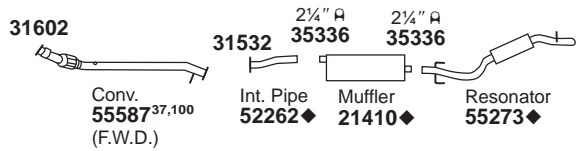
### Montana SV6

**2009-07 6 CYL. MONTANA SV6 w/3.9L ENG. (1134)**  
**(EXC. SPORT SUSPENSION)**



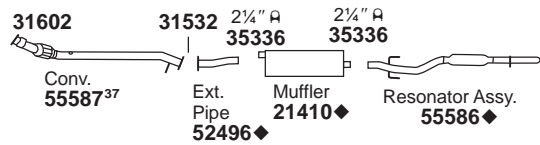
For 21410: SoundFX 18942 Super Turbo 17731#  
Ultra Flo SS 17282#

**2006-05 6 CYL. MONTANA SV6 w/3.5L ENG. (1135)**  
**(EXC. SPORT SUSPENSION)**



For 21410: SoundFX 18942 Super Turbo 17731#  
Ultra Flo SS 17282#  
For 55587: Univ. Conv. 93271#

**2006-05 6 CYL. MONTANA SV6 w/3.5L ENG., (1136)**  
**F.W.D. w/SPORT SUSPENSION**

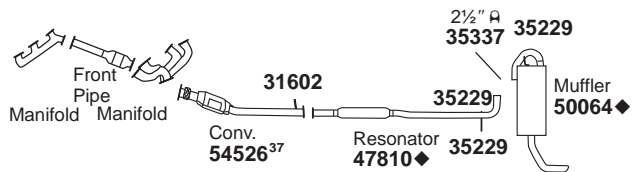


For 21410: SoundFX 18942 Super Turbo 17731#  
Ultra Flo SS 17282#  
For 55587: Univ. Conv. 93271#

## PONTIAC

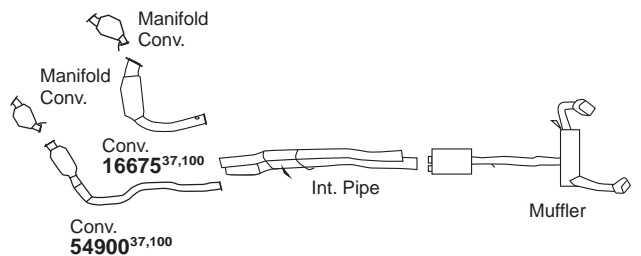
### Torrent

**2009-07 6 CYL. TORRENT w/3.4L ENG. (1137)**



For 54526: Univ. Conv. 93238#

**2009-08 6 CYL. TORRENT w/3.6L ENG. (1138)**



31532 Gskt.	31602 Gskt.	35229 Insl.												

NOT LEGAL FOR SALE IN STATE OF CALIFORNIA  
IN NEW YORK STATE, CONVERTERS LISTED ARE LEGAL FOR FEDERAL/EPA EMISSION VEHICLES ONLY

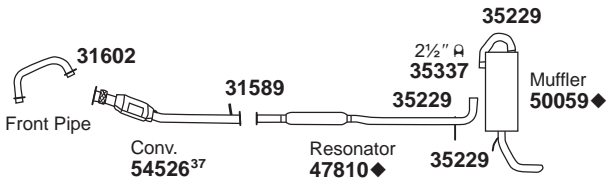
◆ If welded assembly, replace all required parts.  
⊙ Air Gap Pipe. Appearance may be different than O.E. Pipe. Air space between Pipes acts as a Heat Insulator.

# Modifications and/or additional parts required.  
37 Fits All Emissions Vehicles.  
100 Ultra Converter.



# LIGHT TRUCK

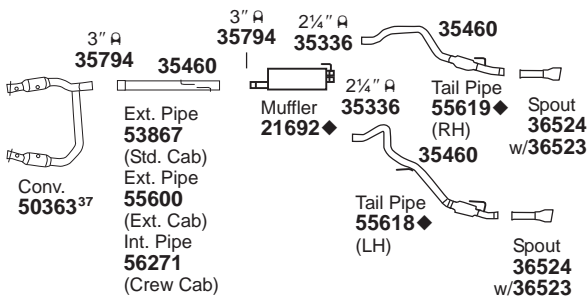
**2006 6 CYL. TORRENT w/3.4L ENG. (1139)**



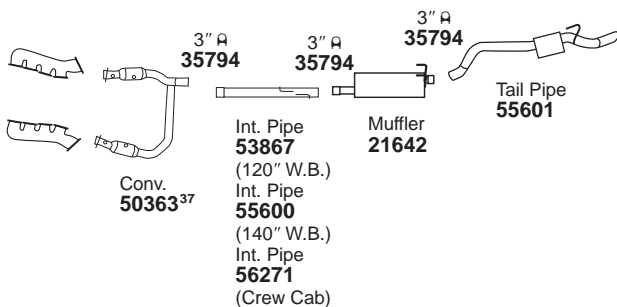
For 54526: Univ. Conv. 93238#

## RAM 1500

**2017-11 8 CYL. 1500 LARAMIE, LARAMIE LONGHORN, SPORT, TRADESMAN w/5.7L ENG. (1140)**

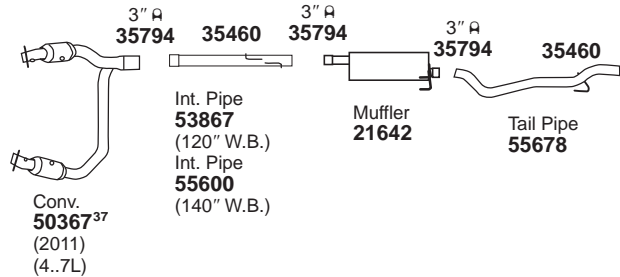


**2017-11 8 CYL. PICKUP 1500 ST, SLT w/5.7L ENG. (1141)**



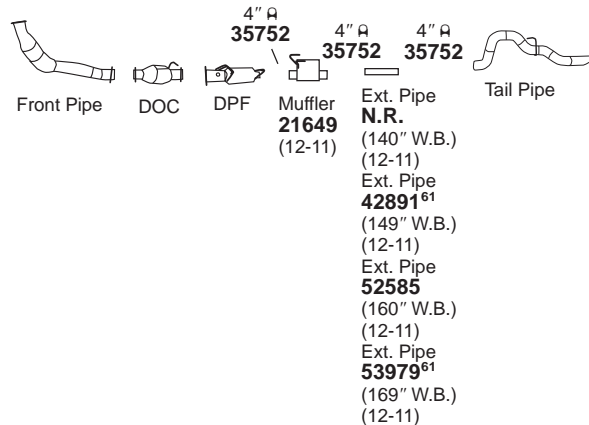
## RAM 1500

**2013-11 8 CYL. 1500 w/4.7L ENG. (1142)**  
**2012-11 6 CYL. 1500 w/3.7L ENG. (1142)**

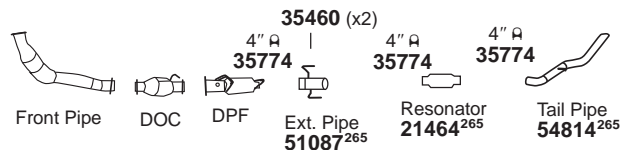


## RAM 2500

**2013-11 6 CYL. PICKUP 2500 w/6.7L CUMMINS TURBO DIESEL ENG., O.E. DESIGN (1143)**



**2012-11 6 CYL. PICKUP 2500 w/6.7L CUMMINS TURBO DIESEL ENG., AFTERMARKET DESIGN (1144)**



31589 Gskt. 	31602 Gskt. 	35229 Insl. 	35460 Insl. 	36523 Clamp 															
--------------------	--------------------	--------------------	--------------------	--------------------	--	--	--	--	--	--	--	--	--	--	--	--	--	--	--

NOT LEGAL FOR SALE IN STATE OF CALIFORNIA  
 IN NEW YORK STATE, CONVERTERS LISTED ARE LEGAL FOR FEDERAL/EPA EMISSION VEHICLES ONLY

◆ If welded assembly, replace all required parts.  
 # Modifications and/or additional parts required.  
 37 Fits All Emissions Vehicles.

61 Cut to fit.  
 265 All parts must be replaced together.

GENERAL INFORMATION

PASSENGER CAR

LIGHT TRUCK

MUFFLER SPECS.

OPTIONAL MUFFLERS

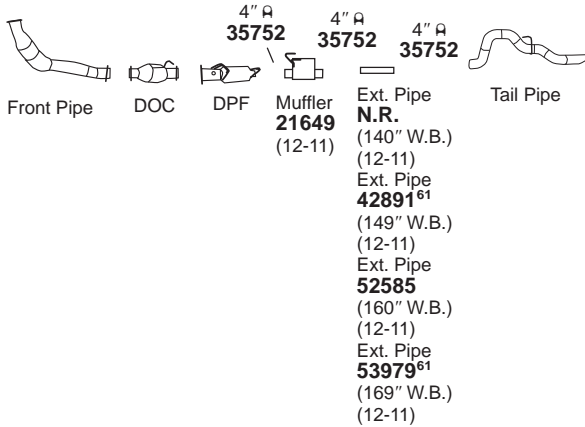
ACCESSORIES

FOOTNOTES

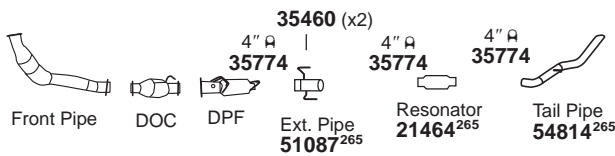
# LIGHT TRUCK

## RAM 3500

2013-11 6 CYL. PICKUP 3500 w/6.7L CUMMINS  
TURBO DIESEL ENG., O.E.  
(1145) DESIGN

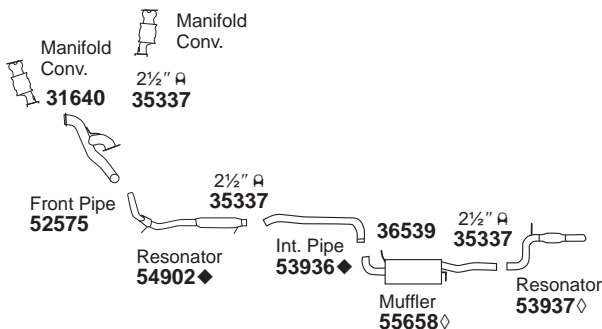


2012-11 6 CYL. PICKUP 3500 w/6.7L CUMMINS  
TURBO DIESEL ENG.,  
(1146) AFTERMARKET DESIGN



## RAM C/V

2015-12 6 CYL. C/V w/3.6L ENG.  
(1147)



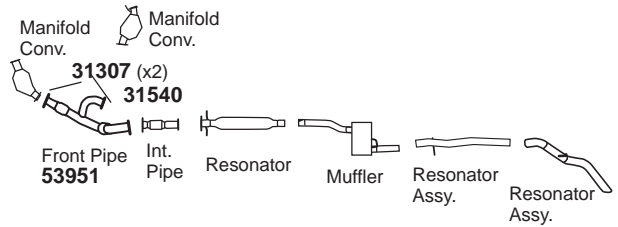
31307 Gskt.	31540 Gskt.	31554 Gskt.	31574 Gskt.	31610 Gskt.	31640 Gskt.	35460 Insl.	36539 Clmp.							

NOT LEGAL FOR SALE IN STATE OF CALIFORNIA  
IN NEW YORK STATE, CONVERTERS LISTED ARE LEGAL FOR FEDERAL/EPA EMISSION VEHICLES ONLY

- ◇ If welded assembly, replace all required parts.
- ◆ If welded assembly, replace all required parts.
- # Modifications and/or additional parts required.

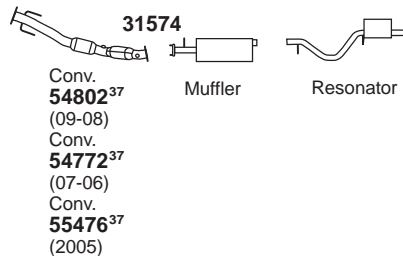
## RAM Promaster

2017-14 6 CYL. PROMASTER 1500, 2500, 3500  
VAN w/3.6L ENG., ALL  
(1148) WHEELBASES



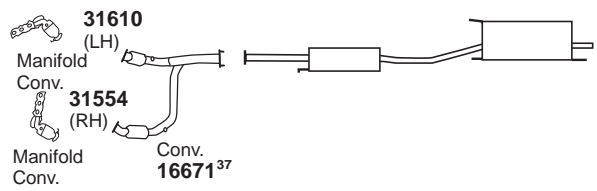
## SAAB 9-7X

2009-06 6 CYL. 9-7X w/4.2L ENG.  
2005 6 CYL. 9-7X LINEAR w/4.2L ENG.  
(1149)



For 55476: Univ. Conv. 93253#

2009-08 8 CYL. 9-7X w/6.0L ENG.  
2009-06 8 CYL. 9-7X w/5.3L ENG.  
(1150)



Please note this is the under side of the exhaust system.

37 Fits All Emissions Vehicles.

61 Cut to fit.

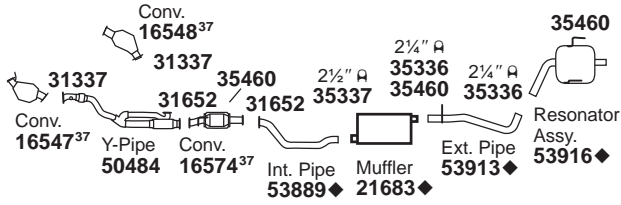
265 All parts must be replaced together.

# LIGHT TRUCK

## SATURN

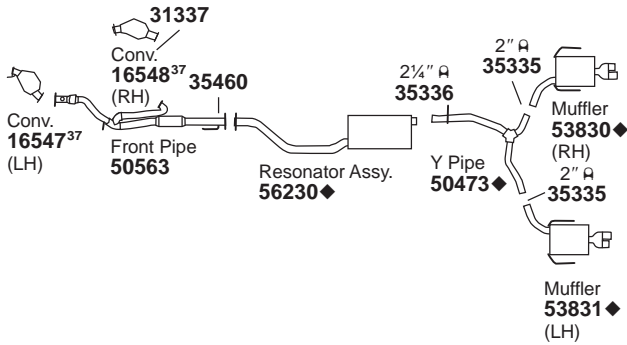
### Outlook

2010-09 6 CYL. OUTLOOK XE w/3.6L ENG. (1151)

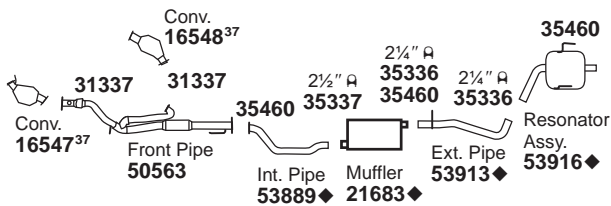


For 16574: Univ. Conv. 93238#

2008-07 6 CYL. OUTLOOK w/3.6L ENG., DUAL EXHAUST (1152)



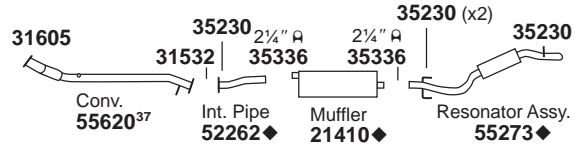
2008-07 6 CYL. OUTLOOK w/3.6L ENG., SINGLE EXHAUST (1153)



## SATURN

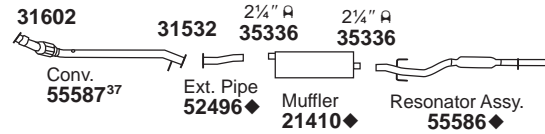
### Relay

2007 6 CYL. RELAY-1 w/3.9L ENG.  
2007 6 CYL. RELAY-2 w/3.9L ENG.  
2007 6 CYL. RELAY-3 w/3.9L ENG. (1154)



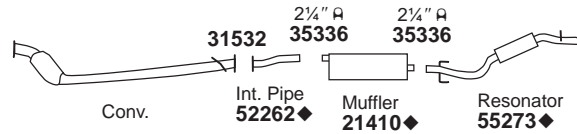
For 21410: SoundFX 18942 Ultra Flo SS 17282# Super Turbo 17731#

2006-05 6 CYL. RELAY-2 w/3.5L ENG., w/SPORT SUSPENSION, F.W.D.  
2006-05 6 CYL. RELAY-3 w/3.5L ENG., w/SPORT SUSPENSION, F.W.D. (1155)



For 21410: SoundFX 18942 Ultra Flo SS 17282# Super Turbo 17731#  
For 55587: Univ. Conv. 93271#

2006-05 6 CYL. RELAY-3 w/3.5L ENG., A.W.D. (1156)

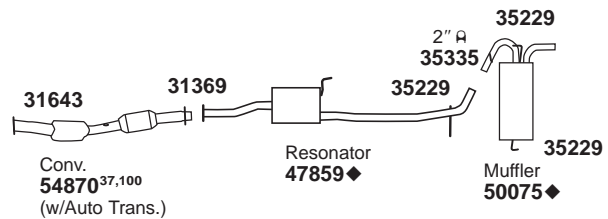


For 21410: SoundFX 18942 Ultra Flo SS 17282# Super Turbo 17731#

## SATURN

### VUE

2010-08 4 CYL. VUE w/2.4L ENG. (1157)



31337 Gskt.	31369 Gskt.	31532 Gskt.	31602 Gskt.	31605 Gskt.	31643 Gskt.	31652 Gskt.	35229 Insl.	35230 Insl.	35460 Insl.				
----------------	----------------	----------------	----------------	----------------	----------------	----------------	----------------	----------------	----------------	--	--	--	--

NOT LEGAL FOR SALE IN STATE OF CALIFORNIA  
IN NEW YORK STATE, CONVERTERS LISTED ARE LEGAL FOR FEDERAL/EPA EMISSION VEHICLES ONLY

◆ If welded assembly, replace all required parts.  
# Modifications and/or additional parts required.

37 Fits All Emissions Vehicles.  
100 Ultra Converter.

GENERAL INFORMATION

PASSENGER CAR

LIGHT TRUCK

MUFFLER SPECS.

OPTIONAL MUFFLERS

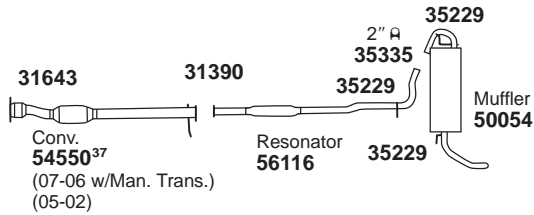
ACCESSORIES

FOOTNOTES

# LIGHT TRUCK

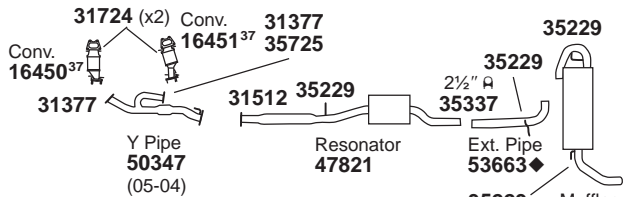
## SATURN VUE

2007-02 4 CYL. VUE w/2.2L ENG.  
(1158)

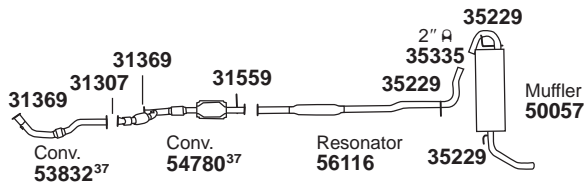


For 54550: Univ. Conv. 93251#

2007-04 6 CYL. VUE w/3.5L ENG.  
(1159)

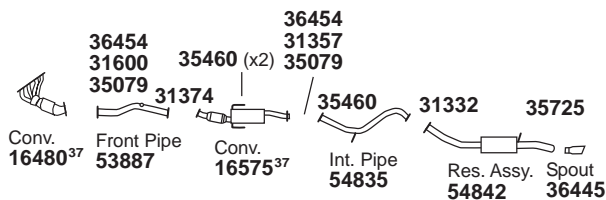


2003-02 6 CYL. VUE w/3.0L ENG.  
(1160)



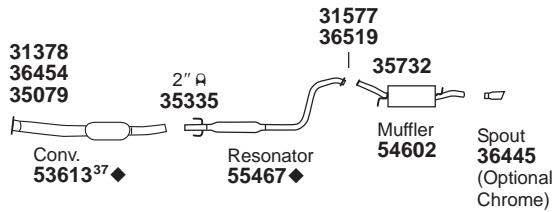
## SCION XB

2014-08 4 CYL. XB w/2.4L ENG.  
(1161)



31307 Gskt.	31310 Gskt.	31311 Gskt.	31332 Gskt.	31357 Gskt.	31362 Gskt.	31369 Gskt.	31374 Gskt.	31377 Gskt.	31378 Gskt.	31388 Gskt.	31390 Gskt.	31512 Gskt.	31559 Gskt.

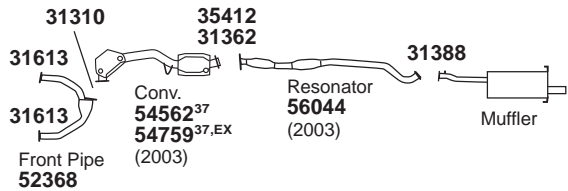
2006-04 4 CYL. XB w/1.5L ENG.  
(1162)



For 53613: Univ. Conv. 93251#

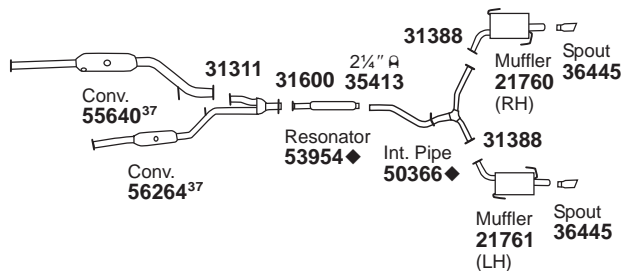
## SUBARU Baja

2006-03 4 CYL. BAJA w/2.5L ENG., NON TURBO  
(1163)



## SUBARU Tribeca

2014-10 6 CYL. TRIBECA w/3.6L ENG.  
(1164)

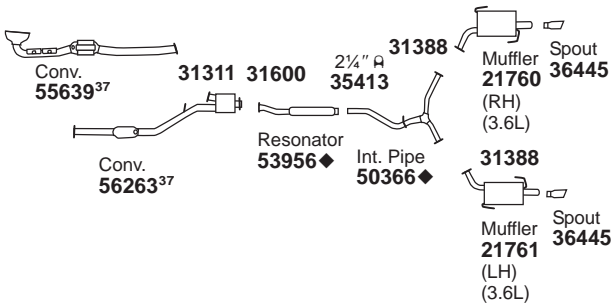


NOT LEGAL FOR SALE IN STATE OF CALIFORNIA

IN NEW YORK STATE, CONVERTERS LISTED ARE LEGAL FOR FEDERAL/EPA EMISSION VEHICLES ONLY

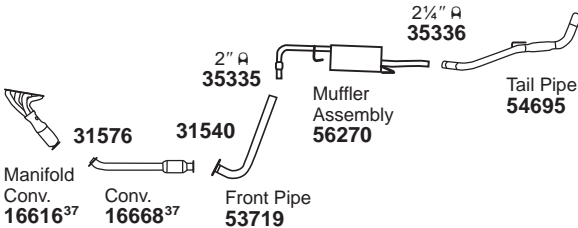
# LIGHT TRUCK

2009-08 6 CYL. TRIBECA w/3.6L ENG.  
 2007-06 6 CYL. B9 TRIBECA w/3.0L ENG.  
 (1165)



## SUZUKI Equator

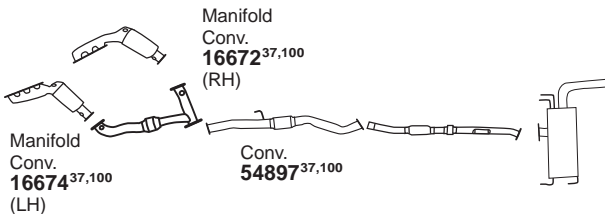
2012-09 4 CYL. EQUATOR w/2.5L ENG.  
 (1166)



For 16668: Univ. Conv. 93252#

## SUZUKI Grand Vitara

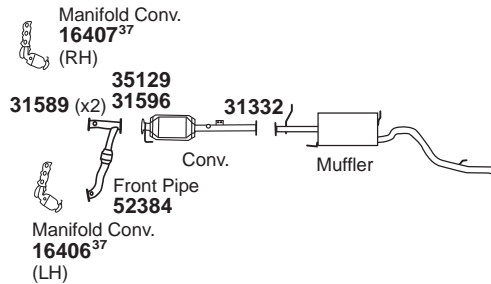
2008-06 6 CYL. GRAND VITARA w/2.7L ENG.  
 (1167)



For 54897: Univ. Conv. 93252#

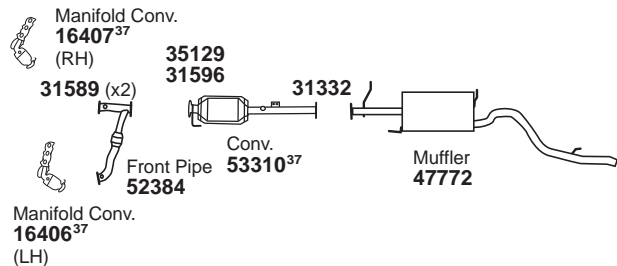
## SUZUKI Grand Vitara

2005-03 6 CYL. GRAND VITARA w/2.5L ENG.  
 2002 6 CYL. GRAND VITARA w/2.5L ENG.  
 2 W. D. FROM CHASSIS No. 24151392, 4 W. D. FROM CHASSIS No. 24153267  
 (1168)



2002 6 CYL. GRAND VITARA w/2.5L ENG.  
 2 W. D. TO CHASSIS No. 24151391, 4 W. D. TO CHASSIS No. 24153266

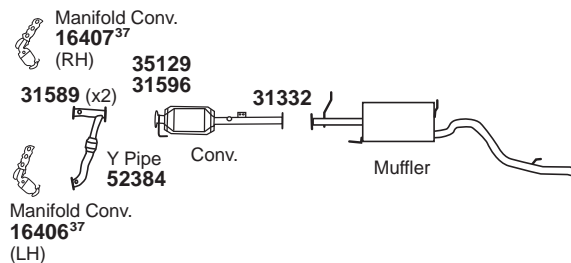
2001-99 6 CYL. GRAND VITARA w/2.5L ENG.  
 (1169)



For 47772: SoundFX 18888

For 53310: Univ. Conv. 93302#

2001 (1170) 6 CYL. GRAND VITARA XL-7 w/2.7L ENG.



31311 Gskt.	31332 Gskt.	31388 Gskt.	31540 Gskt.	31576 Gskt.	31589 Gskt.	31596 Gskt.	31600 Gskt.	35129 Bolt Kit						

NOT LEGAL FOR SALE IN STATE OF CALIFORNIA  
 IN NEW YORK STATE, CONVERTERS LISTED ARE LEGAL FOR FEDERAL/EPA EMISSION VEHICLES ONLY

◆ If welded assembly, replace all required parts.  
 # Modifications and/or additional parts required.

37 Fits All Emissions Vehicles.  
 100 Ultra Converter.

GENERAL INFORMATION

PASSENGER CAR

LIGHT TRUCK

MUFFLER SPECS.

OPTIONAL MUFFLERS

ACCESSORIES

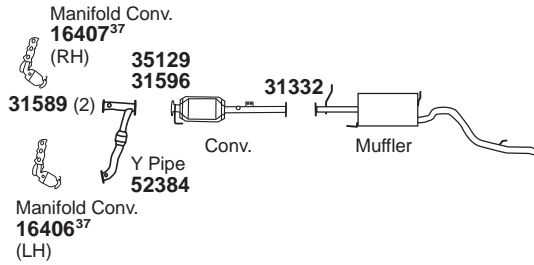
FOOTNOTES

# LIGHT TRUCK

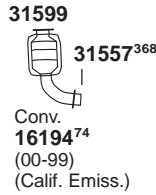
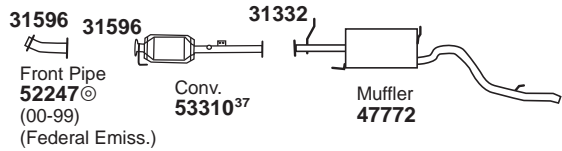
## SUZUKI

Vitara

**2004 6 CYL. VITARA w/2.5L ENG. (1171)**



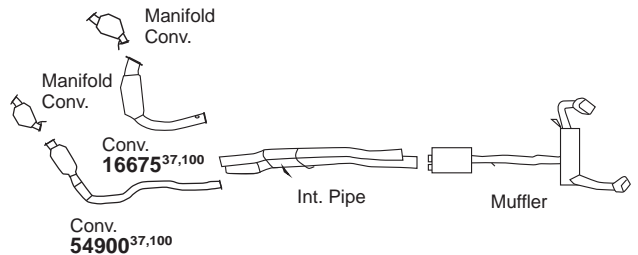
**2003-99 4 CYL. VITARA w/2.0L ENG., 4 DR. (1173)**



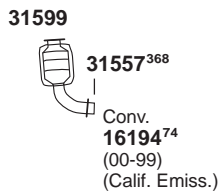
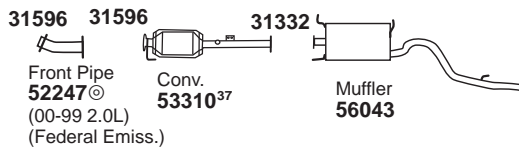
For 16194: Univ. Conv. 93236#  
 For 47772: SoundFX 18888  
 For 53310: Univ. Conv. 93302#

## SUZUKI XL-7

**2009-07 6 CYL. XL-7 w/3.6L ENG. (1174)**

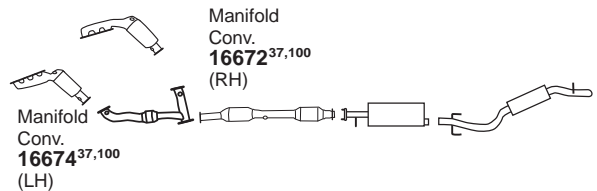


**2003-99 4 CYL. VITARA w/2.0L ENG., 2 DR. (1172)**  
**2001-99 4 CYL. VITARA w/1.6L ENG. (1172)**



For 16194: Univ. Conv. 93236#  
 For 53310: Univ. Conv. 93302#  
 For 56043: SoundFX 18931

**2006-04 6 CYL. XL-7 w/2.7L ENG. (1175)**



31332 Gskt.	31557 Gskt.	31589 Gskt.	31596 Gskt.	31599 Gskt.	35129 Bolt Kit									

**NOT LEGAL FOR SALE IN STATE OF CALIFORNIA  
 IN NEW YORK STATE, CONVERTERS LISTED ARE LEGAL FOR FEDERAL/EPA EMISSION VEHICLES ONLY**

Ⓞ Air Gap Pipe. Appearance may be different than O.E. Pipe. Air space between Pipes acts as a Heat Insulator.

# Modifications and/or additional parts required.

<sup>37</sup> Fits All Emissions Vehicles.

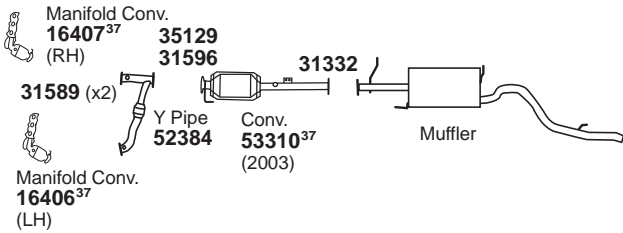
<sup>74</sup> Fits California/50 State Emission Vehicles.

<sup>100</sup> Ultra Converter.

<sup>368</sup> O.E. Bracket not required.

# LIGHT TRUCK

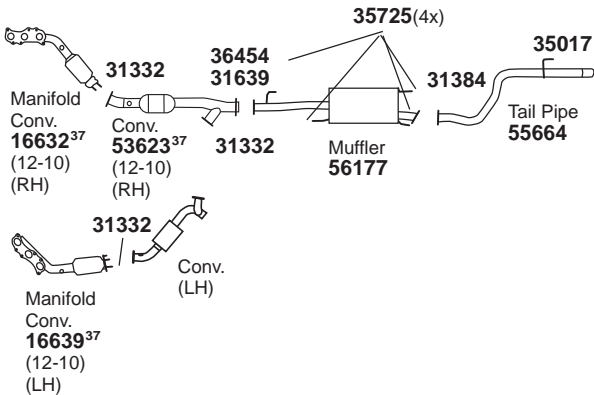
**2003** 6 CYL. XL-7 w/2.7L ENG. (2 W.D. TO CHASSIS 241029130 (4W.D. TO CHASSIS 24108345) (2nd DESIGN)  
**2002 (1176)** 6 CYL. XL-7 w/2.7L ENG.



For 53310: Univ. Conv. 93302#

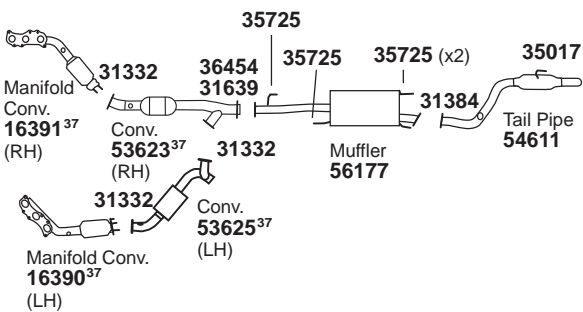
## TOYOTA 4Runner

**2015-10** 6 CYL. 4RUNNER w/4.0L ENG. (1177)



For 53623: Univ. Conv. 93251#

**2009-03** 6 CYL. 4RUNNER w/4.0L ENG. (1178)

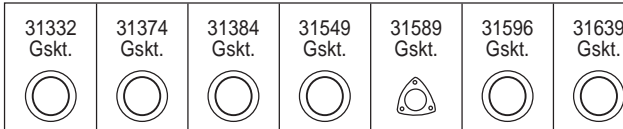


For 16390: Univ. Conv. 93251#

For 16391: Univ. Conv. 93251#

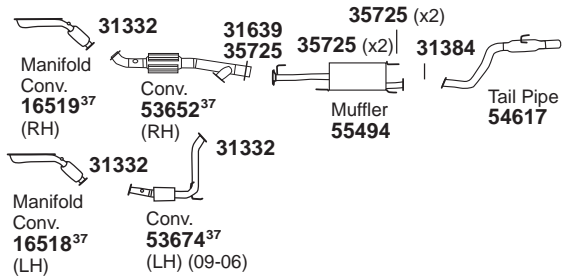
For 53623: Univ. Conv. 93251#

For 53625: Univ. Conv. 93251#



## TOYOTA 4Runner

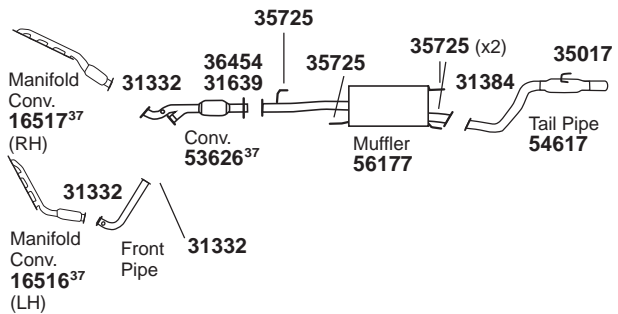
**2009-05** 8 CYL. 4RUNNER w/4.7L ENG. (1179)



For 16518: Univ. Conv. 93251#

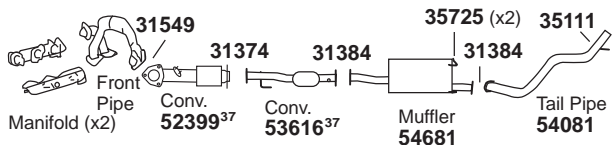
For 16519: Univ. Conv. 93251#

**2004-03** 8 CYL. 4RUNNER w/4.7L ENG. (1180)



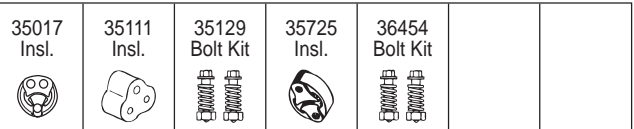
For 53626: Univ. Conv. 93251#

**2002-01** V6 CYL. 4RUNNER w/3.4L ENG. (1181)



For 52399: Univ. Conv. 93271#

For 53616: Univ. Conv. 93252#



GENERAL INFORMATION

PASSENGER CAR

LIGHT TRUCK

MUFFLER SPECS.

OPTIONAL MUFFLERS

ACCESSORIES

FOOTNOTES

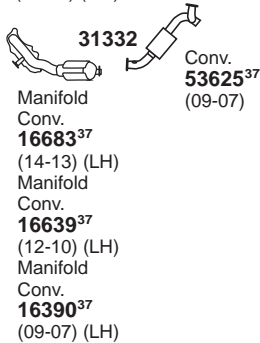
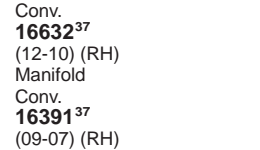
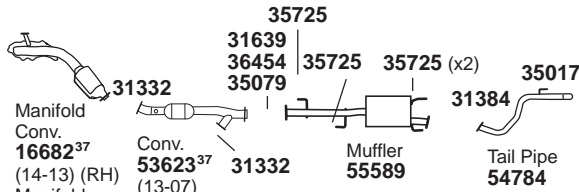
NOT LEGAL FOR SALE IN STATE OF CALIFORNIA  
 IN NEW YORK STATE, CONVERTERS LISTED ARE LEGAL FOR FEDERAL/EPA EMISSION VEHICLES ONLY



# LIGHT TRUCK

## TOYOTA FJ Cruiser

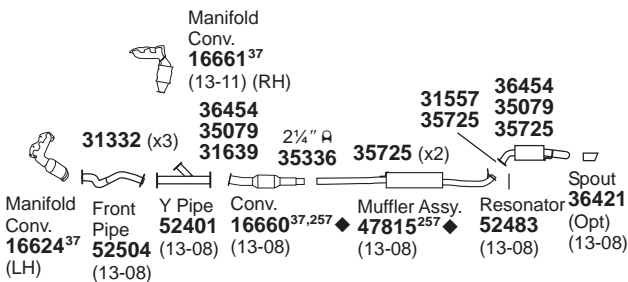
2014-07 6 CYL. FJ CRUISER w/4.0L ENG.  
(1182)



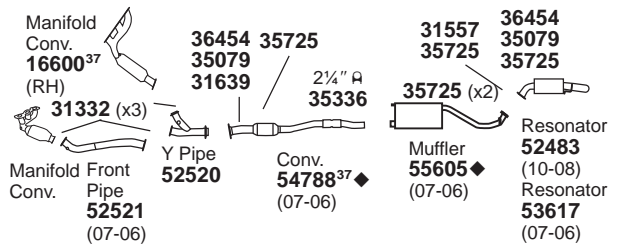
For 16390: Univ. Conv. 93251#  
For 16391: Univ. Conv. 93251#  
For 53623: Univ. Conv. 93251#  
For 53625: Univ. Conv. 93251#

## TOYOTA Highlander

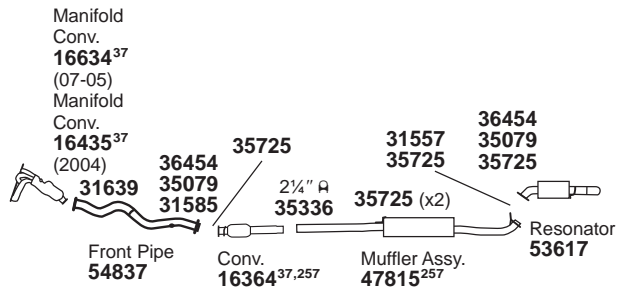
2015-08 6 CYL. HIGHLANDER w/3.5L ENG.  
(1183) (EXC. HYBRID)



2010-06 6 CYL. HIGHLANDER HYBRID w/3.3L  
(1184) ENG.

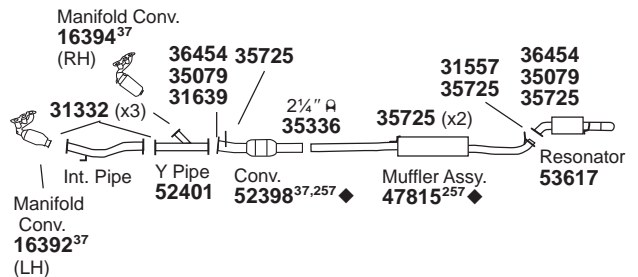


2007-04 4 CYL. HIGHLANDER w/2.4L ENG.  
(1185)



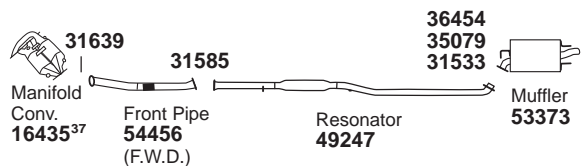
For 16364: Univ. Conv. 93252#

2007-04 6 CYL. HIGHLANDER w/3.3L ENG.  
(1186) (EXC. 07-06 HYBRID)



For 52398: Univ. Conv. 93253#

2003-01 4 CYL. HIGHLANDER w/2.4L ENG.  
(1187)



31332 Gskt.	31384 Gskt.	31533 Gskt.	31557 Gskt.	31585 Gskt.	31639 Gskt.	35017 Insl.	35079 Hex Nut	35725 Insl.	36454 Bolt Kit				

NOT LEGAL FOR SALE IN STATE OF CALIFORNIA  
IN NEW YORK STATE, CONVERTERS LISTED ARE LEGAL FOR FEDERAL/EPA EMISSION VEHICLES ONLY

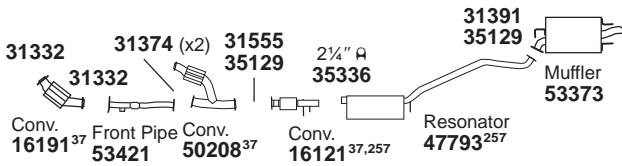
◆ If welded assembly, replace all required parts.  
# Modifications and/or additional parts required.  
37 Fits All Emissions Vehicles.

257 Only failed Converters may be replaced. To connect Resonator or Converter to O.E. part cut at appropriate location.



# LIGHT TRUCK

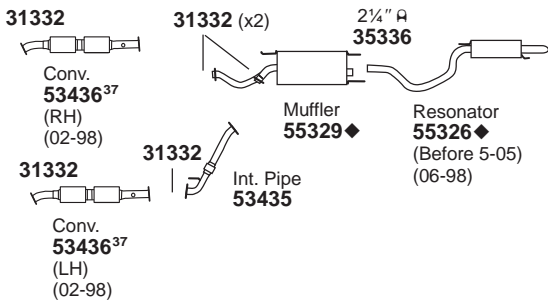
**2003-01 6 CYL. HIGHLANDER w/3.0L ENG. (1188)**



For 16121: Univ. Conv. 93237#  
 For 16191: Univ. Conv. 93270#  
 For 50208: Univ. Conv. 93271#

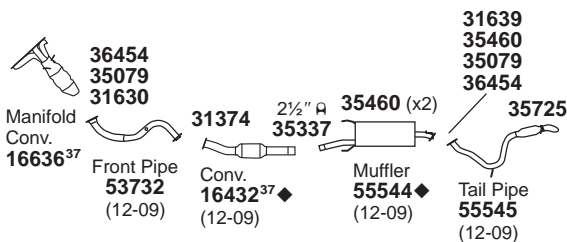
## TOYOTA Land Cruiser

**2007-98 8 CYL. LAND CRUISER w/4.7L ENG. (1189)**



## TOYOTA RAV4

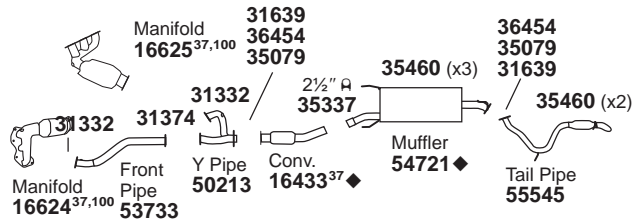
**2016-09 4 CYL. RAV4 w/2.5L ENG. (1190)**



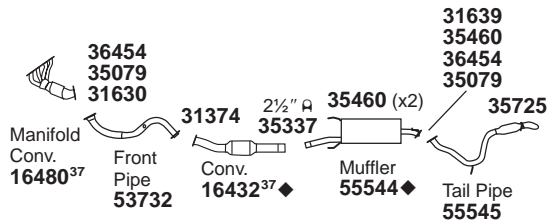
31332 Gskt.	31374 Gskt.	31391 Gskt.	31555 Gskt.	31600 Gskt.	31630 Gskt.	31639 Gskt.

## TOYOTA RAV4

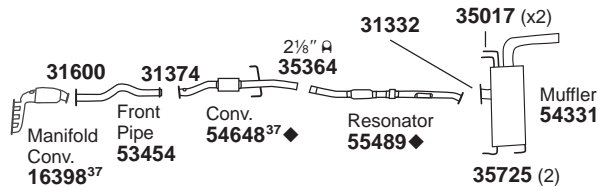
**2012-06 6 CYL. RAV4 w/3.5L ENG. (1191)**



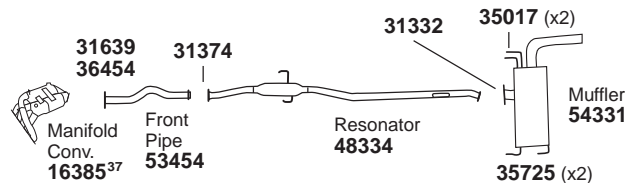
**2008-06 4 CYL. RAV4 w/2.4L ENG. (1192)**



**2005-04 4 CYL. RAV4 w/2.4L ENG. (1193)**



**2003-01 4 CYL. RAV4 w/2.0L ENG. (1194)**



35017 Insl.	35079 Hex Nut	35129 Bolt Kit	35460 Insl.	35725 Insl.	36454 Bolt Kit

NOT LEGAL FOR SALE IN STATE OF CALIFORNIA  
 IN NEW YORK STATE, CONVERTERS LISTED ARE LEGAL FOR FEDERAL/EPA EMISSION VEHICLES ONLY

- ◆ If welded assembly, replace all required parts.
- # Modifications and/or additional parts required.
- 37 Fits All Emissions Vehicles.

- 100 Ultra Converter.
- 257 Only failed Converters may be replaced. To connect Resonator or Converter to O.E. part cut at appropriate location.

GENERAL  
INFORMATION

PASSENGER  
CAR

LIGHT  
TRUCK

MUFFLER  
SPECS.

OPTIONAL  
MUFFLERS

ACCESSORIES

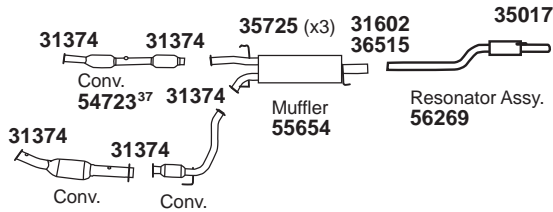
FOOTNOTES

# LIGHT TRUCK

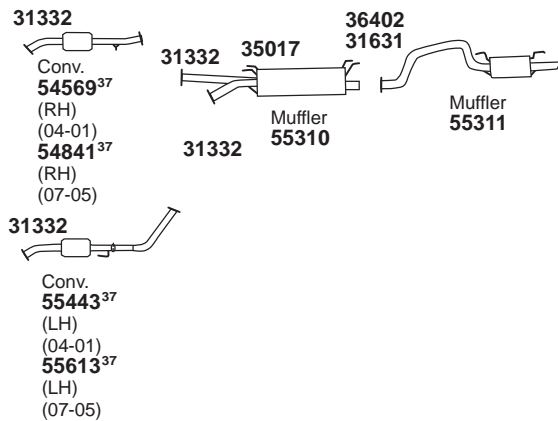
## TOYOTA

### Sequoia

2015-08 8 CYL. SEQUOIA w/5.7L ENG.  
 2012-10 8 CYL. SEQUOIA w/4.6L ENG.  
 (1195)



2007-01 8 CYL. SEQUOIA w/4.7L ENG.  
 (1196)

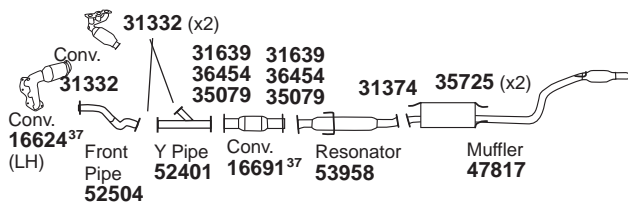


For 54569: Univ. Conv. 93231#  
 For 55443: Univ. Conv. 93231#

## TOYOTA

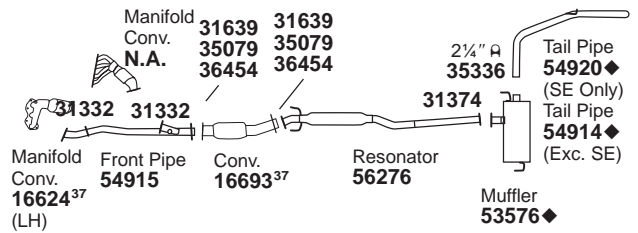
### Sienna

2016-11 6 CYL. SIENNA w/3.5L ENG., A.W.D.  
 (1197)



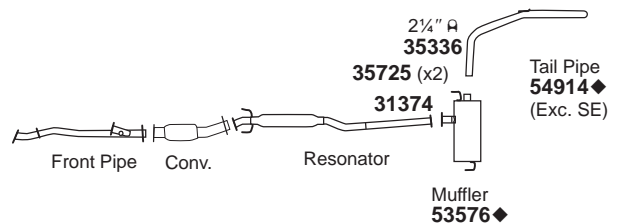
For 16691: Univ. Conv. 93203#

2016-11 8 CYL. SIENNA w/3.5L ENG., F.W.D.  
 (1198)

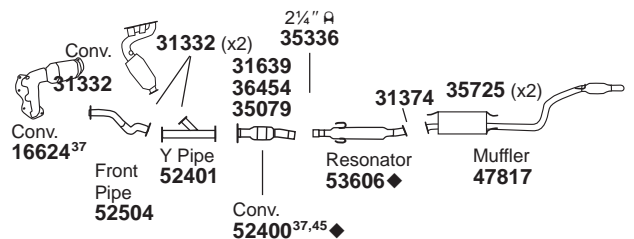


For 16693: Univ. Conv. 93253#

2013-11 4 CYL. SIENNA w/2.7L ENG.  
 (1199)



2010-07 6 CYL. SIENNA w/3.5L ENG., A.W.D.  
 (1200)



For 52400: Univ. Conv. 93253#

31332 Gskt.	31374 Gskt.	31602 Gskt.	31631 Gskt.	31639 Gskt.	35017 Insl.	35079 Hex Nut	35725 Insl.	36402 Clmp.	36454 Bolt Kit	36515 Clamp			

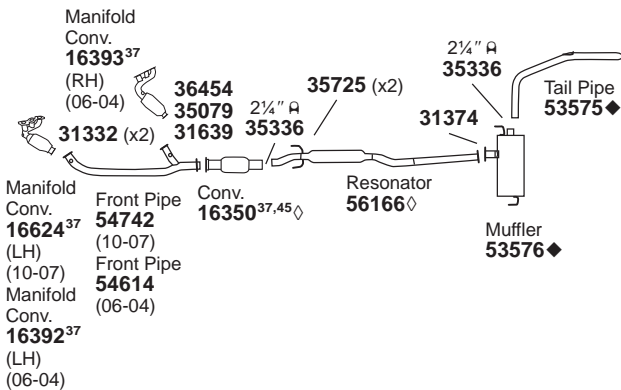
NOT LEGAL FOR SALE IN STATE OF CALIFORNIA  
 IN NEW YORK STATE, CONVERTERS LISTED ARE LEGAL FOR FEDERAL/EPA EMISSION VEHICLES ONLY

- ◆ If welded assembly, replace all required parts.
- # Modifications and/or additional parts required.
- 37 Fits All Emissions Vehicles.

- 45 OE exhaust system is completely welded. Additional adapters and cutting the OE pipes may be required to complete installation. Only failed Converters may be replaced.

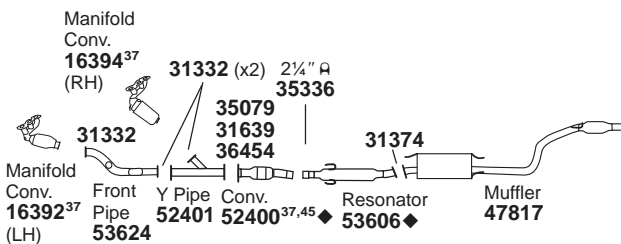
# LIGHT TRUCK

**2010-07 6 CYL. SIENNA w/3.5L ENG., F.W.D.**  
**2006-04 6 CYL. SIENNA w/3.3L ENG., F.W.D.**  
**(1201)**



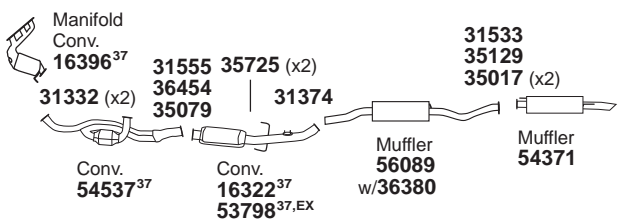
For 16350: Univ. Conv. 93253#

**2006-04 6 CYL. SIENNA w/3.3L ENG., A.W.D.**  
**(1202)**



For 52400: Univ. Conv. 93253#

**2003-01 6 CYL. SIENNA w/3.0L ENG.**  
**(1203)**

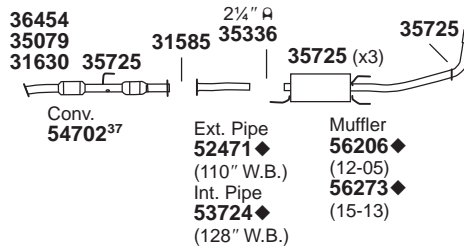


For 16322: Univ. Conv. 93252#

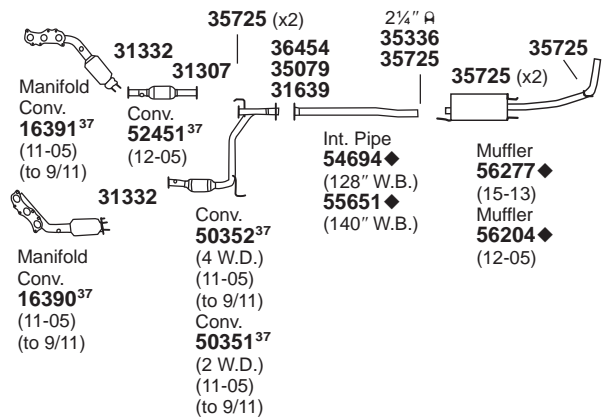
For 54537: Univ. Conv. 93270#

## TOYOTA Tacoma Pickup

**2015-05 4 CYL. TACOMA w/2.7L ENG., 110",**  
**(1204)** **128" W.B.**



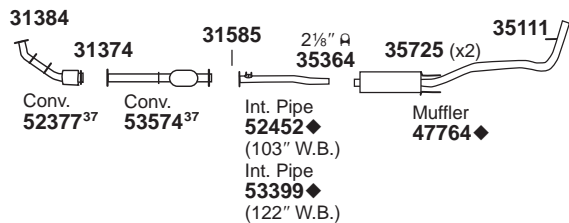
**2015-05 6 CYL. TACOMA w/4.0L ENG.**  
**(1205)**



For 16390: Univ. Conv. 93251#

For 16391: Univ. Conv. 93251#

**2004-01 4 CYL. TACOMA w/2.4L ENG.**  
**(1206)**



For 47764: SoundFX 18970

For 52377: Univ. Conv. 93270#

For 53574: Univ. Conv. 93252#

31307 Gskt.	31332 Gskt.	31374 Gskt.	31384 Gskt.	31533 Gskt.	31555 Gskt.	31585 Gskt.	31630 Gskt.	31639 Gskt.	35017 Insl.	35079 Hex Nut	35111 Insl.	35129 Bolt Kit	35725 Insl.

**NOT LEGAL FOR SALE IN STATE OF CALIFORNIA**  
**IN NEW YORK STATE, CONVERTERS LISTED ARE LEGAL FOR FEDERAL/EPA EMISSION VEHICLES ONLY**

- ◇ If welded assembly, replace all required parts.
- ◆ If welded assembly, replace all required parts.
- # Modifications and/or additional parts required.
- 37 Fits All Emissions Vehicles.

- 45 OE exhaust system is completely welded. Additional adapters and cutting the OE pipes may be required to complete installation. Only failed Converters may be replaced.

EX Optional Ultra EX Converter - Extra Precious Metal Loading.

GENERAL INFORMATION

PASSENGER CAR

LIGHT TRUCK

MUFFLER SPECS.

OPTIONAL MUFFLERS

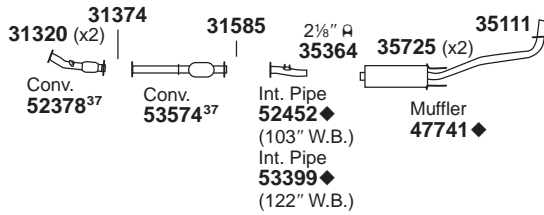
ACCESSORIES

FOOTNOTES

# LIGHT TRUCK

## TOYOTA Tacoma Pickup

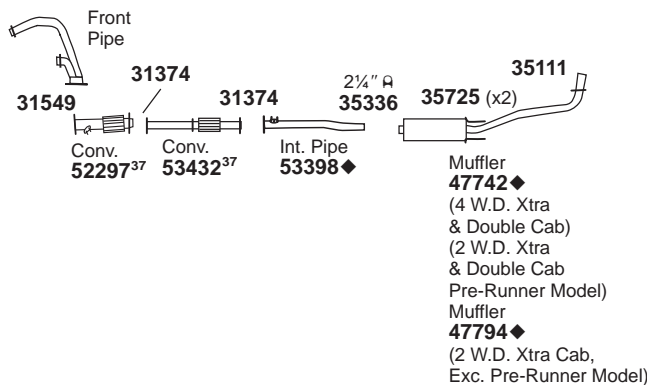
2004-01 4 CYL. TACOMA w/2.7L ENG.  
(1207)



**DYNOMAX** SYSTEM AVAILABLE, See DynoMax Catalog

For 47741: SoundFX 18587  
For 52378: Univ. Conv. 93271#  
For 53574: Univ. Conv. 93252#

2004-01 6 CYL. TACOMA w/3.4L ENG.  
(1208)

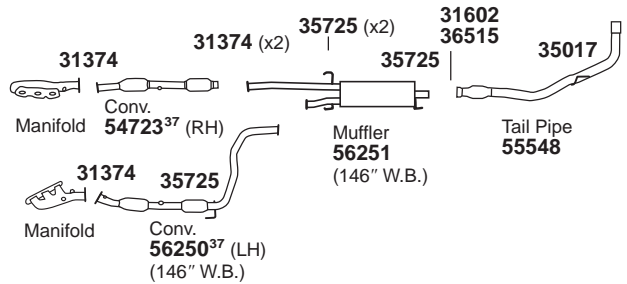


For 47742: SoundFX 18825  
For 52297: Univ. Conv. 93271#  
For 53432: Univ. Conv. 93303#

31320 Gskt.	31332 Gskt.	31374 Gskt.	31549 Gskt.	31585 Gskt.	31602 Gskt.	31631 Gskt.	35017 Insl.	35111 Insl.	35725 Insl.	36402 Clmp.	36515 Clamp		

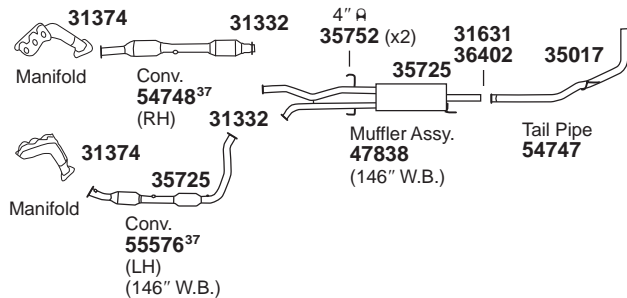
## TOYOTA Tundra Pickup

2015-10 8 CYL. TUNDRA w/4.6L, 5.7L ENG.  
(1209)

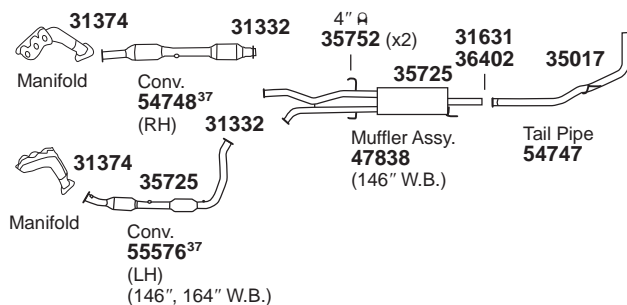


**DYNOMAX** SYSTEM AVAILABLE, See DynoMax Catalog

2011-07 6 CYL. TUNDRA w/4.0L ENG.  
(1210)



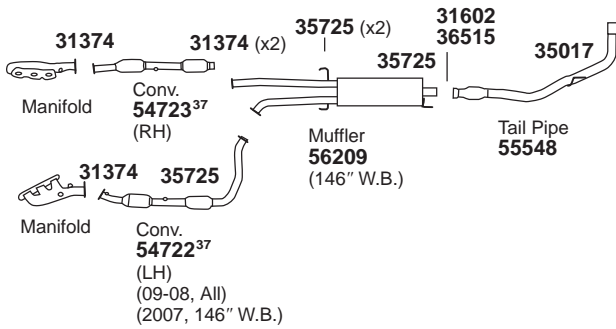
2009-07 8 CYL. TUNDRA w/4.7L ENG.  
(1211)



NOT LEGAL FOR SALE IN STATE OF CALIFORNIA  
IN NEW YORK STATE, CONVERTERS LISTED ARE LEGAL FOR FEDERAL/EPA EMISSION VEHICLES ONLY

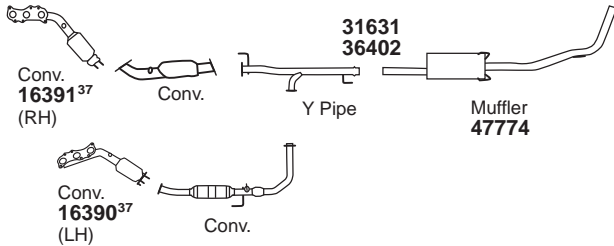
# LIGHT TRUCK

## 2009-07 8 CYL. TUNDRA w/5.7L ENG. (1212)



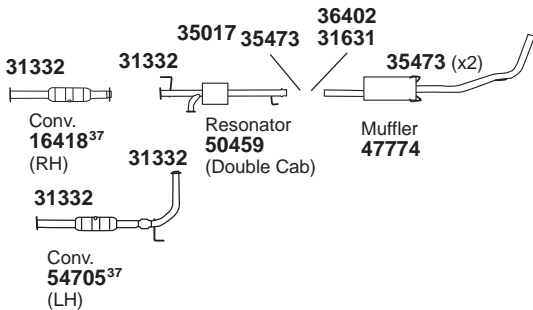
**DYNOMAX** SYSTEM AVAILABLE, See DynoMax Catalog

## 2006-05 6 CYL. TUNDRA w/4.0L ENG. (1213)



For 16390: Univ. Conv. 93251 #  
 For 16391: Univ. Conv. 93251 #  
 For 47774: SoundFX 18954

## 2006-05 8 CYL. TUNDRA w/4.7L ENG. (1214)

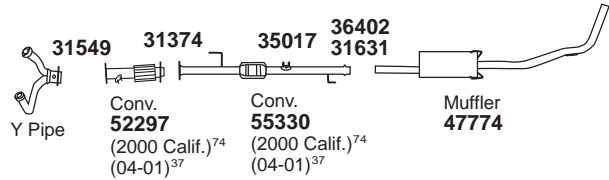


**DYNOMAX** SYSTEM AVAILABLE, See DynoMax Catalog

For 47774: SoundFX 18954

## TOYOTA Tundra Pickup

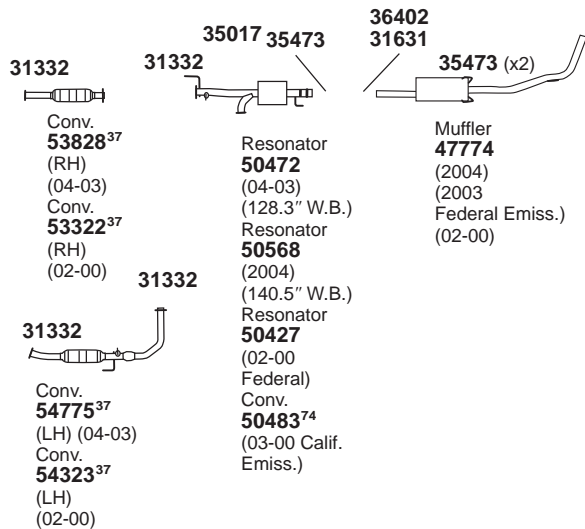
## 2004-00 6 CYL. TUNDRA w/3.4L ENG. (1215)



**DYNOMAX** SYSTEM AVAILABLE, See DynoMax Catalog

For 47774: SoundFX 18954  
 For 52297: Univ. Conv. 93271 #  
 For 55330: Univ. Conv. 93252 #

## 2004-00 8 CYL. TUNDRA w/4.7L ENG. (1216)



**DYNOMAX** SYSTEM AVAILABLE, See DynoMax Catalog

For 47774: SoundFX 18954  
 For 53322: Univ. Conv. 93236 #  
 For 54323: Univ. Conv. 93236 #

31332 Gskt.	31374 Gskt.	31549 Gskt.	31602 Gskt.	31631 Gskt.	35017 Insl.	35473 Insl.	35725 Insl.	36402 Clmp.	36515 Clamp				

NOT LEGAL FOR SALE IN STATE OF CALIFORNIA  
 IN NEW YORK STATE, CONVERTERS LISTED ARE LEGAL FOR FEDERAL/EPA EMISSION VEHICLES ONLY

# Modifications and/or additional parts required.  
 37 Fits All Emissions Vehicles.

74 Fits California/50 State Emission Vehicles.

GENERAL  
INFORMATION

PASSENGER  
CAR

LIGHT  
TRUCK

MUFFLER  
SPECS.

OPTIONAL  
MUFFLERS

ACCESSORIES

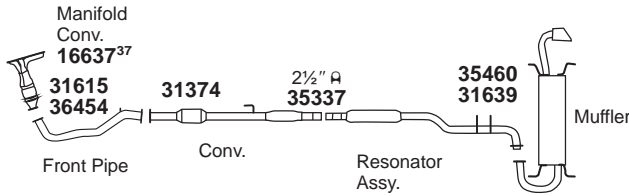
FOOTNOTES

# LIGHT TRUCK

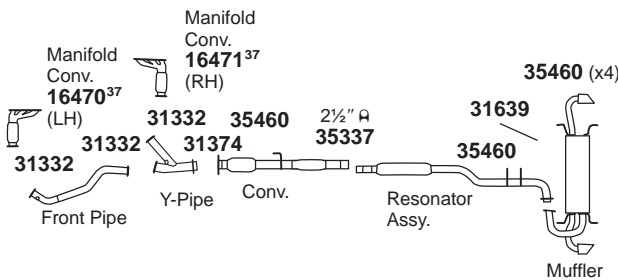
## TOYOTA

Venza

2015-09 4 CYL. VENZA w/2.7L ENG.  
(1217)



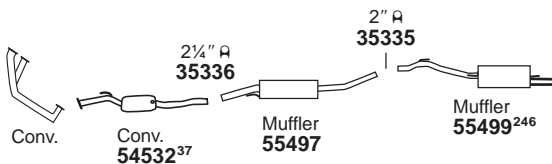
2015-09 6 CYL. VENZA w/3.5L ENG.  
(1218)



## VOLKSWAGEN

Eurovan

2002-99 6 CYL. EUROVAN w/2.8L ENG.  
(1219)

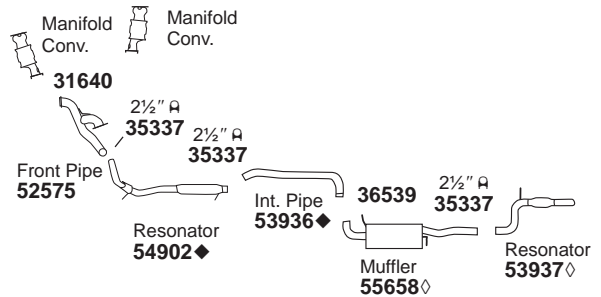


For 54532: Univ. Conv. 93241#

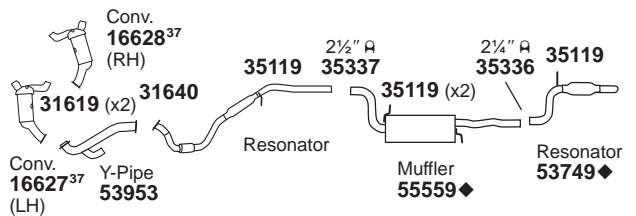
## VOLKSWAGEN

Routan

2014-11 6 CYL. ROUTAN w/3.6L ENG.  
(1220)



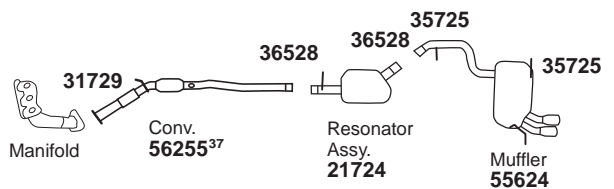
2010-09 6 CYL. ROUTAN w/4.0L ENG.  
(1221)



## VOLKSWAGEN

Tiguan

2014-09 4 CYL. TIGUAN w/2.0L ENG.  
(1222)



31332 Gskt.	31374 Gskt.	31615 Gskt.	31619 Gskt.	31639 Gskt.	31640 Gskt.	31729 Gskt.	35119 Insl.	35460 Insl.	35725 Insl.	36454 Bolt Kit	36528 Clamp	36539 Clmp.

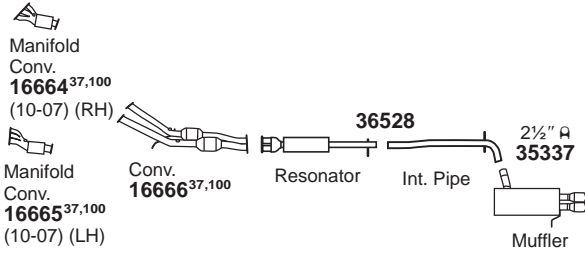
NOT LEGAL FOR SALE IN STATE OF CALIFORNIA  
IN NEW YORK STATE, CONVERTERS LISTED ARE LEGAL FOR FEDERAL/EPA EMISSION VEHICLES ONLY

- ◇ If welded assembly, replace all required parts.
- ◆ If welded assembly, replace all required parts.
- # Modifications and/or additional parts required.

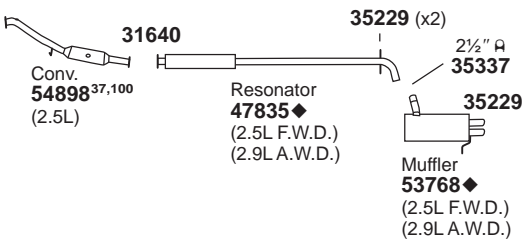
- 37 Fits All Emissions Vehicles.
- 246 Cut to fit shorter 2930mm W.B.

## VOLVO XC90

2014-07 6 CYL. XC90 w/3.2L ENG.  
(1223)



2005-03 6 CYL. XC90 w/2.9L ENG.  
2006-03 5 CYL. XC90 w/2.5L ENG.  
(1224)



For 54898: Univ. Conv. 93317#

GENERAL INFORMATION

PASSENGER CAR




LIGHT TRUCK

MUFFLER SPECS.

OPTIONAL MUFFLERS

ACCESSORIES

FOOTNOTES

31640 Gskt.	35229 Insl.	36528 Clamp																	
																			

NOT LEGAL FOR SALE IN STATE OF CALIFORNIA  
IN NEW YORK STATE, CONVERTERS LISTED ARE LEGAL FOR FEDERAL/EPA EMISSION VEHICLES ONLY

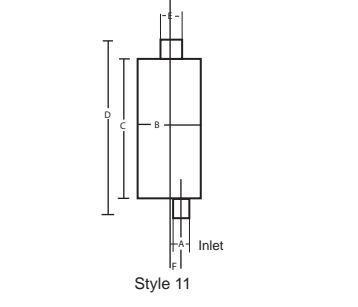
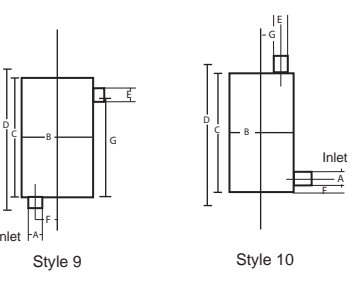
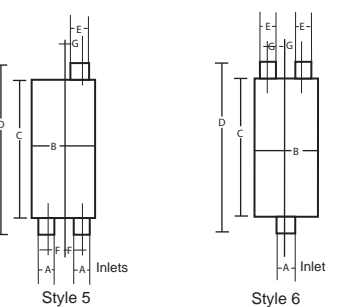
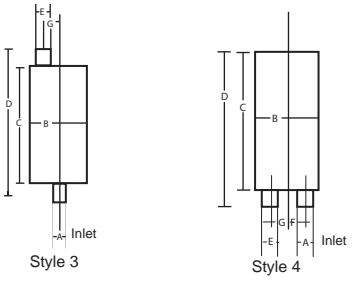
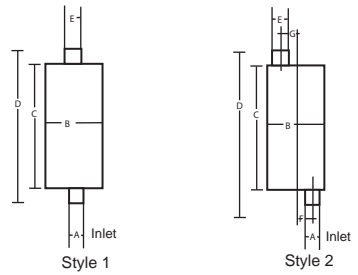
♦ If welded assembly, replace all required parts.  
# Modifications and/or additional parts required.

37 Fits All Emissions Vehicles.  
100 Ultra Converter.



# TABLE 1 - MUFFLER SPECIFICATIONS BY PART NUMBER

Part No.	Style	Inlet ID (A)	Shell Dia. (B)	Shell Length (C)	Overall Length (D)	Outlet ID (E)	Inlet Offset (F)	Outlet Offset (G)
17160	2	2½	7	20	25	2½	2⅞	2⅞
17161	2	2½	4¼ X 8 <sup>13</sup> / <sub>16</sub>	20	25	2½	2⅞	2⅞
17162	2	2½	6	29	35	2½	2⅞	2⅞
17163	2	2	6	17	22	2	2⅞	2⅞
17164	11	2	4¼ x 9¾	19	23	2	2⅞	
17165	3	2½	5½ x 11	27	31	2½		3½
17166	2	2¼	6½	26	34½	2¼	1½	1½
17168	11	1¾	4¼ x 8 <sup>7</sup> / <sub>8</sub>	17	28¾	1¾	2⅞	
17188	3	2	4¼ x 9¾	13	17	2⅞		
17189	2	1⅞	6	17	22	1¾		
17190	3	2¼	4¼ x 9¾	16	27¼	2¼		
17191	3	1¾	4¼ x 9¾	21	24	1¾		
17192	3	2¾	7 x 9	16	21	2½		
17193	2	2½	7	24	29¼	2		
17194	3	1¾	4¼ x 9¾	18	23	1¾		
17195	6	3	4¼ x 9¾	23	28¾	2¼		
17196	3	1¾	4¼ x 9¾	14	16½	1¾		
17197	3	2½	4¼ x 9¾	28	36½	2½		
17198	2	2	5	18	21	2		
17217	11	2¼	4½ x 9¾	14	19	2¼		
17218	1	2½	4½ x 9¾	14	19	2½		
17219	11	2½	4½ x 9¾	14	19	2½		
17220	1	3	4½ x 9¾	14	19	3		
17221	11	3	4½ x 9¾	14	19	3		
17222	2	2½	4½ x 9¾	14	19	2½		
17223	1	3	6	16	21	3		
17224	1	3½	6	16	21	3½		
17225	1	4	6	16	21	4		
17226	2	2¼	4½ x 9¾	14	19	2¼		
17227	21	3	4½ x 9¾	20	24	2½ (2)		
17228	6	3	4½ x 9¾	14	19	2½ (2)		
17229	2	3	4½ x 9¾	14	19	3	2	2
17230	1	2½	6	16	21	2½		
17231	17	2½ (2)	4½ x 9¾	14	19	2½ (2)		
17233	11	3	4½ x 9¾	20	25	3		
17234	6	2½	4½ x 9¾	20	25	2½		
17235	11	3	4½ x 9¾	24	29	3		
17236	21	2½	4½ x 9¾	24	29	2½		
17257	4	2½	4¼ x 9¾	14	26	2		
17258	2	2½	4¼ x 9¾	14	19	2½		
17259	2	2	4¼ x 9¾	14	19	2½		
17261	2	2½	4¼ x 8 <sup>13</sup> / <sub>16</sub>	14	17	2½		
17262	2	2½	4¼ x 8 <sup>13</sup> / <sub>16</sub>	14	17	2½		
17263	1	2½	6	16	20	2½		
17266	12	2½	4¼ x 9¾	18	24	2½ (2)		
17267	1	3	6	12	16	3		
17269	2	2½	4¼ x 9¾	14	19	2½		
17273	6	3	5½ x 11	23	29	2½ (2)		
17282	11	2¼	4¼ x 9¾	14	19	2¼		
17283	11	2½	4¼ x 9¾	14	19	2½		
17289	11	2	4¼ x 9¾	20	25	2½		
17296	1	3	6	16	20	3		
17512	11	2¼	4½ x 9¾	20	25	2¼		
17513	11	2½	4½ x 9¾	20	25	2½	2	
17514	11	2	4½ x 9¾	14	19	2		
17517	1	3	4½ x 9¾	14	19	3		
17519	6	3	4½ x 9¾	14	19	2½ (2)		
17536	21	3	4½ x 9¾	20	24	3 (2)		
17537	1	4	6	22	27	4		
17547	2	3	4½ x 9¾	20	27	3		
17552	19	2¼ (2)	4½ x 9¾	20	25	2¼ (2)		
17553	19	2½ (2)	4½ x 9¾	20	25	2½ (2)		
17554	19	3 (2)	4½ x 9¾	20	25	3 (2)		
17556	21	2½	4½ x 9¾	18	36	2½ (2) SP	2⅞	2⅞
17557	2	4	8¼ x 11½	25	30	4		
17558	5	2½	4¼ x 9¾	18	28	2½ SP		
17562	1	3	4	12	30	4 OD		
17563	1	3	4	12	30	4 OD		
17564	4	2½	4¼ x 8 <sup>13</sup> / <sub>16</sub>	14½	13	2½ OD		
17565	4	2½	4¼ x 8 <sup>13</sup> / <sub>16</sub>	11	13	2½ OD		
17567	2	2½	4½ x 9¾	14	19	2½	2	2
17568	2	2½	4½ x 9¾	14	19	2½	2	2
17571	2	2½	4½ x 9¾	14	30	3½ OD	2	2
17572	2	2½	4½ x 9¾	14	30	3½ OD	2	2
17577	5	2½	4½ x 9¾	20	24	2½		
17579	11	2½	4½ x 9¾	14	25	4 OD	2	
17580	11	2½	4½ x 9¾	14	25	4 OD	2	
17602	11	2	3¼ x 7¾	11	16	2	2½	
17603	2	2	3¼ x 7¾	11	16	2	2½	2½

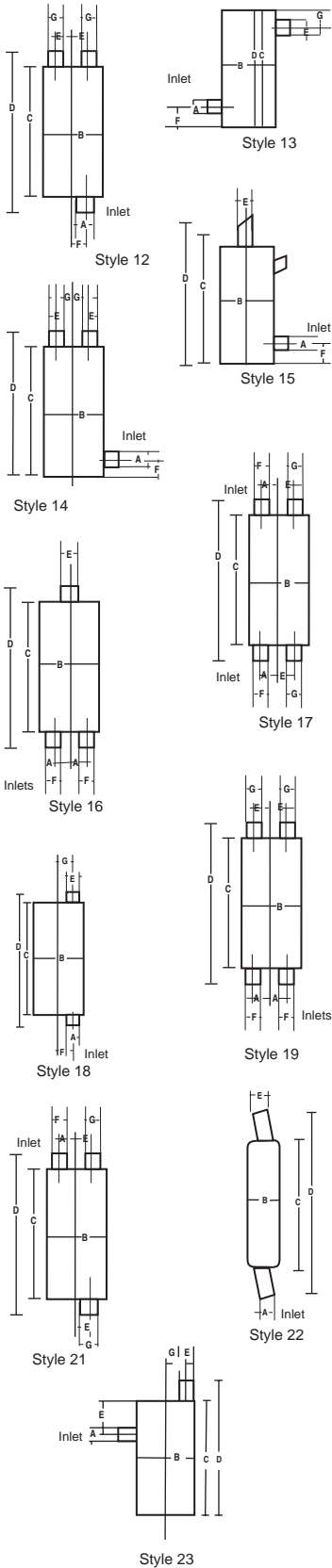


- ▲ Arc Welded.
- † Double Wall.
- ◆ Spark Arrestor.
- Welded Heat Shield.
- ❖ Resonator.
- # Special Style, not shown.
- ‡ Stainless.
- ‡ Threaded.
- § Agricultural.
- AS Aluminized Spout.
- CT Chrome Tip.
- SB Spherical Ball.
- SF Spherical Flare Loose Flange.
- SP Spout.
- ST Stainless Tip.

- WF Welded Flange.
- WP Welded Pipe.
- WS Welded Spout.



# TABLE 1 - MUFFLER SPECIFICATIONS BY PART NUMBER



Part No.	Style	Inlet ID (A)	Shell Dia. (B)	Shell Length (C)	Overall Length (D)	Outlet ID (E)	Inlet Offset (F)	Outlet Offset (G)
17604	11	2	3 1/4 x 7 3/4	14	18 1/2	2	2 1/2	
17611	11	2	4 1/4 x 9 3/4	14	18 1/2	2	2 1/2	
17612	2	2	4 1/4 x 9 3/4	14	18 1/2	2	2 1/2	2 1/2
17613	11	2 1/4	4 1/4 x 9 3/4	14	18 1/2	2 1/4	2 1/2	
17614	2	2 1/4	4 1/4 x 9 3/4	14	18 1/2	2 1/4	2 1/2	2 1/2
17615	11	2 1/2	4 1/4 x 9 3/4	14	18 1/2	2 1/2	2 1/2	
17629	2	2 1/2	4 1/4 x 8 13/16	16	18 1/2	2 1/2	2	2
17630	6	3	4 x 9 3/4	13	19	2 1/2		2 1/2 (2)
17631	11	2 1/4	4 1/4 x 9 3/4	14	18 1/2	2 1/4	2 7/8	
17632	2	2 1/4	4 1/4 x 9 3/4	14	18 1/2	2 1/4	2 7/8	2 7/8
17633	11	2 1/2	4 1/4 x 9 3/4	14	18 1/2	2 1/2	2 7/8	
17634	2	2 1/2	4 1/4 x 9 3/4	14	18 1/2	2 1/2	2 7/8	2 7/8
17635	11	3	4 1/4 x 9 3/4	14	20	3	2 7/8	
17636	2	3	4 1/4 x 9 3/4	14	20	3	2 7/8	2 7/8
17637	19	2 1/4 (2)	4 x 9 1/2	17	23	2 1/4 (2)	2 1/2	2 1/2
17638	21	2 1/2	4 x 9 1/2	15	21	2 1/2	2 1/2	2 1/2
17649	3	3	4 x 9 3/4	13	19	3		2 1/2
17650	3	2 1/2	4 x 9 3/4	13	19	2 1/2		2 1/2
17651	3	2 1/4	4 x 9 3/4	13	19	2 1/4		2 1/2
17652	6	2 1/4	4 x 9 3/4	13	19	2 1/4 (2)		2 1/2
17653	6	2 1/2	4 x 9 1/2	13	19	2 1/2 (2)		2 1/2
17654	17	2 1/2	4 1/4 x 9 3/4	20	24	2 1/2	2 7/8	2 7/8
17655	11	2 1/4	4 x 9 1/2	13	19	2 1/4		
17656	11	2 1/2	4 x 9 1/2	13	19	2 1/2		
17657	11	3	4 x 9 1/2	13	19	3		
17658	2	2 1/4	4 x 9 1/2	13	19	2 1/4		
17659	2	2 1/2	4 x 9 1/2	13	19	2 1/2		
17660	2	3	4 x 9 1/2	13	19	3		
17661	6	3	4 x 9 1/2	13	19	2 1/2 (2)		
17662	2	2 1/2	4 1/4 x 8 13/16	16	18 1/2	2 1/2	2	2
17664	3	WF	4 1/4 x 9 3/4	18	22 3/4	2 1/2		
17665	2	3	5 1/2 x 11	22	27	3		
17666	11	2 1/4	4 1/4 x 9 3/4	14	21	2 OD		
17667	11	2 1/4	4 1/4 x 9 3/4	14	21	2 OD		
17669	11	2 1/4	4 1/4 x 9 3/4	20	25	2 1/4		
17670	12	3	5 1/2 x 11	22	26	3 (2)		
17671	11	2 1/4	4 1/4 x 9 3/4	20	38	2 1/2		
17673	1	3	5 1/2 x 11	16	20	3		
17674	6	3	4 1/4 x 9 3/4	13	17	2 1/2 (2)		
17676	4	2 1/2	4 1/4 x 9 3/4	14	15	2 1/2		
17679	3	2 1/4	7 x 9	13	20	ST		
17680	3	2 1/4	7 x 9	13	20	ST		
17686	3	2	7 x 9	12	20	SP		
17691	2	2 1/2	4 1/4 x 8 13/16	14	17 1/2	2 1/2		
17692	2	2 1/2	4 1/4 x 8 13/16	14	17 1/2	2 1/2		
17696	2	2 1/2	4 1/4 x 9 3/4	14	18 1/2	2 1/2		
17697	11	2	4 1/4 x 9 3/4	20	26	2 1/4		
17698	2	3	8 3/8	18	24	3		
17702	11	2	3 1/4 x 7 3/4	11	16	2	2 1/2	
17703	2	2	3 1/4 x 7 3/4	11	16	2	2 1/2	2 1/2
17704	11	2	3 1/4 x 7 3/4	14	18 1/2	2	2 1/2	
17711	11	2	4 1/4 x 9 3/4	14	18 1/2	2	2 1/2	2 1/2
17712	2	2	4 1/4 x 9 3/4	14	18 1/2	2	2 1/2	
17713	11	2 1/4	4 1/4 x 9 3/4	14	18 1/2	2 1/4	2 1/2	2 1/2
17714	2	2 1/4	4 1/4 x 9 3/4	14	18 1/2	2 1/4	2 1/2	
17715	11	2 1/2	4 1/4 x 9 3/4	14	18 1/2	2 1/2	2 1/2	
17717	11	2 1/4	4 1/4 x 9 3/4	20	25	2 1/4	2 1/2	
17718	11	2 1/2	4 1/4 x 9 3/4	20	25	2 1/2	2 1/2	
17729	2	2 1/4	4 1/4 x 8 13/16	14	17	2 1/4		
17730	11	2	4 1/4 x 9 3/4	14	18	2		
17731	11	2 1/4	4 1/4 x 9 3/4	14	18	2 1/4		
17732	2	2 1/4	4 1/4 x 9 3/4	14	18	2 1/4		
17733	11	2 1/2	4 1/4 x 9 3/4	14	18	2 1/2		
17734	2	2 1/2	4 1/4 x 9 3/4	14	18	2 1/2		
17735	2	2 1/4	4 1/4 x 9 3/4	14	18 1/2	2 1/4		
17736	2	2	4 1/4 x 9 3/4	14	18	2		
17739	12	2 1/2	4 1/4 x 9 3/4	19	24	2 1/2 (2)		
17741	2	2 1/4	6	14	19 1/2	2 1/4		
17742	2	2	6	14	19	2		
17743	2	3	4 1/4 x 9 3/4	14	20	3		
17744	11	3	4 1/4 x 9 3/4	14	20	3		
17747	3	2 1/4	4 1/4 x 9 3/4	20	25	2 1/4		
17748	3	2 1/2	4 1/4 x 9 3/4	20	25	2 1/2		
17749	2	2 1/2	4 1/4 x 9 3/4	20	25	2 1/2		
17757	2	2	4 1/4 x 9 3/4	14	16	2 OD		
17758	6	2 1/2	4 1/4 x 9 3/4	19	25	2 1/2 (2)		
17762	11	2	3 1/4 x 7 3/4	14	18	2		
17763	2	2	3 1/4 x 7 3/4	14	18	2		
17764	11	2 1/2	4 1/4 x 9 3/4	14	26 3/4	SP		

- ▲ Arc Welded.
- † Double Wall.
- ◆ Spark Arrestor.
- Welded Heat Shield.
- ❖ Resonator.

- # Special Style, not shown.
- \$ Stainless.
- ‡ Threaded.
- § Agricultural.

- AS Aluminized Spout.
- CT Chrome Tip.
- SB Spherical Ball.
- SF Spherical Flare Loose Flange.
- SP Spout.
- ST Stainless Tip.

- WF Welded Flange.
- WP Welded Pipe.
- WS Welded Spout.

GENERAL INFORMATION

PASSENGER CAR

LIGHT TRUCK

MUFFLER SPECS.

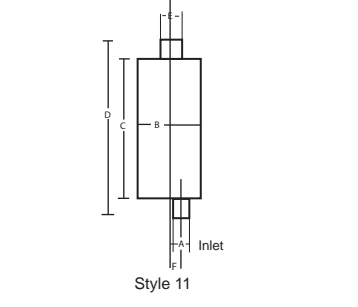
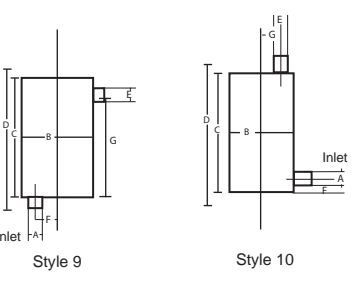
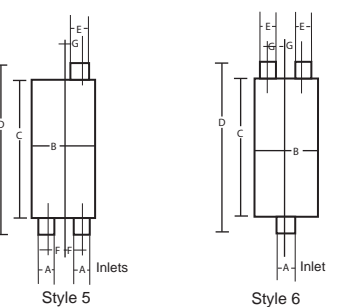
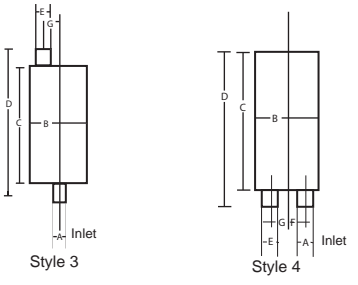
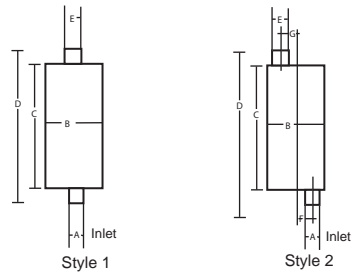
OPTIONAL MUFFLERS

ACCESSORIES

FOOTNOTES

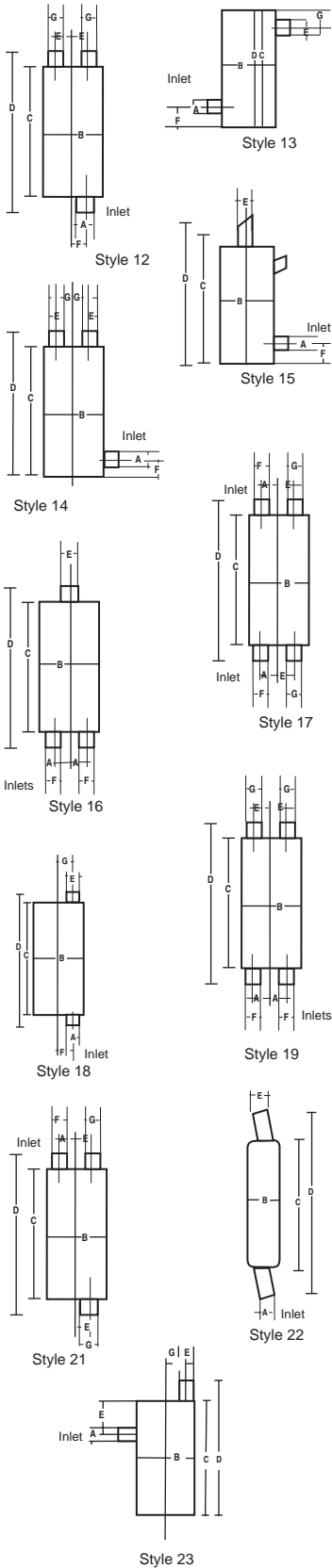
# TABLE 1 - MUFFLER SPECIFICATIONS BY PART NUMBER

Part No.	Style	Inlet ID (A)	Shell Dia. (B)	Shell Length (C)	Overall Length (D)	Outlet ID (E)	Inlet Offset (F)	Outlet Offset (G)
17765	11	2½	4¼ x 9¾	14	26¾	SP		
17767	11	2¼	4¼ x 9¾	20	25½	2¼		
17768	2	1¾	6	18	23	2 OD		
17769	11	3	5½ x 11	20	27	3		
17776	6	3	5½ x 11	23	29	2½ (2)		
17777	2	2	3¼ x 7¾	11	16	2¼		
17783	2	2	6	18	22¾	2		
17784	2	2½	4¼ x 9¾	14	18½	2½		
17785	2	2¼	7	25	31	2½		
17786	6	2½	4¼ x 9¾	21	26	2¼ (2) OD		
17789	2	3	8¾	30	36	3		
17792	2	3	5½ x 11	16	23	3		
17793	11	3	5½ x 11	16	23	3		
17797	11	2¾	4¼ x 9¾	14	18	2¾		
17800	3	2¼	4¼ x 9¾	21	26	2		
17803	3	2½	4¼ x 9¾	19	25½	2		
17804	2	2¼	4¼ x 9¾	21	25½	2		
17805♦	1	2¼	4	18	25	2		
17807	2	2	6	25	33	2		
17808	3	2¼	4¼ x 9¾	19	25¾	2¼		
17809	3	3	4¼ x 9¾	23	29	3		
17810	3	2	4¼ x 8 <sup>13</sup> / <sub>16</sub>	18	25	2		
17812♦	1	2¼	4	16	23½	2 <sup>3</sup> / <sub>8</sub> OD		
17815	2	2	4¼ x 9¾	14	18½	2		
17816	2	1¾	6	19	26¾	1¾		
17817	3	1 <sup>7</sup> / <sub>8</sub>	4¼ x 9¾	16	21½	1¾		
17820	3	2	4¼ x 9¾	21	26¼	2		
17823♦	1	1 <sup>7</sup> / <sub>8</sub>	4	15	20	2 OD		
17824	3	2½	4¼ x 9¾	21	26½	2¼		
17825	2	2	7	15	19½	1¾		
17826	12	1¾	4¼ x 9¾	16	20½	2¼ OD		
17827	3	2¼	4¼ x 9¾	25	29½	2¼		
17828	2	2½	6	25	32	2		
17829	2	2	6	20	27	1 <sup>13</sup> / <sub>16</sub> OD		
17830	3	1¾	4¼ x 8 <sup>13</sup> / <sub>16</sub>	16	20¾	1 <sup>7</sup> / <sub>8</sub>		
17831	2	2½	4¼ x 9¾	21	26	2 OD		
17832	6	3	4¼ x 9¾	23	29	2		
17833	4	2	4¼ x 9¾	22	24	2		
17834	2	2	4¼ x 9½	15	19½	2		
17835	2	1 <sup>7</sup> / <sub>8</sub>	6	15	19½	2		
17836	21	2¼ (2)	4¼ x 9¾	19	24	2		
17837	2	2¼	7	24	29¼	2¼		
17839	21	2¼	4¼ x 9¾	22	28½	2		
17840	3	2	4¼ x 9¾	19	23¾	2		
17842	2	2½	7	25	32½	2¼		
17843	2	2¼	4¼ x 9¾	18	23	2¼		
17844	2	2	4¼ x 9¾	19	24	2		
17845	2	2½	4¼ x 9¾	21	26½	2¼ OD		
17846	2	2¼	4¼ x 9¾	19	23	2		
17847	2	1 <sup>7</sup> / <sub>8</sub>	6	17	25	1 <sup>7</sup> / <sub>8</sub> OD		
17848	2	2	5	19	24	2		
17849	6	2½	4¼ x 9¾	21	25½	2 OD		
17850	2	2½	4¼ x 9¾	21	25½	2		
17851	3	2	4¼ x 8 <sup>13</sup> / <sub>16</sub>	16	21¾	2		
17852♦	1	2	4	15	20	2 <sup>1</sup> / <sub>8</sub> OD		
17853	3	2½	4¼ x 9¾	18	23	2¼		
17854	2	2	6	20	27	2		
17855	2	2½	4¼ x 9¾	21	26	2¼		
17856	2	1 <sup>7</sup> / <sub>8</sub>	5	19	27½	1 <sup>7</sup> / <sub>8</sub> OD		
17857	3	2	4¼ x 8 <sup>13</sup> / <sub>16</sub>	11	13¾	1¾		
17860	11	2	4¼ x 9¾	18	22	1¾		
17861♦	1	1	4	12	16	1		
17862	3	1½	3¼ x 7¾	12	18	1½		
17863	2	1½	6	13	20	1½		
17864	2	1½	6	17	24	1½		
17865	1	1	3¼ x 7¾	17	22	1		
17866	2	1½	3¼ x 7¾	12	18	1½		
17867	3	1¾	3¼ x 7¾	15	20	1¾		
17868	2	2¼	6	25	31	2		
17869	11	2¼	4¼ x 9¾	19	24	2		
17870	3	2	4¼ x 9¾	16	19¾	1½		
17871	2	1½	6	12	16	1½		
17872	3	1½	3¼ x 7¾	14	19½	1½		
17874	3	2	4¼ x 9¾	16	20¾	2		
17875	3	1¾	4¼ x 9¾	16	21	1¾		
17876	6	2¼	7	25	29½	2		
17877	2	2	4¼ x 9¾	19	23½	2		
17878	2	2¼	7	25	31¼	2¼		
17879	12	2¼	4¼ x 9¾	17	23	2		



- ▲ Arc Welded.
- † Double Wall.
- ◆ Spark Arrestor.
- Welded Heat Shield.
- ❖ Resonator.
- # Special Style, not shown.
- ‡ Stainless.
- ± Threaded.
- § Agricultural.
- AS Aluminized Spout.
- CT Chrome Tip.
- SB Spherical Ball.
- SF Spherical Flare Loose Flange.
- SP Spout.
- ST Stainless Tip.
- WF Welded Flange.
- WP Welded Pipe.
- WS Welded Spout.

# TABLE 1 - MUFFLER SPECIFICATIONS BY PART NUMBER



Part No.	Style	Inlet ID (A)	Shell Dia. (B)	Shell Length (C)	Overall Length (D)	Outlet ID (E)	Inlet Offset (F)	Outlet Offset (G)
17880	2	2¼	4¼ x 8 <sup>13</sup> / <sub>16</sub>	18	25¾	2		
17881	3	1¾	4¼ x 8 <sup>13</sup> / <sub>16</sub>	18	26¼	1¾		
17883	3	2¼	4¼ x 8 <sup>13</sup> / <sub>16</sub>	22	29½	2		
17885	3	1 <sup>13</sup> / <sub>16</sub> OD	4¼ x 8 <sup>13</sup> / <sub>16</sub>	15	22	1¾		
17886	3	2	4¼ x 8 <sup>13</sup> / <sub>16</sub>	18	25	2		
17889	3	2½	4¼ x 8 <sup>13</sup> / <sub>16</sub>	18	26	2		
17890	2	1¾	4¼ x 8 <sup>13</sup> / <sub>16</sub>	13	20½	1¾		
17891	2	2	6	22	32	2		
17892	2	1¾	6	17	27	1¾		
17893	2	2½	6	22	33	2		
17894	2	2	4¼ x 8 <sup>13</sup> / <sub>16</sub>	18	28	2		
17895	3	2	4¼ x 8 <sup>13</sup> / <sub>16</sub>	15	21½	2		
17896	2	2½	4¼ x 8 <sup>13</sup> / <sub>16</sub>	18	25¾	2		
17897	2	1½	3¼ x 7¾	12	19	1½		
17899	2	1¾	6	16	24	1¾		
17900	2	2	4¼ x 8 <sup>13</sup> / <sub>16</sub>	13	18	2		
17901	2	1½	6	14	20	1½		
17902	2	2	6	15	19	2		
17903	2	1½	3¼ x 7¾	15	19½	1½		
17904	3	2	4¼ x 8 <sup>13</sup> / <sub>16</sub>	13	16½	2		
17905	3	2½	4¼ x 8 <sup>13</sup> / <sub>16</sub>	18	25½	2¼		
17906	2	2	4¼ x 8 <sup>13</sup> / <sub>16</sub>	18	24½	2		
17908	2	1¾	3¼ x 7¾	12	19	1¾		
17909	2	1¾	6	14	20	1¾		
17910	2	1¾	3¼ x 7¾	15	19½	1¾		
17911	2	2¼	6	22	29	2¼		
17912	3	2	4¼ x 8 <sup>13</sup> / <sub>16</sub>	11	13¾	1¾		
17914	2	2	6	18	26	2		
17916	2	2¼	4¼ x 8 <sup>13</sup> / <sub>16</sub>	18	24¼	2¼		
17917	3	2¼	4¼ x 8 <sup>13</sup> / <sub>16</sub>	18	25	2¼		
17931	11	2¼	4¼ x 9¾	14	18½	2¼	27/8	
17932	2	2¼	4¼ x 9¾	14	18½	2¼	27/8	27/8
17933	11	2½	4¼ x 9¾	14	18½	2½	27/8	
17934	2	2½	4¼ x 9¾	14	18½	2½	27/8	27/8
17935	11	3	4¼ x 9¾	14	20	3	27/8	
17936	2	3	4¼ x 9¾	14	20	3	27/8	27/8
18101	11	2	4¼ x 8 <sup>13</sup> / <sub>16</sub>	18	25	2	25/8	
18102	11	2	4¼ x 8 <sup>13</sup> / <sub>16</sub>	15	21½	2	25/8	
18104	21	2¼	4¼ x 8 <sup>13</sup> / <sub>16</sub>	20	28	2	25/8	2
18105	2	2	4¼ x 8 <sup>13</sup> / <sub>16</sub>	18	24½	2	25/8	2
18106	11	2¼	4¼ x 8 <sup>13</sup> / <sub>16</sub>	23	30	2¼	25/8	
18107	11	2¼	4¼ x 8 <sup>13</sup> / <sub>16</sub>	18	22¾	2	25/8	
18109	11	2½	4¼ x 8 <sup>13</sup> / <sub>16</sub>	23	30	2¼	25/8	
18111	11	2¼	4¼ x 8 <sup>13</sup> / <sub>16</sub>	19	26	2	25/8	
18112	11	2½	4¼ x 8 <sup>13</sup> / <sub>16</sub>	18	25½	2¼	25/8	
18113	11	2¼	4¼ x 8 <sup>13</sup> / <sub>16</sub>	18	26	2¼	25/8	
18114	2	2¼	4¼ x 8 <sup>13</sup> / <sub>16</sub>	21	28	2	25/8	2
18119	2	2½	4¼ x 8 <sup>13</sup> / <sub>16</sub>	18	23	2¼	25/8	2
18120	2	2½	4¼ x 8 <sup>13</sup> / <sub>16</sub>	19	26	2 OD	25/8	2
18124	2	2½	4¼ x 8 <sup>13</sup> / <sub>16</sub>	19	26	2¼ OD	25/8	2
18125	11	2	4¼ x 8 <sup>13</sup> / <sub>16</sub>	16	24	2	25/8	
18126	2	1¾	4¼ x 8 <sup>13</sup> / <sub>16</sub>	13	17½	1¾	25/8	2
18128	11	2¼	4¼ x 9¾	16	20	2	27/8	
18129	2	2	6	25	32¾	2	1½	1½
18130	2	2	6	17	24½	2	1½	1½
18132	2	2½	6	25	32½	2¼	1½	1½
18133	6	3	4¼ x 9¾	23	28	2¼	27/8	
18134	11	1¾	4¼ x 9¾	15	21	1¾ OD	27/8	
18135	2	1¾	6	17	22	1¾	1½	1½
18136	2	1¾	3¼ x 7¾	12	19	1½	2½	2½
18138	2	2¾	7 x 9	24	29	2¾ OD	2	2
18140	2	2¼	4¼ x 8 <sup>13</sup> / <sub>16</sub>	15	18	2¼	25/8	2
18141	2	2¼	4¼ x 8 <sup>13</sup> / <sub>16</sub>	18	23	2¼	25/8	2
18142	2	2¼	6	25	31	2¼	1½	1½
18144	11	1¾	3¼ x 7¾	15	20	1¾	2½	
18146	11	2	4¼ x 8 <sup>13</sup> / <sub>16</sub>	11	13¾	1¾	25/8	
18147	2	1¾	4¼ x 9¾	13	17½	1¾	25/8	2
18149	2	1	6	15	18	1½	1½	1½
18150	11	2	4¼ x 9¾	16	20½	2	27/8	
18153	2	2	7	16	19	2	1¾	1¾
18154	11	2	4¼ x 9¾	16	20	2	27/8	
18155	11	2	4¼ x 8 <sup>13</sup> / <sub>16</sub>	18	21¾	2	25/8	
18156	2	2¼	6	25	29¼	2¼	1½	1½
18157	2	2	4¼ x 8 <sup>13</sup> / <sub>16</sub>	15	18	2	25/8	2
18158	2	2	6	15	19½	2	1½	1½
18160	11	3	4¼ x 9¾	20	26½	3	27/8	
18161	11	2½	4¼ x 9¾	16	21	2¼	27/8	
18164	3	1¾	3¼ x 7¾	16	19	1¾		2½
18169	2	2	5	18	24	2	1¼	1¼

- ▲ Arc Welded.
- † Double Wall.
- ◆ Spark Arrestor.
- Welded Heat Shield.
- ❖ Resonator.

- # Special Style, not shown.
- \$ Stainless.
- ‡ Threaded.
- § Agricultural.

- AS Aluminized Spout.
- CT Chrome Tip.
- SB Spherical Ball.
- SF Spherical Flare Loose Flange.
- SP Spout.
- ST Stainless Tip.

- WF Welded Flange.
- WP Welded Pipe.
- WS Welded Spout.

GENERAL INFORMATION

PASSENGER CAR

LIGHT TRUCK

MUFFLER SPECS.

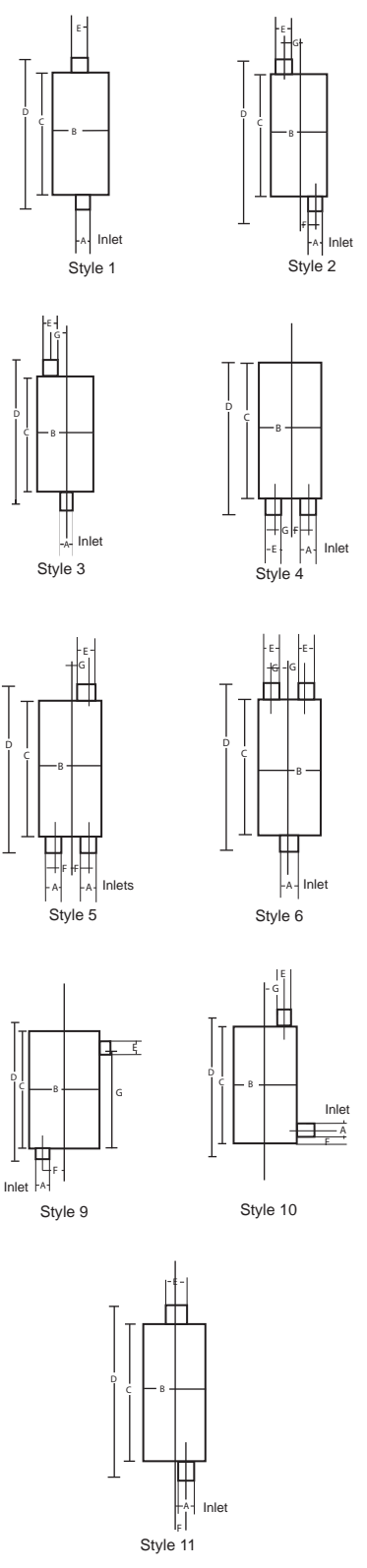
OPTIONAL MUFFLERS

ACCESSORIES

FOOTNOTES

# TABLE 1 - MUFFLER SPECIFICATIONS BY PART NUMBER

Part No.	Style	Inlet ID (A)	Shell Dia. (B)	Shell Length (C)	Overall Length (D)	Outlet ID (E)	Inlet Offset (F)	Outlet Offset (G)
18170	2	2 1/4	6	25	31	2	1 1/2	1 1/2
18171	11	2 OD	4 1/4 x 8 13/16	18	25 1/2	2 1/2	2 1/2	2 1/2
18172	2	2 1/4	4 1/4 x 8 13/16	18	23	2	2 5/8	2
18173	2	1 7/8	6	15	19 1/2	2	2	2
18174	2	2	4 1/4 x 8 13/16	18	22	2	2 5/8	2
18175	2	2 1/2	4 1/4 x 8 13/16	18	23	2 1/2	2 5/8	2
18176	2	2 1/2	4 1/4 x 8 13/16	20	25	2 1/4	2 5/8	2
18177	11	2 1/2	4 1/4 x 8 13/16	18	26	2	2 5/8	
18178	11	1 7/8	4 1/4 x 8 13/16	15	21 1/2	1 7/8	2 5/8	
18179	2	1 7/8	6	16	25	1 7/8 AS	1 1/2	1 1/2
18180	11	3	4 1/4 x 9 3/4	22	29	3	2 7/8	
18181	2	2	7	15	23 1/2	1 3/4 OD	1 3/4	1 3/4
18182	2	2	4 1/4 x 9 3/4	19	24	2	2 7/8	2 7/8
18183	11	2	4 1/4 x 9 3/4	18	29 1/2	1 3/4 AS	2 7/8	
18184	3	1 3/4	4 1/4 x 9 3/4	13	29	1 5/8 AS	2 7/8	
18185	2	1 1/2	4 1/4 x 9 3/4	17	19 3/4	1 1/2	2 7/8	2 7/8
18186	11	1 3/4	4 1/4 x 8 13/16	16	24	1 3/4 AS	2 5/8	
18187	11	2 1/4	4 1/4 x 9 3/4	21	31 3/4	2	2 7/8	
18188	2	1 3/4	4 1/4 x 8 13/16	15	22 1/2	1 3/4	2 5/8	2
18189	11	1 3/4	4 1/4 x 8 13/16	13	25 5/16	1 1/2 AS	2 7/8	
18190	2	2	4 1/4 x 9 3/4	19	25	2	2 7/8	2 7/8
18191	6	2 1/2	4 1/4 x 9 3/4	21	25 1/2	2 OD		
18192	11	1 1/2	4 1/4 x 8 13/16	12	17 1/2	1 5/8 OD	2 5/8	
18193	3	2 3/4	7 x 9	16	21	2 1/2		2
18194	11	2	4 1/4 x 9 3/4	18	33 1/2	2 AS	2 7/8	
18196	3	2	4 1/4 x 9 3/4	13	22	1 3/4 AS		2 7/8
18199	2	1 7/8	6	22	26	2 OD	1 1/2	1 1/2
18200	11	2 1/4	4 1/4 x 9 3/4	19	24	2	2 7/8	
18201	11	2 1/4	4 1/4 x 9 3/4	18	30 3/4	2 AS	2 7/8	
18202	6	3	4 1/4 x 9 3/4	23	28 3/4	2 1/4		
18203	12	2	4 1/4 x 9 3/4	17	33 1/2	2 AS	2 7/8	
18204	2	1 3/4	6	19	23	1 3/4	1 1/2	1 1/2
18205	12	2	4 1/4 x 9 3/4	16	27	2 AS	2 7/8	
18206	2	1 7/8	7 x 9	18	27 1/2	1 1/2 AS	1	1
18208	11	1 3/4	4 1/4 x 9 3/4	18	21	2	3 3/4	
18209	11	2 1/2	4 1/4 x 9 3/4	28	36 1/2	2 1/2	2 7/8	
18210	2	1 7/8 WF	3 1/4 x 7 3/4	13	21 5/8	1 1/2 AS	1 1/2	
18211	2	2 1/4 WF	6	19	24 1/4	1 3/4	1 1/2	1 1/2
18212	3	1 3/4 WF	4 1/4 x 9 3/4	15	28	2 WP	2 7/8	
18213	2	1 7/8 WF	7	19	28 3/4	1 3/4 AS	1 3/4	1 3/4
18214	2	1 1/2	6	12	15 1/2	1 1/2	1 1/2	1 1/2
18215	2	2 1/4	4 1/4 x 9 3/4	19	30 5/8	2 AS	3	3
18216	2	2 3/4	7 x 9	24	29	2 3/4 OD	2 5/8	2
18217	3	1 3/4	4 1/4 x 8 13/16	17	20	1 3/4		2
18218	1	3	7 x 9	27	33	3 OD		
18219	2	3	7 x 9	24	30	2 3/4 OD	2 5/8	2
18220	11	2 1/2	4 1/4 x 9 3/4	21	35	2 1/4	2 7/8	
18221	11	2 1/2	4 1/4 x 9 3/4	21	35	2 1/4 OD		
18222	1	1 3/4	7 x 9	12	15 1/2	1 1/2		
18223	2	3	7 x 9	20	24	2 1/2	2 5/8	2
18224	11	2	4 1/4 x 9 3/4	22	26	2	2 7/8	
18225	2	2	7 x 9	20	30	2	2 5/8	2
18226	11	1 3/4	4 1/4 x 8 13/16	13	25	1 1/2 AS	2 5/8	
18227*	1	1 7/8	4	17	21	1 7/8		
18228	11	3 WP	4 1/4 x 9 3/4	24	37 3/8	3	2 7/8	
18229	11	3	4 1/4 x 9 3/4	24	29	3	2 7/8	
18230	11	2 1/4	4 1/4 x 9 3/4	19	25 3/4	2 1/4	2 7/8	
18231	2	2 1/2	7	25	32 1/2	2 1/4	1 3/4	1 3/4
18232	21	2 1/4	4 1/4 x 9 3/4	19	24	2		2 7/8
18233	2	2	4 1/4 x 9 3/4	14	18 1/2	2	2 7/8	2 7/8
18234	2	2 1/4	4 1/4 x 9 3/4	19	23	2	2 7/8	2 7/8
18235	2	2 1/4	4 1/4 x 9 3/4	18	23	2 1/4	2 7/8	2 7/8
18236	2	2 1/4	4 1/4 x 9 3/4	17	20 1/2	2 1/4	2 7/8	2 7/8
18237	11	2	4 1/4 x 8 13/16	18	25	2	2 5/8	
18238	2	2	6	25	33	2	1 1/2	1 1/2
18239	6	2 1/4	7	25	29 1/2	2	1 3/4	
18241	11	1 3/4	5 1/2 x 11	16	21 1/2	1 3/4 AS	1 1/2	
18243	3	1 7/8	4 1/4 x 8 13/16	19	23	1 15/16 OD		2
18244	2	2 1/4	4 1/4 x 8 13/16	15	18	2 1/4	2 5/8	2
18245	2	2 1/4	7	24	29 1/4	2 1/4	1 3/4	1 3/4
18246	11	2	4 1/4 x 9 3/4	16	27	2 AS	3	
18247	2	2	4 1/4 x 9 3/4	15	18 1/2	1 3/4	2 7/8	2 7/8
18248	2	2	4 1/4 x 9 3/4	17	20 1/2	1 7/8	2 7/8	2 7/8
18249	12	1 3/4	4 1/4 x 9 3/4	18	21	1 1/2	3 3/4	
18250	11	2	5 1/2 x 11	18	28 1/2	2 AS	1 1/2	
18251	2	2	7	21	24	2	1 3/4	1 3/4
18253	2	2	5	19	24	2	1 1/4	1 1/4
18255	2	2 1/2	4 1/4 x 9 3/4	21	26	2 1/4	2 7/8	2 7/8
18256	2	1 3/4	4 1/4 x 9 3/4	21	24	1 3/4	2 7/8	2 7/8



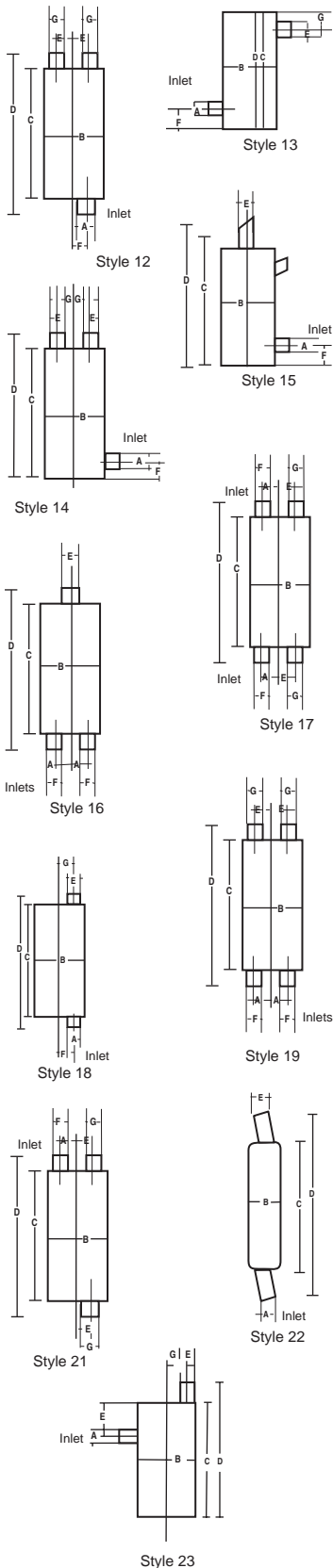
- ▲ Arc Welded.
- † Double Wall.
- ◆ Spark Arrestor.
- Welded Heat Shield.
- ❖ Resonator.

- # Special Style, not shown.
- § Stainless.
- ± Threaded.
- § Agricultural.

- AS Aluminized Spout.
- CT Chrome Tip.
- SB Spherical Ball.
- SF Spherical Flare Loose Flange.
- SP Spout.
- ST Stainless Tip.

- WF Welded Flange.
- WP Welded Pipe.
- WS Welded Spout.

# TABLE 1 - MUFFLER SPECIFICATIONS BY PART NUMBER



Part No.	Style	Inlet ID (A)	Shell Dia. (B)	Shell Length (C)	Overall Length (D)	Outlet ID (E)	Inlet Offset (F)	Outlet Offset (G)
18257	12	1 7/8	7 x 9	18	27 1/2	1 1/2 AS	1	
18258	12	2	4 1/4 x 9 3/4	15	27	2 AS	3	
18260	11	2 1/4	4 1/4 x 9 3/4	16	27 1/4	2 1/4	2 7/8	
18261	11	2 1/2	4 1/4 x 9 3/4	16	23	2 1/2	2 7/8	
18262	12	1 3/4	7 x 9	16	23 3/4	1 1/2 AS	1	
18263	2	2 1/2	7	24	29 1/4	2	1 3/4	1 3/4
18264	2	2 1/2 WF	7	20	24 1/2	2 1/2 WF	1 3/4	1 3/4
18265	1	2 WF	7 x 9	20	24 1/2	2 WF		
18266	6	2	5 1/2 x 11	16	25 1/4	1 3/8 AS		
18267	3	2 3/4	7 x 9	26	32	2 1/2		2
18269	2	2 3/4	7 x 9	22	26 1/2	2 3/4	2 5/8	2
18270	3	2 1/4	4 1/4 x 9 3/4	21	25 1/2	2		2 7/8
18271	11	2	4 1/4 x 9 3/4	16	27	2 AS	2 7/8	
18273	2	1 7/8	6	15	19 1/2	2	1 1/2	1 1/2
18274	2	2 1/2	4 1/4 x 9 3/4	21	26 1/2	2 1/4 OD	2 7/8	2 7/8
18275	11	2	4 1/4 x 9 3/4	19	23 3/4	2	2 7/8	
18276	2	2	4 1/4 x 9 3/4	15	19 1/2	2	2 7/8	2 7/8
18277	11	2 1/4	4 1/4 x 9 3/4	21	33	2 OD	2 7/8	
18279	3	1 3/4	3 1/4 x 7 3/4	19	26 3/4	1 3/4 AS		2 1/2
18280	11	2 1/4	4 1/4 x 9 3/4	21	26	2	2 7/8	
18281	2	2	6	13	18 3/4	2 OD	1/2	1/2
18282	11	2	4 1/4 x 9 3/4	18	22 1/4	1 3/4	2 7/8	
18283	2	1 3/4	6	20	23 1/2	1 3/4	1 1/2	1 1/2
18284	6	1 3/4	4 1/4 x 8 13/16	16	19 1/2	1 1/2		
18285	2	2	5	18	21	2	1 1/4	1 1/4
18288	2	2	6	17	20	2	1 1/2	1 1/2
18289	11	1 1/2	4 1/4 x 8 13/16	15	26	1 3/4 AS	2 5/8	
18290	12	1 7/8	7	16	29 3/16	2 AS	1 3/4	
18292	2	1 7/8	6	17	25	1 7/8 AS	1 1/2	1 1/2
18293	2	2 1/2	4 1/4 x 9 3/4	21	26	2 OD	2 7/8	2 7/8
18295	11	2	4 1/4 x 9 3/4	22	25	2	2 7/8	
18296	12	2 1/4	4 1/4 x 9 3/4	17	28 1/4	2 AS	2 7/8	
18297	6	2	5 1/2 x 11	14	20	1 1/2 AS		
18298	2	2 1/4	7	25	31 1/4	2 1/4	1 3/4	1 3/4
18299	11	1 3/4	4 1/4 x 8 13/16	13	19 3/4	1 1/2 AS	2 5/8	
18301	2	2 1/2 WF	4 1/4 x 8 13/16	18	21 1/2	1 3/4	2 5/8	2
18303	2	2	4 1/4 x 9 3/4	19	23 1/2	2	2 7/8	2 7/8
18304	12	1 3/4	4 1/4 x 9 3/4	19	22	1 1/2	2 7/8	
18305	11	1 3/4	3 1/4 x 7 3/4	17	26	1 1/2 AS	2 1/2	
18306	2	2	7	25	29	2 WF	1 3/4	1 3/4
18309	12	2 1/4	7	18	30	2 AS	1 3/4	
18312	1	2 1/4	5	18	34 1/4	2 3/4 AS		
18316	11	2	4 1/4 x 8 13/16	11	18 1/4	1 3/4 WP	2 5/8	
18317*	1	2	4	15	20	2 1/8 OD		
18319	2	2 1/4	6	25	31	2	1 1/2	1 1/2
18321	11	2 WF	5 1/2 x 11	16	26 3/8	2	1 1/2	
18322	2	1 7/8	7	15	30 1/2	1 5/8 AS	1 3/4	1 3/4
18323	11	1 1/2	4 1/4 x 8 13/16	15	21	1 3/4 OD	2 5/8	
18326	2	1 7/8	7	15	22	1 1/2 AS	1 3/4	1 3/4
18327	1	2 WF	5 1/2 x 11	16	23 1/2	1 3/4		
18328	2	1 3/4	6	20	23 3/4	1 7/8 WF	1 1/2	1 1/2
18330	2	1 7/8	7	15	18	1 5/8	1 3/4	1 3/4
18331	2	1 3/4	6	15	19	1 1/2	1 1/2	1 1/2
18333	1	2	7	25	29	2		
18334	2	1 1/2 WF	5	16	27	1 1/2 AS	1 1/4	1 1/4
18335	2	2	4 1/4 x 9 3/4	19	22	2	2 7/8	2 7/8
18337	6	2 1/2	4 1/4 x 9 3/4	21	25 1/2	2		
18338	11	2 1/4	4 1/4 x 9 3/4	21	26	2 1/4	2 7/8	
18339	2	2 1/2	4 1/4 x 9 3/4	19	23	2 1/2	2 7/8	2 7/8
18340	11	2 1/2	4 1/4 x 9 3/4	25	29 1/4	2 1/4	2 7/8	
18341	3	2 1/4	4 1/4 x 9 3/4	17	20 1/2	2 1/4		2 7/8
18342	11	2 1/2	4 1/4 x 9 3/4	24	29	2 1/2	2 7/8	
18343	1	2	3 1/4 x 7 3/4	9	12	2		
18344	6	2 1/2 WP	4 1/4 x 9 3/4	21	32 1/4	2		
18345	11	2 1/4	4 1/4 x 9 3/4	19	23 3/4	2	2 7/8	
18347	12	2 1/2	4 1/4 x 9 3/4	25	31 1/2	2	2 7/8	
18348	2	2	7	20	24	2	1 3/4	1 3/4
18349	11	2	4 1/4 x 8 13/16	16	20 3/4	2 1/16 OD	2 5/8	
18350	11	1 7/8	4 1/4 x 8 13/16	18	21 3/4	1 7/8	2 5/8	
18351	3	2	4 1/4 x 9 3/4	13	16 1/4	2 1/4		2 7/8
18353	11	2 WP	4 1/4 x 8 13/16	12	24 1/4	1 7/8	2	
18354	2	3	7 x 9	18	25	3 OD	1 3/4	1 3/4
18355	11	1 3/4	4 1/4 x 9 3/4	20	24	2	2 7/8	
18357	2	2 1/4	7	25	29 1/4	2 1/4	1 3/4	1 3/4
18358	11	2	4 1/4 x 9 3/4	18	33 1/2	2 AS	2 7/8	
18359	18	2	3 1/4 x 7 3/4	9	11 1/2	2	2 1/2	2 1/2
18361*	1	2 1/4	4	16	20 3/4	2 1/4		
18362*	1	1 7/8	4	17	23	1 7/8		
18363	12	2	7 x 9	15	24	1 1/2 AS	1	

- ▲ Arc Welded.
- † Double Wall.
- ◆ Spark Arrestor.
- Welded Heat Shield.
- ❖ Resonator.

- # Special Style, not shown.
- \$ Stainless.
- ‡ Threaded.
- § Agricultural.

- AS Aluminized Spout.
- CT Chrome Tip.
- SB Spherical Ball.
- SF Spherical Flare Loose Flange.
- SP Spout.
- ST Stainless Tip.

- WF Welded Flange.
- WP Welded Pipe.
- WS Welded Spout.

GENERAL INFORMATION

PASSENGER CAR

LIGHT TRUCK

MUFFLER SPECS.

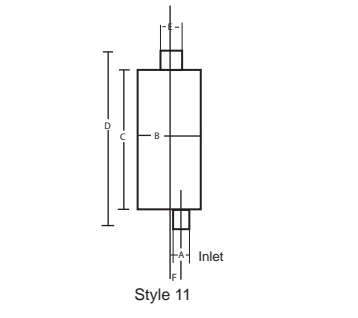
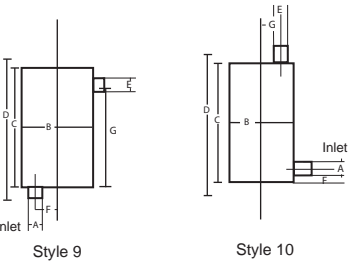
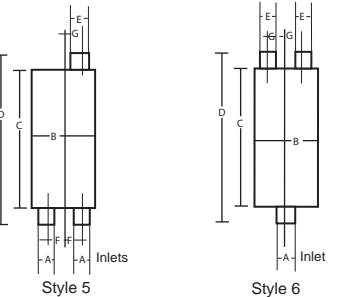
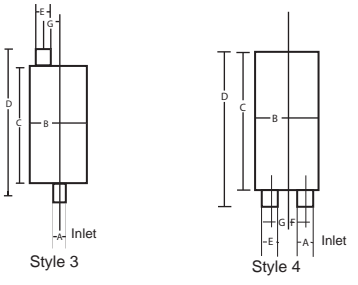
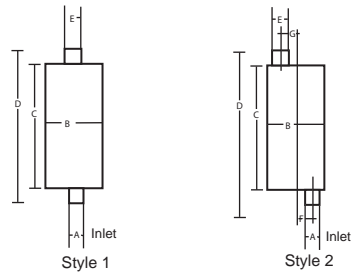
OPTIONAL MUFFLERS

ACCESSORIES

FOOTNOTES

# TABLE 1 - MUFFLER SPECIFICATIONS BY PART NUMBER

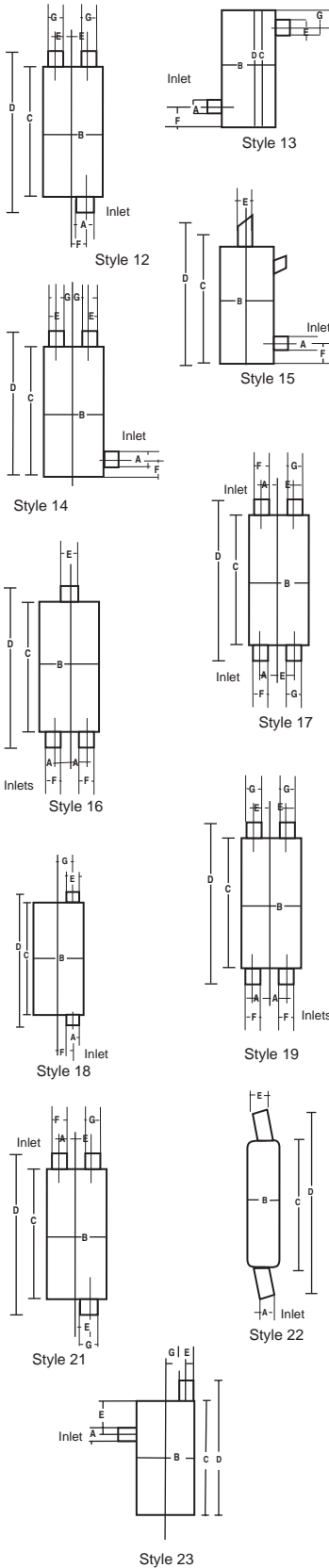
Part No.	Style	Inlet ID (A)	Shell Dia. (B)	Shell Length (C)	Overall Length (D)	Outlet ID (E)	Inlet Offset (F)	Outlet Offset (G)
18365	11	2	4 1/4 x 9 3/4	17	27 3/4	1 3/4 AS		2 7/8
18366	1	1 1/2	4 1/4 x 8 13/16	11	14 1/2	1 1/2 OD		
18367	1	2 WP	4 1/4 x 8 13/16	11	22	2 WP		
18368	12	2 1/2 WP	4 1/4 x 9 3/4	28	37 3/4	2 1/4		
18369	1	1 7/8	4 1/4 x 8 13/16	16	19	1 7/8		
18370	2	2 WF	6	15	20 3/4	1 3/4	1 1/2	1 1/2
18371	2	3	8 5/8	25	42 1/2	3 WP		2
18372	2	1 3/4	4 1/4 x 8 13/16	16	25	1 3/4 AS		2 5/8
18373	11	2 1/2 WP	4 1/4 x 9 3/4	28	41	2 1/2		2 7/8
18374	12	1 7/8	5 1/2 x 11	18	27 1/8	1 1/2 AS		3 3/4
18375	21	2 1/2	4 1/4 x 9 3/4	19	24	2 1/4		
18376	3	1	3 1/4 x 7 3/4	16	19 1/4	1 1/2		2 1/2
18377	11	3	4 1/4 x 9 3/4	23	28 1/2	2 3/4 OD		2 7/8
18378	3	2 1/2	4 1/4 x 9 3/4	28	33	2 1/2		2 7/8
18379	11	2	4 1/4 x 9 3/4	18	22	2 1/4		2 7/8
18381	11	2 1/2	4 1/4 x 9 3/4	25	29	2 1/2		2 7/8
18382	2	2	4 1/4 x 9 3/4	16	19	1 3/4		2 7/8
18385	11	2	4 1/4 x 9 3/4	21	26 1/4	2		2 7/8
18386	3	1 1/2	3 1/4 x 7 3/4	14	18	1 1/2		2 1/2
18387	3	2 1/4	4 1/4 x 9 3/4	19	23	2 1/4		2 7/8
18388	11	2 1/4	4 1/4 x 8 13/16	16	20 3/4	2 1/4 OD		2 5/8
18389	3	2	4 1/4 x 8 13/16	13	17	2 1/8		2
18390	11	2 1/2	4 1/4 x 9 3/4	18	23	2 1/4		2 7/8
18392	2	1 7/8	4 1/4 x 9 3/4	17	20 1/4	1 3/4	3	3
18393	2	2 1/2 WP	4 1/4 x 9 3/4	21	35 1/2	2 1/4		2 7/8
18394	2	1 1/2	6	12	19 5/8	1 1/2 AS		1 1/2
18396	11	2	4 1/4 x 9 3/4	20	33 3/8	2 AS		2 7/8
18397	3	2 WF	4 1/4 x 9 3/4	15	28 1/8	2 WP		2 7/8
18398	11	2 1/2	4 1/4 x 9 3/4	21	27	3 3/16		2 7/8
18399	11	2 1/2	4 1/4 x 9 3/4	21	26 1/2	2 1/4		2 7/8
18400	2	2 WF	6	13	40 1/4	1 3/4 AS		1 1/2
18402	2	2	7	25	28	1 3/4	1 3/4	1 3/4
18403	11	2 1/4	4 1/4 x 9 3/4	17	21	2 1/4		2 7/8
18405	3	2 1/4	4 1/4 x 8 13/16	19	23	2 3/4 OD		2
18406	3	2 1/2	4 1/4 x 9 3/4	21	25	2 1/2		2 7/8
18407	2	2	4 1/4 x 9 3/4	19	22 3/4	2		2 7/8
18409	11	2 1/2	4 1/4 x 9 3/4	21	24	2 1/4		2 7/8
18410	2	1 3/4	4 1/4 x 8 13/16	15	25 5/8	1 3/4 AS		2
18411	2	1 1/2	7	15	24 1/4	1 1/2 AS		1 3/4
18414	2	2	4 1/4 x 8 13/16	14	17 1/4	2		2 5/8
18415	2	1 3/4	4 1/4 x 8 13/16	13	15 3/4	1 3/4 OD		2 5/8
18417	6	2 1/4 WP	4 1/4 x 9 3/4	14	31 1/8	2 1/4 AS		
18418	6	2 1/4 WP	4 1/4 x 9 3/4	14	29 3/4	2 1/4 AS		
18419	3	2 WF	4 1/4 x 9 3/4	15	35 1/2	2 AS		2
18421	2	1 1/2	4 1/4 x 8 13/16	13	16	1 1/2		2 5/8
18422	3	2	7 x 9	13	21 1/2	2 AS		1 9/16
18423	11	1 3/4	4 1/4 x 8 13/16	16	19 3/4	1 3/4		2 5/8
18424	2	1 1/2	6	12	16	1 1/2		1 1/2
18425	2	2 1/4	4 1/4 x 9 3/4	21	25	2 1/4		2 7/8
18426	3	2 1/2	4 1/4 x 8 13/16	13	17 1/2	2 1/8		2
18428	2	1 3/4	7	16	23 5/8	1 7/8 AS		1 3/4
18429	12	1 3/4 WF	6	30	44 3/8	1 1/2 AS		1 1/2
18430	2	2 1/2	7	32	37 3/4	2 1/4		1 3/4
18431	11	2	4 1/4 x 9 3/4	14	17	1 7/8		2 7/8
18432	11	2	4 1/4 x 9 3/4	21	32 5/8	2 AS		2 7/8
18433	11	2 1/4	4 1/4 x 9 3/4	16	27	2 AS		3
18434	1	1 3/4	4 1/4 x 8 13/16	17	21	2		
18435	2	1 3/4	6	15	18	1 3/4		1 1/2
18437	2	2	4 1/4 x 9 3/4	19	24 1/2	2		2 7/8
18439	11	2 OD	5 1/2 x 11	18	27 1/2	1 3/4 AS		4
18440	11	2 1/2	4 1/4 x 9 3/4	21	31 1/2	2 1/4 OD		3
18441	11	2	5 1/2 x 11	18	30	2 (2) OD		4
18442	3	2 1/4	4 1/4 x 9 3/4	16	19	2 1/4		2 7/8
18444	3	2 1/4	4 1/4 x 9 3/4	20	24	2 1/4		3
18446	11	2 WF	5 1/2 x 11	13	29 1/2	1 7/8 OD		4
18447	11	2	5 1/2 x 11	19	29 1/4	2 SP		4
18448	2	1 3/4	5 1/2 x 11	18	27	1 5/8 OD		3 3/4
18449	2	1 7/8	5	19	25 1/2	1 7/8 AS		1 1/4
18450	11	2 WF	5 1/2 x 11	17	30	2 AS		4
18451	11	2 1/4 WF	5 1/2 x 11	27	33 1/2	2 1/4		4
18453	1	1 1/2	4 1/4 x 8 13/16	11	27	1 1/2 AS		
18454	3	2 1/2	7 x 9	26	32	2 1/2		2
18455	3	2 1/2	7 x 9	18	22	2 1/2		2
18456	3	2 1/2	7 x 9	16	21	2 1/2		2
18457	3	2 1/2	4 1/4 x 9 3/4	23	26 1/2	2		2 7/8
18458	3	2 1/4	5 1/2 x 11	23	26 1/2	2		3 1/2
18459	11	2 1/2	4 1/4 x 9 3/4	21	32	2 1/4 OD		3
18460	11	2 1/4	4 1/4 x 9 3/4	21	33	2 WP		3
18461	11	2 1/2 WF	4 1/4 x 9 3/4	20	26	2 1/4		3



- ▲ Arc Welded.
- † Double Wall.
- ◆ Spark Arrestor.
- Welded Heat Shield.
- ❖ Resonator.
- # Special Style, not shown.
- § Stainless.
- ‡ Threaded.
- § Agricultural.
- AS Aluminized Spout.
- CT Chrome Tip.
- SB Spherical Ball.
- SF Spherical Flare Loose Flange.
- SP Spout.
- ST Stainless Tip.
- WF Welded Flange.
- WP Welded Pipe.
- WS Welded Spout.



# TABLE 1 - MUFFLER SPECIFICATIONS BY PART NUMBER



Part No.	Style	Inlet ID (A)	Shell Dia. (B)	Shell Length (C)	Overall Length (D)	Outlet ID (E)	Inlet Offset (F)	Outlet Offset (G)
18462	2	2½	4¼ x 9¾	26	32	2¼ OD	3	2⅞
18463	11	2¼	4¼ x 9¾	19	25	2 OD	3	
18464	11	2	4¼ x 9¾	20	24	2	3	
18465	3	2¼	4¼ x 9¾	18	25	2¼ SP		3
18466	2	2½	7	26	31	2¼	2	1¾
18467	6	2	7 x 9	19	30	2 AS		2
18469	2	1¾	7 x 9	12	15	1½	2	2
18470	1	2	4¼ x 8 <sup>13</sup> / <sub>16</sub>	18	47	2 WP		
18471	12	2	7 x 9	19	33	2 CT	3	2
18472	11	1¾	5½ x 11	18	25	1⅞ AS	4	
18473	1	1⅞ WP	4¼ x 8 <sup>13</sup> / <sub>16</sub>	17	51¼	1⅞ WP		
18474	3	2	7 x 9	18	21¼	1¾		2
18475	3	2	7 x 9	18	21¼	1¾		2
18476	2	2	7	18	21	2	1¼	1¾
18478	11	2	5½ x 11	16	24	1¾ OD	3¾	
18479	11	1¾	4¼ x 9¾	15	20	1⅞ OD	2⅞	
18483	11	2	4¼ x 9¾	18	34	2 AS	3	
18491	4	1¾	6	13	16½	1¾	1½	1½
18493	11	2½	4¼ x 9¾	16	29	2¼	2⅞	
18495	3	1¾	4¼ x 8 <sup>13</sup> / <sub>16</sub>	17	41	2 OD		2
18499	11	2¼	4¼ x 9¾	19	24¼	2¼ OD	2⅞	
18527	11	1¾	4¼ x 8 <sup>13</sup> / <sub>16</sub>	15	18	1¾	2⅞	2
18528	11	1¾	4¼ x 9¾	12	14½	1¾	2⅞	
18550	11	2¼	4¼ x 9¾	21	34⅞	2¼ OD	2⅞	
18551	11	2½	4¼ x 9¾	21	32	2¼ OD	2⅞	
18553	2	2	6	25	29	2	1½	1½
18557	10	2 OD	7 x 9	24	32	2 SP		
18558	2	1¾ OD	7 x 9	13	42	1¾ OD		
18559	3	2¼	4¼ x 9¾	25	37	2		2⅞
18560	3	2	4¼ x 9¾	20	29	2 OD	2⅞	
18561	2	1¾ WF	7 x 9	13	42	1¾ OD		
18562	2	2 OD	5½ x 11	18	57	1⅞ SP		
18563	2	1⅞	7	19	34½	1⅞ OD		
18564	16	2¼ SF	5½ x 11	20	39	2	3½ (2)	
18565	3	2¼	4¼ x 9¾	25	30	2		2⅞
18566	2	2½	7 x 9	17	20¾	2½	1	1
18567	11	2	5½ x 11	19	36½	2 OD	1½	
18568	3	2¼	4¼ x 9¾	20	24½	2¼		2⅞
18569	11	1½ OD	7 x 9	14	28	1½ OD	2	1
18570	2	2½	7 x 9	30	37½	2½	1	1
18571	4	2	7 x 9	22	30¾	2	2	2
18572	2	1¾	5½ x 11	12	21	1¾ OD		3½
18573	11	2	4¼ x 9¾	21	25½	2 OD	2⅞	
18574	3	2¼	4¼ x 9¾	18	21½	2¼	⅞	2⅞
18575	11	2	4¼ x 9¾	21	25½	2	2⅞	
18576	2	1⅞	7 x 9	14	17¼	2¼	1	1
18577	2	2½	7 x 9	22	26	2½	1½	1
18578	11	2	5½ x 11	20	38	WS	3½	
18579	#	2	4¼ x 9¾	20	24	2		
18580	2	1½ WF	7	16	45	1½ OD		
18581	11	2	5½ x 11	16	27¾	2 OD	3¾	1
18582	2	1⅞	7	16	29⅞	1¾ OD		
18583	11	2	5½ x 11	20	39	WS	3½	
18584	11	2	5½ x 11	20	38	WS	3½	
18585	2	1¾ WF	7 x 9	13	32½	1¾ OD		
18586	3	1¾ WF	4¼ x 8 <sup>13</sup> / <sub>16</sub>	20	74	1¾ SP		
18587	2	2	7	21	61⅞	2¼ OD		
18588	11	2	4¼ x 9¾	32	25	2	2⅞	
18589	2	2	4¼ x 9¾	19	27	2 OD	2⅞	2⅞
18590	2	2½	7 x 9	30	33¾	2½ OD	1	1
18591	2	2	7 x 9	20	26½	2 OD	2	2
18592	11	2	5½ x 11	20	39	WS	3½	
18593	16	2¼ SF	4¼ x 9¾	20	29	2	2⅞ (2)	
18594	2	2½	7 x 9	22	26¼	2½	1	1
18595	2	2 WF	7 x 9	20	50¾	2 WF		
18596	2	2½	7	24	29	2¼	1¾	1¾
18597	2	2 WF	5½ x 11	16	29¾	1⅞ SP		
18598	2	2¼	4¼ x 9¾	19	23	2	3	3
18599	2	2¼	4¼ x 9¾	19	23	2	3	3
18766	11	3	4¼ x 9¾	20	26½	3		
18800	2	2	4¼ x 9¾	19	29	2 OD	2⅞	2⅞
18801	2	1⅞	7 x 9	14	17¼	2¼	1	1
18802	11	2	5½ x 11	15	16½	2 OD	3¾	1
18803	2	1¾ WF	4¼ x 8 <sup>13</sup> / <sub>16</sub>	13	45	1½ OD		
18804	11	2	5½ x 11	20	38	WS	3½	
18805	5	2	7 x 9	22	26	2¾ OD	1	1
18806	2	2	5½ x 11	18	24½	2 AS	3¾	3¾
18807	12	2 WF	7¾ x 10	23	53½	1½ AS		
18808	2	2	5½ x 11	12	21	2 OD		3½

- ▲ Arc Welded.
- † Double Wall.
- ◆ Spark Arrestor.
- Welded Heat Shield.
- ❖ Resonator.

- # Special Style, not shown.
- § Stainless.
- ‡ Threaded.
- § Agricultural.

- AS Aluminized Spout.
- CT Chrome Tip.
- SB Spherical Ball.
- SF Spherical Flare Loose Flange.
- SP Spout.
- ST Stainless Tip.

- WF Welded Flange.
- WP Welded Pipe.
- WS Welded Spout.

GENERAL INFORMATION

PASSENGER CAR

LIGHT TRUCK

MUFFLER SPECS.

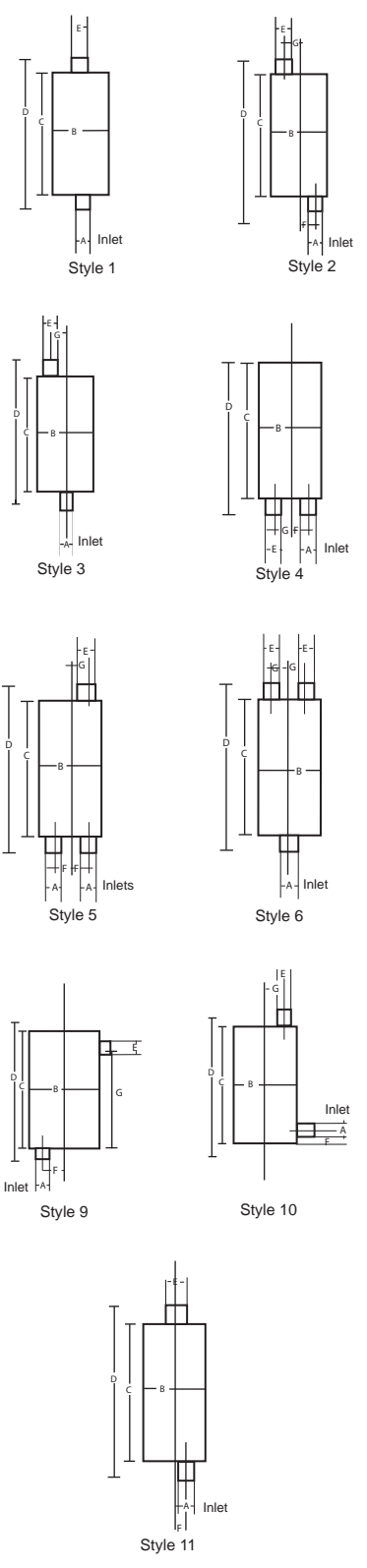
OPTIONAL MUFFLERS

ACCESSORIES

FOOTNOTES

# TABLE 1 - MUFFLER SPECIFICATIONS BY PART NUMBER

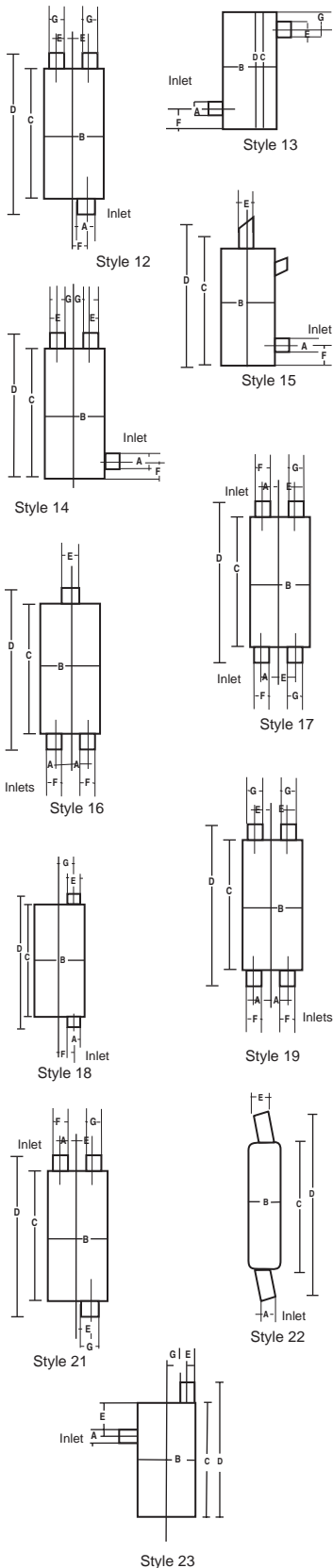
Part No.	Style	Inlet ID (A)	Shell Dia. (B)	Shell Length (C)	Overall Length (D)	Outlet ID (E)	Inlet Offset (F)	Outlet Offset (G)
18809	2	1 3/4 WF	5 1/2 x 11	18	56 5/8	1 3/4 OD		
18810	2	2 1/4	7 x 9	20	24	2 1/2	2	2
18811	11	2	4 1/4 x 9 3/4	20	46 1/8	2 SP		
18812	2	2 WF	7 x 9	20	47	2 WF		
18813	11	WF	5 1/2 x 11	27	32 1/2	2 1/4	3 1/2	
18814	11	2	7 x 9	20	43	2 SP		
18815	5	WF	5 1/2 x 11	20	30	2 1/4	3 1/2 (2)	
18816	2	1 3/4 WF	7 x 9	13	35	1 3/4 OD		
18817	11	2 1/4	4 1/4 x 9 3/4	22	31	2 1/4 AS	3	
18818	2	2 WF	5 1/2 x 11	17	57	1 1/2 OD		
18819	2	2 1/2	7	26	31	2 1/2	1 3/4	1 3/4
18820	12	2	5 1/2 x 11	15	29	2 1/4 OD	3 1/2	
18821	2	2 WF	7 x 9	22	56	2 WF		
18822	#	2	7 x 9	14	32	2 1/4 OD	2	1
18823	2	2 3/4	7 x 9	24	29	2 3/4 OD	1 1/8	1 1/8
18824	5	2	7 x 9	24	29	2 3/4 OD		2
18825	2	2 1/4	7 x 9	20	62	2 OD		
18826	#	2	7 x 9	15	28	2 1/4 OD	2	1
18827	11	2 1/4	4 1/4 x 9 3/4	19	32 3/4	2 1/4	2 7/8	
18828	2	2 OD	5 1/2 x 11	20	39 3/4	2 SP		
18829	2	3 OD	7 x 9	24	35	2 1/2	2	2
18830	3	1 3/4 WF	4 1/4 x 8 13/16	18	56	1 3/4 OD		
18831	2	2 1/2	4 1/4 x 9 3/4	21	24	2 1/4	2 7/8	2 7/8
18832	2	2	5 1/2 x 11	20	40 3/8	2 SP		
18833	3	2 1/4	4 1/4 x 9 3/4	25	30	2 OD		2 7/8
18839	3	1 3/4	4 1/4 x 9 3/4	20	37 1/8	2 OD	2 7/8	2 AS
18842	3	2 1/2	4 1/4 x 9 3/4	14	24	2 1/4 OD	2 7/8	
18844	12	2 1/2	4 1/4 x 9 3/4	23	27 1/2	2 (2) OD	2 7/8	2 7/8
18845	11	2	4 1/4 x 9 3/4	20	25 1/4	2	2 7/8	
18846	2	2	7 x 9	20	26 1/2	2 WF		
18848	2	2	4 1/4 x 9 3/4	16	19 1/2	2 OD	2 7/8	2 7/8
18849	10	2 1/4	5 1/2 x 11	20	27	2 OD		
18850	10	2 1/4	5 1/2 x 11	20	27	2 1/4 OD		
18851	11	1 3/4	5 1/2 x 11	13	15 1/2	1 3/4	3 3/4	
18852	10	2 1/4 OD	5 1/2 x 11	20	36 1/2	1 3/4		1 1/2
18853	1	4	8 3/8	25	33 1/2	3 OD	2	1 3/4
18854	14	2 1/4 OD	5 1/2 x 11	20	36 1/2	1 3/4 CT		
18855	14	2 WF	5 1/2 x 11	20	21 1/4	1 3/4 (2) OD	1 1/2	
18856	1	2	4 1/4 x 8 13/16	18	34 5/8	2		
18857	2	WF	7 x 9	18	49	1 3/4 OD		
18858	2	2 WF	7	17	41 1/8	1 7/8 SP		
18859	2	1 7/8 WF	5 1/2 x 11	13	39 7/8	1 3/4 SP		
18860	2	2 WF	7 1/2 x 9 1/2	16	39	2 OD		
18862	2	1 3/4 WF	7 x 9	12	33	1 1/2 OD		
18865	2	1 7/8 WF	7 x 9	18	52 1/4	1 1/2 OD		
18866	11	1 3/4 WF	4 1/4 x 8 13/16	13	42	1 1/2 OD		
18867	2	1 3/4 WF	7 x 9	12	42 1/4	1 1/2 OD		
18875	2	2 WF	5 1/2 x 11	18	42 7/8	2 OD		
18876	2	1 1/2 WF	4 1/4 x 9 3/4	17	38 3/4	1 1/2 OD		
18877	2	1 7/8 WF	5 1/2 x 11	18	43	2 OD		
18878	2	1 7/8 WF	7 x 9	18	51 3/4	1 1/2 OD		
18879	2	1 3/4 WF	5 1/2 x 11	18	57 7/8	1 3/4 OD		
18881	2	2 WF	7 x 9	15	49 9/8	1 1/2 OD		
18883	2	2 WF	11 1/2 x 9	14	40 1/4	1 1/2 OD		
18884	2	1 7/8 WF	7	15	45 1/4	1 7/8 OD		
18885	11	2 1/4	5 1/2 x 11	19	33	2	3 3/4	
18886	2	2 WF	5 1/2 x 11	19	46 1/4	2 SP		
18887	2	3	7 x 9	22	27 1/2	3	1 3/4	1 3/4
18888	3	2 WF	5 1/2 x 11	20	74 1/8	2 OD		
18889	2	2 1/2 OD	7 x 9	24	28	2 1/2 OD		
18890	2	2 1/2 OD	7 x 9	30	37 1/2	2 1/2 OD		
18891	11	2 1/4	5 1/2 x 11	17	49 7/8	2 1/4 OD		
18892	11	2 1/4 WF	4 1/4 x 8 13/16	28	41 1/4	2 1/4	2	
18893	2	2 1/4	5 1/2 x 11	15	29	2 1/4 OD	3 3/4	1
18894	2	2 1/4	4 1/4 x 9 3/4	19	26	2 SP	2 7/8	2 7/8
18895	2	2 1/4 OD	5 1/2 x 11	15	27 3/4	2 1/4 SP		
18896	3	2 1/4 OD	4 1/4 x 9 3/4	18	35	2 1/4 OD		
18897	2	2 1/2	7 x 9	25	37	2 1/4 OD		
18898	3	WF	5 1/2 x 11	27	44 1/8	2 1/2 OD		3 1/2
18899	2	1 3/4 WF	5 1/2 x 11	17	32 3/4	1 3/4 OD		
18900	11	2 1/4	4 1/4 x 8 13/16	28	30	2 1/4	2	
18901	2	2 1/4 WF	5 1/2 x 11	21	57	2 1/4 WF		
18903	2	2 WF	5 1/2 x 11	19	30 1/2	2 SP	3 3/4	1
18904	2	1 15/16 WF	5 1/2 x 11	18	26 1/4	2 SP		
18905	2	1 3/4 WF	7 x 9	15	39 1/4	1 3/4 SP		
18906	2	2 1/2 (2)	7 x 9	24	29	2 3/4 OD	2 5/8 (2)	1
18907	11	2 1/4	5 1/2 x 11	16	29 3/4	2 SP	3 1/2	
18908	2	2 WF	7 x 9	19	36 1/2	2 WF		
18909	11	2 1/4 OD (2)	5 1/2 x 11	20	31 5/8	2 1/4	3 1/2	



- ▲ Arc Welded.
- † Double Wall.
- ◆ Spark Arrestor.
- Welded Heat Shield.
- ❖ Resonator.
- # Special Style, not shown.
- § Stainless.
- ± Threaded.
- § Agricultural.
- AS Aluminized Spout.
- CT Chrome Tip.
- SB Spherical Ball.
- SF Spherical Flare Loose Flange.
- SP Spout.
- ST Stainless Tip.
- WF Welded Flange.
- WP Welded Pipe.
- WS Welded Spout.



# TABLE 1 - MUFFLER SPECIFICATIONS BY PART NUMBER



Part No.	Style	Inlet ID (A)	Shell Dia. (B)	Shell Length (C)	Overall Length (D)	Outlet ID (E)	Inlet Offset (F)	Outlet Offset (G)
18910	1	2	4 1/4 x 8 13/16	22	35 1/2	2 WF		
18911	2	1 3/4 WF	7 x 9	13	23	1 1/8 OD		
18912	2	2 1/4	5 1/2 x 11	17	21 3/4	2 1/4	3 1/2	3 1/2
18913	11	2 1/2	5 1/2 x 11	20	24	2 1/4	3 1/2	
18914	2	2 1/2	7 x 9	24	28	2 1/2	1	1
18915	3	2 3/4 WF	5 1/2 x 11	27	38 1/2	2 1/2		3 1/2
18916	2	2 1/4	7 x 9	16	35 1/4	2 1/4 OD		
18917	3	2 1/4	4 1/4 x 9 3/4	18	28	2 SP		3
18918	3	2 1/2	5 1/2 x 11	26	29 1/2	2 1/2		3 1/2
18919	2	2 OD	5 1/2 x 11	17	29 1/4	2 OD		
18920	2	2 1/2	5 1/2 x 11	17	21 3/4	2 1/2 OD	3 1/2	3 1/2
18921	2	2 1/2	7 x 9	22	26	2 1/4	1	1
18922	2	2 WF	7 x 9	17	46 1/4	2 SP		
18924	2	2 1/4 WF	7 x 9	21	84 1/2	2 OD		
18925	16	2 1/4 (2)	3 1/4 x 7 3/4	16	21 1/4	2 1/2 OD		
18926	16	2 1/4 (2)	3 1/4 x 7 3/4	16	21 1/4	2 1/2 OD	1 1/2 (2)	
18927	3	2 1/4	5 1/2 x 11	19	47 3/4	1 3/4 OD		
18928	2	2 1/4 OD	7	24	34 1/8	2 1/4	1 3/4	1 3/4
18929	2	2 1/4	7 x 9	24	28	2 1/4	1	2
18930	2	2 1/8 WF	5 1/2 x 11	20	43 1/8	2 SP		
18931	3	2 WF	5 1/2 x 11	20	63 1/8	2 OD		
18932	13	2 1/16 SF	4 1/4 x 9 3/4	20	86 3/4	2 1/8		
18933	2	2	4 1/4 x 9 3/4	16	27	2 OD		
18934	11	2 3/4 OD	4 1/4 x 9 3/4	20	25 1/2	2 1/4	2 7/8	
18935	2	1 1/8 WF	7	23	44 1/4	1 1/8 OD		
18936	2	3 OD	7	28	35 1/2	2	1 3/4	1 3/4
18937	2	2 1/2 SF	7	16	41 1/8	1 3/4 OD		
18938	2	2 WF	7 x 9	17	49 7/8	1 3/4 OD		
18939	2	2 WF	7 x 9	18	47 1/8	2 SP		
18940	2	2	4 1/4 x 9 3/4	9	35 3/4	2 OD		
18941	2	2 3/4 WF	7 x 9	24	31 1/8	2 1/2	2	2
18942	11	2 1/4	4 1/4 x 8 13/16	28	32	2 1/4	2	
18943	2	1 3/4	7 x 9	15	37 1/4	2 SP		
18944	3	2 1/4 WF	5 1/2 x 11	25	30 1/8	2 1/4 WF		3 1/2
18945	11	2 1/4	5 1/2 x 11	17	33 1/4	2 SP		
18946	2	2 1/4 WF	7 x 9	21	74 1/2	2 1/4 OD		
18947	2	2 1/2	7 x 9	24	28	2 1/2		
18948	11	2 1/4	5 1/2 x 11	15	27 1/4	2 1/4 SP	3 3/4	1
18949	2	1 1/8	7 x 9	14	32 1/2	2 1/4 SP	1	1
18950	2	1 1/8	7 x 9	14	32 1/2	2 1/4 SP	1	1
18951	2	2	7 x 9	19	22 1/2	2	2	2
18952	3	2 1/2	4 1/4 x 9 3/4	26	30	2 1/4		2 7/8
18953	11	2	5 1/2 x 11	13	25 3/4	2	3 1/2	
18954	11	2 1/8	7 x 9	21	81 1/2	2 5/8	2	
18955	2	2 1/2	7 x 9	30	34	2 1/2	1	1
18956	2	2 1/2	7 x 9	24	28	2 1/2	1 3/4	1 3/4
18957	3	2 5/8	7 x 9	24	28	2 5/8		2
18958	2	3	7 x 9	24	32 1/2	3	2 5/8	2
18959	3	2 1/8	4 1/4 x 9 3/4	20	26 1/2	2 1/4		2 7/8
18960	2	2 WF	6	15	80 1/2	2 OD		
18961	2	2 1/2 SF	7	20	48	1 1/8 SP		
18962	1	2 WF	5	12	49 1/2	2 1/4 OD		
18963	16	1 3/4 (2)	5 1/2 x 11	18	39 1/2	2 WF		
18964	16	1 3/4 (2)	5 1/2 x 11	18	30	2 WF		
18965	2	3	7 x 9	26	38	3		
18966	5	2 WF	7 x 9	23	44	2 SP		
18967	2	2 WF	7 x 9	17	41	2 SP		
18969	11	2 1/4	5 1/2 x 11	19	30 1/8	2 OD		
18971	2	2	4 1/4 x 8 13/16	16	19	2	3 3/4	1
18972	2	3	9 x 7	20	25 1/2	3	2 5/8	2 5/8
18973	3	2 1/4	4 1/4 x 9 3/4	26	30	2 1/4		2 7/8
18974	2	1 1/8	7	16	32 1/8	1 1/8	1 1/2	1 1/2
18977	2	2 1/2	7 x 9	28	32	2 1/2	1	1
18978	3	2 1/4	4 1/4 x 9 3/4	18	22	2 1/4 OD		2 7/8
18979	1	2 OD	4 1/4 x 8 7/8	22	35 1/2	WF		
18980	2	1 1/8	7 x 9	14	28 1/8	2 OD	2	1
18981	2	1 1/8	7 x 9	14	28 1/8	2 OD	2	1
18982	11	2 1/4	5 1/2 x 11	15	22 5/8	2 1/4	3 3/4	1
18983	15	2 1/4	5 1/2 x 11	27	29	2 1/4		11 1/4
18984	11	2	6 x 11 1/2	13	26 7/8	SP	2	
18985	5	2 (2)	7 x 9	22	26	2 3/4 OD	1	1
18986	3	2 1/2	5 1/2 x 11	27	32	2 1/4	3 1/2	
21012	2	1	6	10	18 1/2	1 1/2	1 1/2	1 1/2
21028	1	2	5	21	25 1/4	1 13/16 OD		
21033\$	1	2 1/4	4 1/4	22 1/2	26 3/4	2 1/4		
21035\$	1	1 1/2	3 1/4	24	34 1/4	1 1/2 OD		
21039\$	1	2	4 5/8	15 1/2	28 1/8	2		
21040\$	1	1 1/8	3 1/4	9 1/2	22 1/4	1 1/8		
21041\$	1	2 1/8	4 1/2	11	21	2 1/8		

- ▲ Arc Welded.
- † Double Wall.
- ◆ Spark Arrestor.
- Welded Heat Shield.
- ❖ Resonator.

- # Special Style, not shown.
- \$ Stainless.
- ± Threaded.
- § Agricultural.

- AS Aluminized Spout.
- CT Chrome Tip.
- SB Spherical Ball.
- SF Spherical Flare Loose Flange.
- SP Spout.
- ST Stainless Tip.

- WF Welded Flange.
- WP Welded Pipe.
- WS Welded Spout.

GENERAL INFORMATION

PASSENGER CAR

LIGHT TRUCK

MUFFLER SPECS.

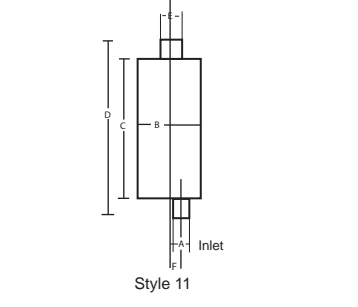
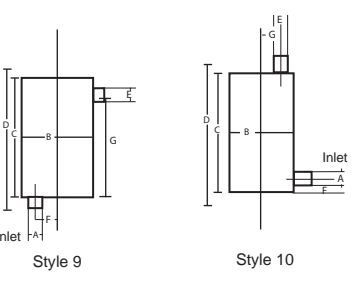
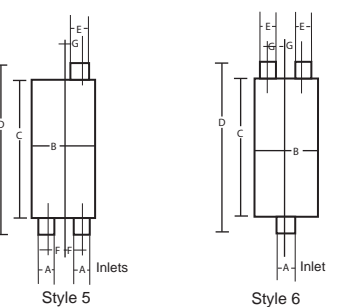
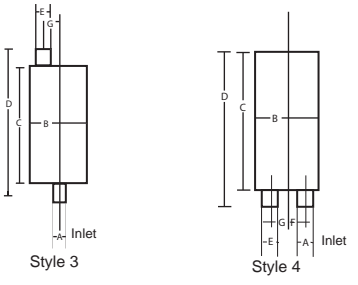
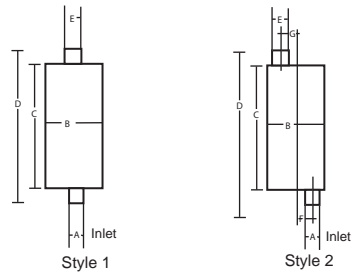
OPTIONAL MUFFLERS

ACCESSORIES

FOOTNOTES

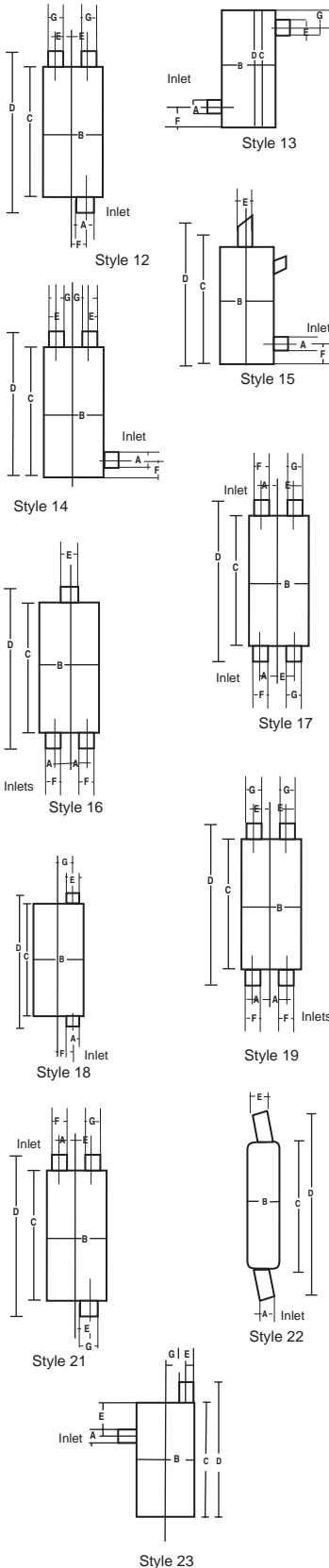
# TABLE 1 - MUFFLER SPECIFICATIONS BY PART NUMBER

Part No.	Style	Inlet ID (A)	Shell Dia. (B)	Shell Length (C)	Overall Length (D)	Outlet ID (E)	Inlet Offset (F)	Outlet Offset (G)
21044	3	2 3/4	7 x 9	18	24	2 1/2	2	
21045	3	2 1/4	4 1/4 x 9 3/4	21	26	2 1/4	2 7/8	
21046	2	2 3/4	7 x 9	24	29	2 3/4 OD	2	2
21047	3	2 1/2	7 x 9	18	22	2 1/2		2
21050	1	3	5	24	36	3 OD		
21054	11	3	4 1/4 x 9 3/4	24	29	3	2 7/8	
21060S	1	2 1/8	5 5/8	17 3/4	32	2 1/2 OD		
21063	11	2 1/2	4 1/2 x 9 3/4	22	31	2 1/2	2 7/8	
21069▲	13	4	11 1/8	36	36	4 OD	4 1/4	22
21070▲	23	5	10 x 15	27	29 3/4	5	4	3
21071▲	23	4	8 1/4 x 11 1/2	28 1/2	31	4	5 1/4	2 1/2
21073▲	9	3 1/2	8 1/4 x 11 1/2	32	34 7/8	4 OD	2 1/2	21 1/4
21074▲	9	3 1/2	8 1/4 x 11 1/2	31 1/2	34 3/4	4 OD	2 1/2	7 1/8
21075	12	3	7	28	32 1/2	2 (2)	1 3/4	1 3/4
21079	12	WP	7	28	39	2 1/4	1 3/4	1 3/4
21092	3	2 1/2	7 x 9	26	32	2 1/2		2
21093	3	2 1/2	7 x 9	16	21	2 1/2	1	2
21094	6	2	7 x 9	19	31 1/2	1 3/4 CT		2
21097	2	2 1/2	6	29	35	2 1/2	1 1/2	1 1/2
21105▲	2	1 3/4	5 1/2 x 11	18	27 1/2	1 5/8 OD	3 3/4	3 3/4
21108	11	2	7 x 9	13	21	1 3/4 AS		2
21109	2	2 1/2	4 1/4 x 9 3/4	19	23	2 1/2	3	3
21110	2	2 1/4	4 1/4 x 9 3/4	19	23	2	3	3
21111	2	2 1/4	4 1/4 x 9 3/4	19	23	2	3	3
21112	6	2	7 x 9	19	29 1/2	1 3/4 AS		2
21124	2	2	7 x 9	17	21	2 AS	2	2
21125	2	2	7 x 9	17	21	2 AS	2	2
21132♦	1	2	4	11 1/4	24	2 AS		
21133♦	1	2	4	11 1/4	24	2 AS		
21134	11	2 1/2	4 1/2 x 9 3/4	21	32	2 1/4 OD	2 7/8	
21135	11	2	5 1/2 x 11	19	30 1/2	2 OD	3 3/4	1
21137	4	4	10	28 1/8	32	4	2 3/8	2 3/8
21138	1	3	6	26	36 1/2	3		
21140	2	1 3/4	5 1/2 x 11	12	21	1 3/4 OD		3 1/2
21141	2	2	5 1/2 x 11	12	21	2 OD		3 1/2
21146	1	3	7	12	20	3		
21151▲♦	2	2 1/2	6 1/2	23	27 3/4	2 1/4	1 1/2	1 1/2
21152▲	2	2 3/4	7	29 3/4	36 1/4	2 1/4	1 3/4	1 3/4
21161	10	4	10 x 15	21 1/8	25 1/4	5	3	4 1/4
21163	1	2 1/2	6	24	30	2 1/2		
21165	9	5	11	36	39	5	2 1/2	7 1/2
21169▲	2	2	6	22 1/2	29	2	1 1/8	1 1/8
21172	1	4	9	15	22	4		
21174▲	2	4	10 x 15	26	33	4	4 1/4	4 1/4
21175	4	4	10 x 15	36	39 1/2	4	1/4	4 1/2
21179	11	2 1/4	5 1/2 x 11	23	26 1/2	2	3 1/2	
21180	#	2 1/4	5 1/2 x 11	23	26 1/2	2	3 1/2	3 1/2
21181	10	2 1/4 OD	5 1/2 x 11	20	36 1/2	1 3/4		1 1/2
21182	11	2	5 1/2 x 11	19	36 1/2	2 OD	1 1/2	
21183	#	2 1/8 WF OD	5 1/2 x 11	19	39	SP	3 3/4	1
21184	11	1 1/2 OD	7 x 9	14	28	1 1/2 OD	2	1
21186	12	2 1/4	5 1/2 x 11	19	35 1/2	1	3 3/4	
21188S	1	2	4 1/4	12 3/4	17	2		
21190	11	2	4 1/4 x 9 3/4	21	25 1/2	2	2 7/8	
21191	#	2 1/4	4 1/4 x 9 3/4	18	27 1/2	2 1/4 OD		3
21192	11	2	4 1/4 x 9 3/4	21	25 1/2	2 OD	2 7/8	
21193	11	2 1/4	4 1/4 x 9 3/4	21	34 1/2	2 1/4 OD	2 7/8	
21194	11	WF	4 1/4 x 9 3/4	20	25 1/2	2 1/4	2 7/8	
21195	11	WF	5 1/2 x 11	27	32 1/2	2 1/4	3 1/2	
21196	2	2	7 x 9	20	26 1/2	2 OD	2	2
21197	1	1 1/2	4 1/4 x 8 13/16	11	14 1/2	1 1/2 OD		1/2
21199	2	2	4 1/4 x 9 3/4	16	19 1/2	2 OD	2 7/8	2 7/8
21200	3	2 1/4	4 1/4 x 9 3/4	16	19 1/4	2 1/4	5/8	2 7/8
21201	#	2	4 1/4 x 9 3/4	20	24	2		
21203	2	2	5 1/2 x 11	15	26	2 1/4 OD	3 3/4	1
21209	2	2	5 1/2 x 11	15	26	2 1/4 OD	3 3/4	1
21250	11	2	5 1/2 x 11	16	27 3/4	2 OD	3 3/4	1
21253	10	2 1/4	5 1/2 x 11	20	27	2 OD	1	1
21254	10	2 1/4	5 1/2 x 11	20	27	2 1/4 OD		
21257	1	1 1/2	4 1/4 x 8 7/8	11	27	1 1/2 OD		1/2
21259	2	2 1/2	6	29	34 1/4	2 1/4 OD	1 1/2	1 1/2
21262	11	2 1/2	4 1/4 x 9 3/4	21	31 1/2	2 1/4 OD	2 7/8	
21265	11	2	5 1/2 x 11	20	38	WS	3 1/2	
21266	11	2	5 1/2 x 11	20	39	WS	3 1/2	
21267	11	2	5 1/2 x 11	20	39	WS	3 1/2	
21272	3	2 1/4	4 1/4 x 9 3/4	25	30	2		2 7/8
21275	3	2 1/4	4 1/4 x 9 3/4	25	37	2		2 7/8
21276	3	2 1/4	4 1/4 x 9 3/4	20	24	2 1/4		3
21277	2	2 1/4	4 1/4 x 8 13/16	16	18 1/2	2 1/4	2	2



- ▲ Arc Welded.
- † Double Wall.
- ◆ Spark Arrestor.
- Welded Heat Shield.
- ♦ Resonator.
- # Special Style, not shown.
- ‡ Stainless.
- ± Threaded.
- § Agricultural.
- AS Aluminized Spout.
- CT Chrome Tip.
- SB Spherical Ball.
- SF Spherical Flare Loose Flange.
- SP Spout.
- ST Stainless Tip.
- WF Welded Flange.
- WP Welded Pipe.
- WS Welded Spout.

# TABLE 1 - MUFFLER SPECIFICATIONS BY PART NUMBER



Part No.	Style	Inlet ID (A)	Shell Dia. (B)	Shell Length (C)	Overall Length (D)	Outlet ID (E)	Inlet Offset (F)	Outlet Offset (G)
21278	2	2 1/4	4 1/4 x 8 13/16	16	18 1/2	2 1/4	2	2
21279	2	2	4 1/4 x 9 3/4	19	27	2 OD	2 7/8	2 7/8
21282	5	2 (2)	7 x 9	24	29	2 3/4 OD		2
21283	11	2 1/4	4 1/4 x 9 3/4	19	33	2 1/4 OD	3	
21284	11	2	5 1/2 x 11	18	29	1 3/4 OD	3 1/2	
21285	11	2	5 1/2 x 11	18	30 1/4	2 (2) OD	3 1/2	
21286	2	2 1/4	7 x 9	20	24	2 1/2	2	2
21289	5	2 (2)	7 x 9	22	26	2 3/4 OD	1	1
21290	#	2 1/4	4 1/4 x 9 3/4	18	31 1/4	2 OD		3
21291	5	2 (2)	7 x 9	22	26	2 3/4 OD	1	1
21292	2	2 1/2	7 x 9	22	26	2 1/2	1 1/8	1
21300	4	3 1/2	8 1/4 x 11 1/2	32	34 3/4	4 OD	2 1/2	2 1/2
21301	5	WF	5 1/2 x 11	20	30	2 1/4	3 1/2 (2)	
21302	11	2 1/2	5 1/2 x 11	20	24	2 1/4	3 1/2	
21303	11	2 1/4	4 1/4 x 9 3/4	22	37	2 OD	3	
21304	11	2	5 1/2 x 11	20	37	2 OD	3	
21305	11	2	5 1/2 x 11	20	37	2 OD	3	
21306	2	3 OD	7 x 9	24	35	2 1/2	2	2
21307	10	2 1/4	5 1/2 x 11	20	26	2 3/8 SP OD		
21314	3	2	3 1/4 x 7 3/4	27	33 3/4	1 13/16 OD		2 1/2
21315	2	2 1/4	7 x 9	20	24	2 1/4	2	2
21316	11	2	4 1/4 x 9 3/4	15	29	2 OD	3	
21317	11	2	4 1/4 x 9 3/4	16	29	2 OD	3	
21318	#	2	7 x 9	15	28	2 1/4 OD	2	1
21319	#	2	7 x 9	14	32	2 1/4 OD	2	1
21320	2	1 3/4	4 1/2 x 9 3/4	19	26	2 OD	2 7/8	2 7/8
21321	2	1 3/4	4 1/4 x 9 3/4	19	26	2 OD	2 7/8	2 7/8
21322	2	1 3/4	4 1/4 x 9 3/4	19	29	1 3/4 OD	2 7/8	2 7/8
21323	2	1 3/4	4 1/4 x 9 3/4	19	29	1 3/4 OD	2 7/8	2 7/8
21324	4	2	7 x 9	22	23 3/4	2	2	2
21325	11	2 1/4 WF	4 1/4 x 8 13/16	28	33 1/4	2 1/4	2	
21326	2	2 1/4	7	24	35 1/8	2 1/4	1 3/4	1 3/4
21328	11	2	5 1/2 x 11	19	30	2 OD	3 3/4	1
21333	11	2 1/4	5 1/2 x 11	19	30 1/8	2 OD	3 3/4	1
21334	2	3	7 x 9	24	33 1/2	2 3/4 OD	2	2
21336	2	2 1/2	7 x 9	17	20 3/4	2 1/2	1	1
21337	3	2 1/4	4 1/4 x 9 3/4	18	21 1/2	2 1/4	5/8	2 7/8
21338	2	2 1/2	7 x 9	30	33 3/4	2 1/2 OD	1	1
21339	11	2 1/4	4 1/4 x 9 3/4	19	32 3/4	2 1/4	2 7/8	
21341	11	2	5 1/2 x 11	15	29	2 1/4 OD	3 1/2	
21342	3	2	4 1/4 x 9 3/4	20	29	2 OD	2 7/8	
21343	11	2	4 1/4 x 9 3/4	20	25 1/4	2	2 7/8	
21344	16	2 1/4 SF	5 1/2 x 11	20	39	2	3 1/2 (2)	
21345	16	2 1/4 SF	4 1/4 x 9 3/4	20	29	2	2 7/8 (2)	
21346	11	2 1/4 OD	5 1/2 x 11	15	27 3/4	2 1/4 SP		
21347	2	2 1/2	7 x 9	22	26	2 1/4	1	1
21348	11	1 3/4	4 1/4 x 9 3/4	15	22 1/2	1 1/8 OD	2 7/8	
21349	3	2 3/8 WF	4 7/8 x 9 3/4	20	38 1/2	2 1/8		
21351	2	2 1/2	7 x 9	30	37 1/2	2 1/2	1	1
21352	3	2 1/4	7 x 9	24	30	2	1	2
21353	11	2	4 1/4 x 9 3/4	32	25	2	2 7/8	
21354	2	2	4 1/4 x 8 13/16	16	19	2	2	2
21355	2	2 1/2	7 x 9	24	28	2 1/2	1	1
21356	2	2 3/4	7 x 9	24	29	2 3/4 OD	1 1/8	1 1/8
21357	3	2 1/4	4 1/2 x 11	20	24 1/2	2 1/4		2 7/8
21358	16	2 1/4	3 1/4 x 7 3/4	16	21 1/2	2 1/4 OD	1 1/2 (2)	
21360	2	2 1/4	5 1/2 x 11	17	21 1/2	2 1/4 OD	3 1/2	3 1/2
21362	11	2 1/4	4 1/4 x 9 3/4	14	24 1/2	2 1/4 OD	2 7/8	
21363	11	WF	4 1/4 x 9 3/4	20	25 1/2	2 1/4	2 7/8	
21364	11	WF	5 1/2 x 11	27	32 1/2	2 1/4	3 1/2	
21366	16	2 1/2 SF	5 1/2 x 11	20	31 3/4	2 1/4	3 1/2	
21367	16	3 WF	7 x 9	21	39 1/8	2 3/4 OD	2	
21368	11	WF	7 x 9	21	39 1/8	2 3/4 OD	2	
21372	11	2 1/4	4 1/4 x 9 3/4	14	25	2 1/4 OD	2 7/8	
21373	2	2 1/2	7 x 9	22	26 1/4	2 1/2	1	1
21374	16	2 1/4	3 1/2 x 8	16	21 1/4	2 1/2	2	
21375	2	2 1/2	5 1/2 x 11	17	21 3/4	2 1/2 OD	3 1/2	3 1/2
21376	11	2 1/2	4 1/4 x 9 3/4	14	24	2 1/4 SP		
21377	2	2 1/2	7	26	31	2 1/2	1 3/4	1 3/4
21379	3	2 1/2	4 1/2 x 9 3/4	14	23 1/2	WS		
21381	2	1 1/8	7 x 9	14	17 1/4	2 1/4	1	1
21382	2	1 1/8	7 x 9	14	17 1/4	2 1/4	1	1
21384	2	3	7 x 9	24	29	2 3/4 OD	2	2
21386	2	2 1/4	4 1/4 x 9 3/4	19	27 1/2	2 OD	2 7/8	2 7/8
21387	2	2 1/4	4 1/4 x 9 3/4	19	28 1/2	2 OD	2 7/8	2 7/8
21388*	1	2 3/4 OD	4	18	26 1/2	4		
21389	11	2 1/4	5 1/2 x 11	16	30 1/2	2 SP	3 1/2	
21391	2	3 OD	7 x 9	24	31	2 1/2 OD	2	2
21394	4	1 3/4	3 1/4 x 7 3/4	24	27	1 3/4		2 1/2

- ▲ Arc Welded.
- † Double Wall.
- ◆ Spark Arrestor.
- Welded Heat Shield.
- ❖ Resonator.

- # Special Style, not shown.
- \$ Stainless.
- ‡ Threaded.
- § Agricultural.

- AS Aluminized Spout.
- CT Chrome Tip.
- SB Spherical Ball.
- SF Spherical Flare Loose Flange.
- SP Spout.
- ST Stainless Tip.

- WF Welded Flange.
- WP Welded Pipe.
- WS Welded Spout.

GENERAL INFORMATION

PASSENGER CAR

LIGHT TRUCK

MUFFLER SPECS.

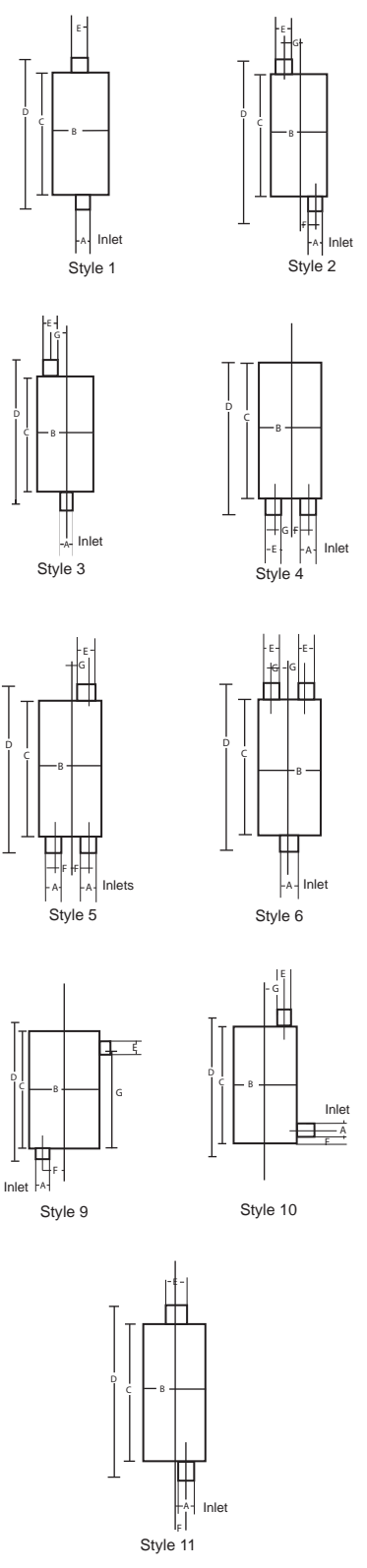
OPTIONAL MUFFLERS

ACCESSORIES

FOOTNOTES

# TABLE 1 - MUFFLER SPECIFICATIONS BY PART NUMBER

Part No.	Style	Inlet ID (A)	Shell Dia. (B)	Shell Length (C)	Overall Length (D)	Outlet ID (E)	Inlet Offset (F)	Outlet Offset (G)
21396	3	2½	5½ x 11	26	29½	2½		3½
21397	12	2½	4½ x 9¾	14	21¾	2¼ WS		
21398♦	11	2	5½ x 11	15	21¼	2¼	3½	
21399	11	2¼	5½ x 11	15	30½	2¼ OD	¾	1
21400	16	2½	7 x 9	24	29	2¾ OD	2⅝ (2)	1
21401	12	2½	4¼ x 9¾	14	17	2 OD	2⅞	2⅞ (2)
21405	11	2½	4¼ x 9¾	18	21	2¼ OD	2⅞	
21406	2	3	7 x 9	22	27½	3	1¼	1¾
21407	2	2	7 x 9	14	28⅞	2	1	2
21408	2	2	7 x 9	14	28⅞	2	2⅞	2
21409	3	2½	5½ x 11	27	29	2½		3½
21410	11	2¼	4¼ x 8⅜	28	32	2¼ OD	2	
21411	3	2¼	5½ x 11	29	37	2¼		3½
21414	3	2¼	5½ x 11	27	33¾	2¼		3½
21415	2	2¼	4¼ x 9¾	22	25	2¼ OD	2⅞	2⅞
21416	2	2½	4¼ x 9¾	24	27	2¼	2⅞	2⅞
21417	21	2½	4¼ x 9¾	23	27	2¼	2⅞	2⅞
21418	11	1⅞	5½ x 11	15	29⅞	2		
21419	11	1⅞	5½ x 11	15	29⅞	2		
21421	3	2½	5½ x 11	27	44⅞	2½		3½
21422	3	2¼	7 x 9	24	28	2¼	1	2
21423	3	2	7 x 9	24	28	2	1	2
21424	11	2¼	4¼ x 9¾	19	23	2¼		
21427	21	2½	4¼ x 9¾	23	26½	2		2⅞
21429	2	1¾	4¼ x 8⅜	10	24	2	2	2
21430	11	2	5½ x 11	29	36	2	3½	
21431	5	2½ (2)	7 x 9	24	28	2¾ OD	2	2
21432	3	2¼	5½ x 11	25	30⅞	2¼ OD		3½
21433	2	1⅞	7 x 9	14	28	2¼ AS	1	1
21434	2	1⅞	7 x 9	14	28	2¼ AS	1	1
21435	11	2	4¼ x 9¾	20	27¾	2 WF	2⅞	
21437	5	3	8½ x 11¾	25	28	3	2¼	2¼
21438	11	2	4¼ x 9¾	20	24¾	2 WF	2⅞	
21440	11	2	4¼ x 9¾	20	27¾	2 WF	2	
21441	11	2 OD	4¼ x 9¾	20	27¾	2 WF	2	
21442	1	3	6	14	32	4 OD		
21443	1	4	8⅞	25	33½	3 OD	2	1¾
21447	11	3	7 x 9	26	31	3 OD	2	2
21456	3	2¼	4¼ x 9¾	18	22	2¼ OD		2⅞
21464▲♦	1	4	7	12	20	4		
21467▲♦	1	3½	7	12	20	3½		
21468▲	1	3	6	21	30	3		
21470▲	1	3½	7	30	38	3½		
21471▲	1	4	7	27¼	36	4		
21473§	1	2½	4⅝	17	27½	2⅞ OD		
21475▲	2	2½	6½	26	35	2½	1½	1½
21476▲	2	3	8⅞	29¾	36¼	3	2	2
21478	11	2¼	7 x 9	25	29	2¼	2	1
21479	11	2	4¼ x 9¾	19	23½	2 OD	2⅞	
21481	2	2½	7 x 9	20	24	2½ OD	1	1
21482	2	2½	7 x 9	21	39	2½ OD	2	1
21485	2	2½	5½ x 11	16	29	2½ OD	3½	3½
21489	3	2¼	4¼ x 9¾	20	26½	2¼ OD		2⅞
21494	2	2	5½ x 11	20	23	2 OD	3½	3½
21498	2	2½	5½ x 11	13	20	2½ OD	3½	
21500	11	2 WP	7 x 9	12	26¾	2 AS		
21501	11	2 WP	7 x 9	12	27	2 AS		
21502	2	1⅞	7 x 9	14	28⅞	2 OD	2	1
21503	2	1⅞	7 x 9	14	28⅞	2 OD	2	1
21504	5	2 (2)	7 x 9	22	26	2¼ OD	1	1
21505	11	2	5½ x 11	13	24½	2 OD	3½	
21507	2	3	7 x 9	20	26	3 OD	2	2
21512	2	1¾	6	22	30	1¾ OD	1½	1½
21521	2	2½	7 x 9	30	34	2½	1	1
21522	2	3	5½ x 11	20	27	3 OD	3½	3½
21523	2	2¾	7 x 9	22	26	2¾ OD		
21525	11	2	5½ x 11	15	21¼	2¼ OD	3½	
21527	16	2	3½ x 7¾	18	22	2¼		
21528	2	1¾	7 x 9	18	31	2	1¾	1¾
21532	2	2 (2)	3¼ x 7¾	18	22	2		
21533	5	3	8½ x 11¾	25	28	3	2¼	2¼
21539	2	2½	7 x 9	28	32	2½	1	1
21541	2	2½	7 x 9	28	32	2½	1	1
21542	1	3	7 x 9	26	31	3		
21543	2	2½	7 x 9	30	36	2½	1⅞	1⅞
21544	3	2½	5½ x 11	27	32	2¼	3½	
21545	2	3	7 x 9	18	24	3	1¾	1¾
21546	10	2¼	5½ x 11	19	31¼	2	5	
21547	3	2½	7 x 9	24	30	2½		1¾



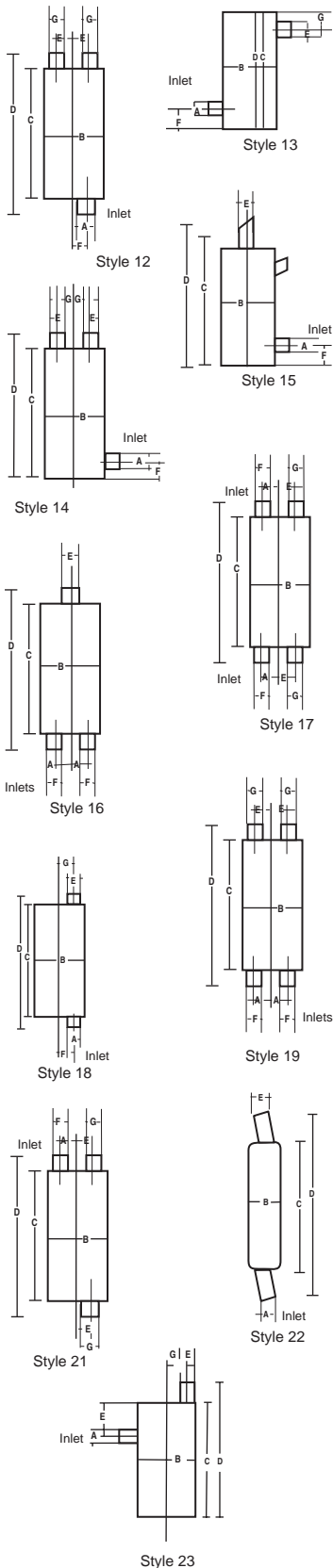
- ▲ Arc Welded.
- † Double Wall.
- ◆ Spark Arrestor.
- Welded Heat Shield.
- ♦ Resonator.

- # Special Style, not shown.
- § Stainless.
- ± Threaded.
- § Agricultural.

- AS Aluminized Spout.
- CT Chrome Tip.
- SB Spherical Ball.
- SF Spherical Flare Loose Flange.
- SP Spout.
- ST Stainless Tip.

- WF Welded Flange.
- WP Welded Pipe.
- WS Welded Spout.

# TABLE 1 - MUFFLER SPECIFICATIONS BY PART NUMBER



Part No.	Style	Inlet ID (A)	Shell Dia. (B)	Shell Length (C)	Overall Length (D)	Outlet ID (E)	Inlet Offset (F)	Outlet Offset (G)
21548	2	2½	4¼ x 8 <sup>13</sup> / <sub>16</sub>	16	20	2½	2	2
21551	2	3 WF	7 x 9	24	39	2	2	1
21553	16	2	7 x 9	24	28	2	2	1
21554	11	2¾	7 x 9	25	31 <sup>5</sup> / <sub>8</sub>	2 <sup>5</sup> / <sub>8</sub>	1¾	1
21555	3	1½	4¼ x 9¾	12	20¾	2¾		2 <sup>7</sup> / <sub>8</sub>
21556	3	1½	4¼ x 9¾	12	20¾	2¾		2 <sup>7</sup> / <sub>8</sub>
21557	11	2¼	5½ x 11	17	30	2	3½	
21558	11	2¼	5½ x 11	15	28	2¼	3¾	1
21559	6	2¼	5½ x 11	17	18½	2 OD (2)	3¾	1½
21560♦	1	2¼	4	18	23	2¼		
21561	6	2¼	5½ x 11	17	18½	1 <sup>5</sup> / <sub>8</sub>	3¾	1½
21562	10	2	5½ x 11	19	27¾	2	2½	
21563	11	2	5½ x 11	21	25	2		
21564	2	2	7 x 9	19	22½	2	2 <sup>5</sup> / <sub>8</sub>	2
21565	2	2½	7 x 9	16	20	2¼		
21566	3	2¼	7 x 9	24	32	2¼		
21567	11	2¼	5½ x 11	15	25 <sup>5</sup> / <sub>8</sub>	2¼	3¾	1
21568	2	3	7 x 9	27	33½	2¾	1	1
21569♦	1	2½	4	24	29	2½		
21570	2	2 OD	7 x 9	14	32 <sup>3</sup> / <sub>8</sub>	2¼	1	1
21571	2	2 OD	7 x 9	14	32 <sup>3</sup> / <sub>8</sub>	2¼	1	1
21572	2	1¾	7 x 9	18	27¾	1¾	2	2
21573	#	1½ WF	SPECIAL	28	28	1½ WF		
21574	2	1 <sup>5</sup> / <sub>8</sub>	7 x 9	14	31½	2¼ WS		
21575	2	1 <sup>5</sup> / <sub>8</sub>	7 x 9	14	31 <sup>5</sup> / <sub>8</sub>	2¼ WS		
21576	5	3	8½ x 11¾	25	28	3	2¼	2¼
21577	3	3	7 x 9	24	29	2¾	1	2
21578♦	1	2	6	5 <sup>1</sup> / <sub>8</sub>	11	2		
21579♦	1	2½	8 <sup>3</sup> / <sub>8</sub>	6 <sup>5</sup> / <sub>8</sub>	12 <sup>7</sup> / <sub>8</sub>	2½		
21580♦	1	3	6 <sup>5</sup> / <sub>8</sub>	10¼	14 <sup>5</sup> / <sub>8</sub>	3 <sup>1</sup> / <sub>8</sub> OD		
21581♦	1	3½	7	12	17	3½		
21582♦	1	4	8 <sup>3</sup> / <sub>8</sub>	14	21¼	4		
21583	2	3	7 x 9	19	24	3	2 <sup>5</sup> / <sub>8</sub>	2
21587	2	3	7 x 9	19	24	3	2 <sup>5</sup> / <sub>8</sub>	2
21593	2	3	7 x 9	21	26	3	2 <sup>5</sup> / <sub>8</sub>	2
21598	2	2	3¼ x 7¾	11	15½	2¼	2½	2½
21602	3	2½	5½ x 11	25	33¼	2¼	3½	3½
21607	3	2½	5½ x 11	25	37	2¼	3½	3½
21610♦	3	2½	5	21	34 <sup>3</sup> / <sub>8</sub>	2½ AS		1¼
21614	3	2 <sup>5</sup> / <sub>8</sub>	7 x 9	28	32	2 <sup>5</sup> / <sub>8</sub>	1	2
21616	2	WF	5½ x 11	15	21	3½ OD		
21633	3	2¼	4¼ x 9¾	26	30	2¼		
21638	12	2¼	5½ x 11	17	22¾	2 OD (2)	3¾	1½
21640	3	2½	4¼ x 9¾	26	30	2¼		2 <sup>7</sup> / <sub>8</sub>
21641	4	2	5½ x 11	21	23	2¼	3¾	3¾
21642	2	3	7 x 9	26	37½	3	2	2
21649	18	4	4 x 9¾	10	17	4	2 <sup>5</sup> / <sub>8</sub>	2
21650	2	3	9 x 7	24	32	2¾ OD		
21671	2	WF	7 x 9	13	26	2¼ OD	1	1
21672	18	WF	7 x 9	13	26	2¼ OD	1	1
21677	11	1¾	5½ x 11	14	27¾	2¼ OD	3	
21678	11	1¾	5½ x 11	14	28½	2¼ OD	3	
21683	2	2½	6 x 11½	20	24	2¼	3½	3½
21684	2	3	6 x 11½	25	30	3	3½	3½
21686	2	2¼	7½ x 9½	17	27¾	2	2 <sup>5</sup> / <sub>8</sub>	2 <sup>5</sup> / <sub>8</sub>
21690	2	2¼	4¼ x 8 <sup>13</sup> / <sub>16</sub>	15	19	2¼	2 <sup>5</sup> / <sub>8</sub>	2 <sup>5</sup> / <sub>8</sub>
21692	12	3	9 x 7	26	37½	2¼	2 <sup>5</sup> / <sub>8</sub>	2¼
21687♦	1	2¼	4	16	21	2¼		
21706	2	3½	11	25	31	3½	2¾	2¾
21718	4	2	5½ x 11	22	24	1¾	3½	3½
21723	1	2½	6	30	37	2½		
21725	2	3	9 x 7	26	32½	3	2 <sup>5</sup> / <sub>8</sub>	2 <sup>5</sup> / <sub>8</sub>
21726	18	WF	5½ x 11	13	25¼	WF	3½	3½
21727	19	2	3½ x 8	18	21	2	2½	2½
21737	3	2	7 x 9	14	27¾	3 OD	1	
21740	3	2	7 x 9	14	27¾	3 OD	1	
21742	2	3	7 x 9	24	30	3	2 <sup>5</sup> / <sub>8</sub>	2 <sup>5</sup> / <sub>8</sub>
21743	18	WF	7 x 9	13	25½	WF	1½	1½
21744	18	WF	7 x 9	13	25 <sup>5</sup> / <sub>8</sub>	SP	2	2
21745	2	WF	7 x 9	13	23	ST	2	2
21746	18	WF	7 x 9	13	22¼	ST	1½	1½
21747	2	2¼	7½ x 9½	14	33½	SP	2	2
21750	2	1 <sup>5</sup> / <sub>8</sub>	7½ x 9½	14	33½	SP	1½	2
21752	11	2¾	7 x 9	25	30	2¾	1¾	
21753	2	3½	7 x 9	23	28 <sup>7</sup> / <sub>8</sub>	3½	2¾	2¾
21754	2	2	7 x 9	17	33	2	2	2
21755	2	2	7 x 9	25	32¼	2	2	1½
21756	2	WF	5½ x 11	16	31¾	SP	3½	4
21759	2	WF	7½ x 9½	25	33½	2¾	2 <sup>5</sup> / <sub>8</sub>	1½

- ▲ Arc Welded.
- † Double Wall.
- ◆ Spark Arrestor.
- Welded Heat Shield.
- ❖ Resonator.

- # Special Style, not shown.
- § Stainless.
- ‡ Threaded.
- § Agricultural.

- AS Aluminized Spout.
- CT Chrome Tip.
- SB Spherical Ball.
- SF Spherical Flare Loose Flange.
- SP Spout.
- ST Stainless Tip.

- WF Welded Flange.
- WP Welded Pipe.
- WS Welded Spout.

GENERAL INFORMATION

PASSENGER CAR

LIGHT TRUCK

MUFFLER SPECS.

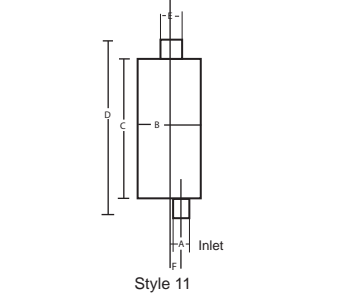
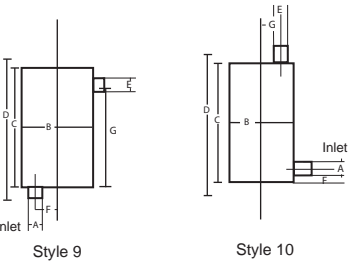
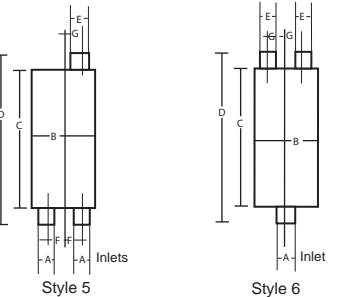
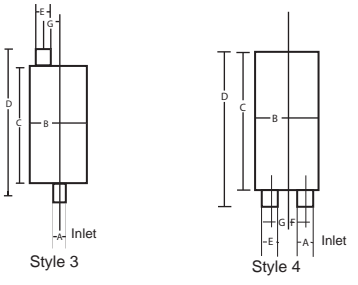
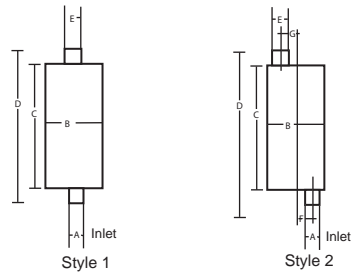
OPTIONAL MUFFLERS

ACCESSORIES

FOOTNOTES

# TABLE 1 - MUFFLER SPECIFICATIONS BY PART NUMBER

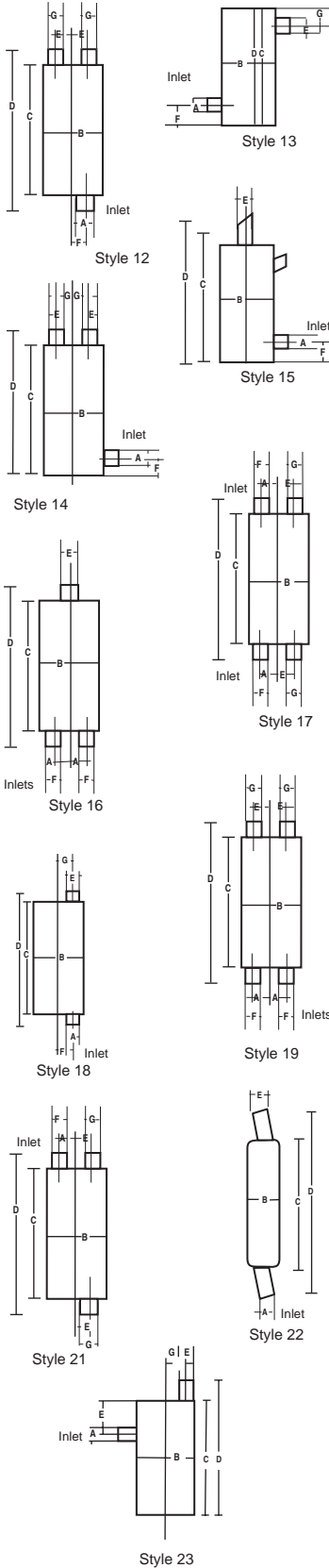
Part No.	Style	Inlet ID (A)	Shell Dia. (B)	Shell Length (C)	Overall Length (D)	Outlet ID (E)	Inlet Offset (F)	Outlet Offset (G)
21760	18	WF	5½ x 11	15	26¾	SP	2	2
21761	18	WF	5½ x 11	15	26⅝	SP	2	2
21762	2	2½	4½ x 9¼	15	19	2½	2⅝	2⅝
21784	2	2½	4¼ x 9¾	21	25¼	2 OD	2⅞	2⅞
21786	2	2	4¾ x 9¼	21	27¾	SP	2¼	2¼
21809	2	2	7 x 9	25	32¾	2	2	1½
21832▲	2	3½	8¼ x 11½	26	32¼	4	2½	2½
21833▲	2	4	10⅞	27¾	33½	4	2½	2½
21835▲♦	1	5	9	11½	20	5		
21838▲	1	4	8⅞	33½	40	4		
21856	11	2½	4¼ x 9¾	19	23	2½	2⅞	
21860	11	2½	4¼ x 9¾	25	29¼	2¼	2⅞	
21910	2	2½	4¼ x 9¾	21	26½	2¼ OD	2⅞	2⅞
21949	2	1⅞	6	22	26½	2 OD	1½	1½
21969▲	9	4	10⅞	28	31	4	2½	20½
21976♦	1	2¼	5	16	24½	2½ AS		
21992♦	1	2¼	4	15	28½	2¼ AS		
22000	2	2½	7	27	32½	2¼	1¾	1¾
22004▲	2	4	8¼ x 11½	27	33¼	4	2½	2½
22006▲	9	4	8¼ x 11½	28	31	4	2½	12
22020§	13	1⅞	5	12½	12½	1⅞ OD	1½	1⅞
22021§	10	3⅞	5⅝	19½	22½	2⅞ OD	3¼	
22022§	15	1⅞	3¼	11	16⅞	SP	1	
22023§	1	1⅞	4¼	12	18	1½		
22024§	9	1⅞	3¼	17⅞	18½	1⅞ OD		1
22027§	1	2⅞	6⅝	21	27⅞	2⅞ OD		
22028§	1	SPECIAL	3¼	17	32½	1½ OD		
22032§	10	2½	4¼	19	25	2½ OD	3⅞	
22033§	1	2⅞	5⅝	21¼	32½	3 OD		
22037§	1	2¾	4⅝	16½	26	2½ OD		
22038§	1	2¼	4¼	13	17	2¼ OD		
22039§	11	2½	6⅝	5½	10⅞	1½ OD	1½	1⅞
22040§	11	SF	4⅝ x 8⅞	19	32	1⅜ OD	2¼	½
22041§	1	SF	4⅝ x 8⅞	33	38	3½ OD		
22042§	1	1¾ OD	3¼	15½	31½	1¾ OD		
22043§	1	1¾ OD	3¼	16¾	31¼	1¾ OD		
22046§	1	1	3¼	15	17½	1½		
22047§	1	2	3¼	15	17¼	1¾		
22052	11	2	4¼ x 9¾	19	23¾	2	2⅞	
22065	2	2	6	13	19	2 OD	1½	1½
22070	11	2¼	4¼ x 9¾	19	23¾	2	2⅞	
22100	11	2½	4¼ x 9¾	28	36½	2½	2⅞	
22105	2	2	4¼ x 9¾	19	24½	2	2⅞	2⅞
22109§	1	2⅞	4¼	15¼	21	1⅞ OD		
22110§	1	1	4¼	17	22½	1		
22140♦	1	2¼	5	18	33½	2¾ AS		
22155	2	2¼	6	27	31	2	1½	1½
22160	2	2½	4¼ x 9¾	15	28½	2¼ AS	2⅞	2⅞
22161	2	2½	4¼ x 9¾	15	28½	2¼ AS	2⅞	2⅞
22162	1	Flange	4¼	14	24½	2¼ OD		
22163	1	3	6	20	26½	3 OD		
22164	1	Flare 3 OD	6	20	26	3 OD		
22165	2	Flare 3 OD	4¼ x 9	19¼	27	2¼ OD	1½	1½
22166	1	1⅝⅞	3¼	16	29	2 OD		
22167	1	Flange	3	15	24	1½ OD		
22168	3	2⅞	4 x 8	23¼	34	2 OD		2¾
22171	6	2½	4¼ x 9¾	21	25½	2		2⅞
22177	2	2¼	7	27	31¼	2¼	1¾	1¾
22221	3	1	3¼ x 7¾	16	19	1½		2½
22229	2	1½	6	10	13	1½	1½	1½
22231▲	5	2¾	8¼ x 11½	27¾	32¾	4	4	1¾
22234	1	2	5	10	13	2		
22235	2	2½	6	26¾	32¾	2½		
22253	21	2¼	4¼ x 9¾	19	24	2	2⅞	2⅞
22266	3	1½	3¼ x 7¾	15	18	1½		2½
22281♦	1	1⅞	4	18	21	1⅞		
22286	2	2	7	18	21	2	1¾	1¾
22317	2	2¼	4¼ x 9¾	19	23	2¼	2⅞	2⅞
22324	6	2¼	4¼ x 9¾	14	20¾	2¼ AS		2⅞
22329	2	2½	4¼ x 9¾	21	25½	2¼ OD	2⅞	2⅞
22337▲	9	5	10 x 15	35½	35½	5	3¾	7½
22342	2	2	7	16	23½	1⅞ AS	2¼	2¼
22348□	2	2¼	4¼ x 8⅜	13	16	2¼	2	2
22349□	2	2¼	4¼ x 9¾	17	20½	2¼	2⅞	2⅞
22352	2	2	4¼ x 9¾	19	22	2	2⅞	2⅞
22354	21	2½	4¼ x 9¾	19	24	2¼	2⅞	2⅞
22356▲	1	2½	6	30	38	2½		
22363	11	2¼	4¼ x 9¾	18	30¾	2 AS	2⅞	
22381▲	4	5	10 x 15	25	29	5	3	3



- ▲ Arc Welded.
- † Double Wall.
- ◆ Spark Arrestor.
- Welded Heat Shield.
- ♦ Resonator.
- # Special Style, not shown.
- § Stainless.
- ± Threaded.
- § Agricultural.
- AS Aluminized Spout.
- CT Chrome Tip.
- SB Spherical Ball.
- SF Spherical Flare Loose Flange.
- SP Spout.
- ST Stainless Tip.
- WF Welded Flange.
- WP Welded Pipe.
- WS Welded Spout.



# TABLE 1 - MUFFLER SPECIFICATIONS BY PART NUMBER



Part No.	Style	Inlet ID (A)	Shell Dia. (B)	Shell Length (C)	Overall Length (D)	Outlet ID (E)	Inlet Offset (F)	Outlet Offset (G)
22382▲	2	2¼	6	24	30	2¼	1⅞	1⅞
22389	1	3	7	30	38	3		
22390§	3	2½	4⅝ x 8¾	19	33½	1 <sup>27</sup> / <sub>32</sub> OD	2¾	2¾
22391▲	9	3½	8¼ x 11½	28	31	4 OD	2½	12
22392	2	WF	5	24	25¾	WF	1½	1½
22393	2	2½	4¼ x 9¾	19	23	2½	2⅞	2⅞
22395	17	2¼ (2)	4¼ x 9¾	16	20½	2¼ (2)	2⅞	2⅞
22396	12	2¼	4¼ x 9¾	14	29¼	2½ AS	2⅞	2⅞
22397	12	2¼	4¼ x 9¾	14	29¼	2½ AS	2⅞	2⅞
22415◊	1	1⅞ WF	3½	12	18½	1½		
22430	11	2	4¼ x 8 <sup>13</sup> / <sub>16</sub>	16	21	2 OD	2	
22440□	2	2¼	4¼ x 8 <sup>13</sup> / <sub>16</sub>	15	18	2¼	2	2
22444§	1	1⅞	5⅞	17	28¾	2 OD		
22445	2	2	5	18	21	2	1¼	1¼
22449▲	2	4	8¼ x 11½	32	37¼	4	2½	2½
22454	2	1¾ WF	6	18	33½	2½ CT	1½	1½
22455	2	1¾ WF	6	18	33½	2½ CT	1½	1½
22460	2	2¼	7	25	29¼	2¼	1¾	1¾
22483	2	2	7	21	24	2	1¾	1¾
22485	2	WF	5	27	29½	WF	1¼	1¼
22494	2	2	7	21	24	2	1¾	1¾
22500	11	2¼	4¼ x 9¾	21	31⅞	2 OD	2⅞	
22501	3	2¼	4¼ x 9¾	17	20½	2¼	⅞	2⅞
22502	3	2¼	4¼ x 9¾	20	24	2¼		2⅞
22512	2	2½	4¼ x 9¾	21	25½	2¼	2⅞	2⅞
22519	2	1¾	4¼ x 9¾	21	24	1¾	2⅞	2⅞
22538◆	1	3	9	11½	16	3		
22545◊	1	2¼	4	14	25	2¼ AS		
22547	2	2¾ SF	7⅞	35	45	2¾ ST	1¾	1¾
22551▲	2	3½	8¼ x 11½	30	36	4	2¾	2½
22552▲	2	5	10 x 15	26	33	5	3⅞	3⅞
22557	1	2	4¼ x 9¾	21	29½	2		
22559	2	2	4¼ x 9¾	19	24½	2	2⅞	2⅞
22561	2	2	4¼ x 9¾	12	18	2½ WF	3	3
22566▲§	5	SF	8¾	30⅞	39	3 OD	2⅞	2⅞
22571▲	1	4	9	28	34½	4		
22572▲	1	4	9	20	27	4		
22576	3	2½	4¼ x 9¾	28	33	2½		2⅞
22583▲	2	2½	6½	26	32	2¼	1½	1½
22590	11	2½	4¼ x 9¾	16	20	2¼	2⅞	
22604▲	9	3½	8¼ x 11½	32	39⅞	4	2½	11⅞
22622	2	2	4¼ x 9¾	19	24½	2	2⅞	2⅞
22623	1	2¼	3¼ x 7¾	11	16¼	2¼		
22630†▲	1	3	7	14	19¾	3		
22632▲	2	3½	8¼ x 11½	26	33	3½	2½	2½
22634▲	10	4	10⅞	28	32½	4	4½	2½
22635▲	1	2½	6	20	26	2½		
22636▲	2	3	8⅞	21	27	3	2	2
22642▲	10	4	11⅞	36	36	4 OD	4¼	6¾
22643▲	10	4	11⅞	36	39	4	4¼	2½
22644	2	2½	4¼ x 9¾	28	32	2¼ OD	2⅞	2⅞
22648	11	2½	4¼ x 9¾	28	36½	2½	2⅞	
22658§	10	2	5⅞	22½	26	2⅞ OD	2	
22664▲	9	4	11⅞	36	39	4	1½	7½
22670	2	2	7	20	25	2	1¾	1¾
22672	2	3	7 x 9	21	27	3 OD	1¾	1¾
22673	2	3	7 x 9	18	25	3 OD	1¾	1¾
22674	11	3	7 x 9	18	25½	3 OD	1¾	1¾
22675	3	3	7 x 9	18	24	3 OD		1¾
22677	1	3	7 x 9	27	33	3 OD		
22678	2	3	7 x 9	24	29½	2¾ OD	2	2
22679	3	3	7 x 9	20	26	3 OD		2
22706	11	2 WF	5½ x 11	17	30¼	2 AS	3¾	
22708	3	2	7 x 9	13	19¾	2 AS		2
22709	3	2	7 x 9	13	19¾	2 AS		2
22719	6	3	4¼ x 9¾	23	28	2¼		2⅞
22724	11	2¼	4¼ x 9¾	21	33	2 OD	2⅞	
22725	11	2½	4¼ x 9¾	21	26	2¼ OD	2⅞	
22726	11	2½	4¼ x 9¾	21	26	2¼ OD	2⅞	
22735	11	1¾	4¼ x 8 <sup>13</sup> / <sub>16</sub>	12	15	1½	2	
22736	11	2	4¼ x 9¾	18	27½	1¾	2⅞	
22740	3	2¾	7 x 9	16	21	2½		2
22745	11	2½	4¼ x 9¾	23	26½	2	2⅞	
22749	2	1¾	7	19	22	1¾	1¾	1¾
22755	14	2 WF	5½ x 11	20	21¼	1¾ (2) OD	1½	
22767▲	10	3	8⅞	27	29½	3	4½	2
22769▲	10	1	4¼	12¾	15	1	2¼	
22770▲	10	2½	7 <sup>1</sup> / <sub>64</sub>	20¾	23½	2½	3½	1
22771▲	1	5	9	20	26½	5		

- ▲ Arc Welded.
- † Double Wall.
- ◆ Spark Arrestor.
- Welded Heat Shield.
- ◊ Resonator.

- # Special Style, not shown.
- § Stainless.
- ‡ Threaded.
- § Agricultural.

- AS Aluminized Spout.
- CT Chrome Tip.
- SB Spherical Ball.
- SF Spherical Flare Loose Flange.
- SP Spout.
- ST Stainless Tip.

- WF Welded Flange.
- WP Welded Pipe.
- WS Welded Spout.

GENERAL INFORMATION

PASSENGER CAR

LIGHT TRUCK

MUFFLER SPECS.

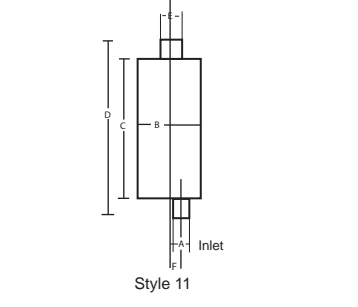
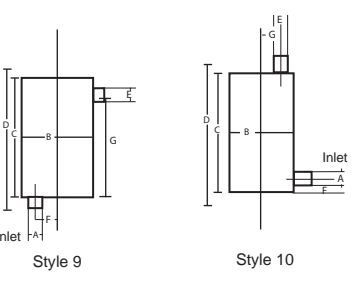
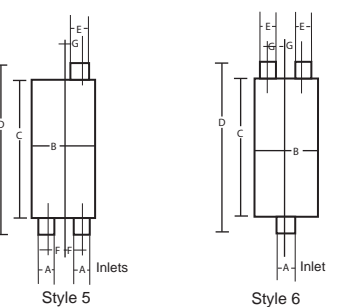
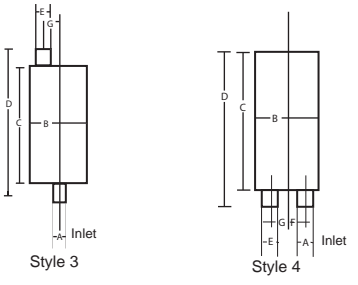
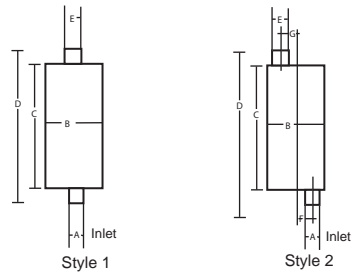
OPTIONAL MUFFLERS

ACCESSORIES

FOOTNOTES

# TABLE 1 - MUFFLER SPECIFICATIONS BY PART NUMBER

Part No.	Style	Inlet ID (A)	Shell Dia. (B)	Shell Length (C)	Overall Length (D)	Outlet ID (E)	Inlet Offset (F)	Outlet Offset (G)
22772	2	3	7 x 9	20	24	2½	2	2
22776	2	3	7 x 9	18	28	3 OD	1¼	1¾
22777	2	3	7 x 9	24	30	3 OD	2	2
22779	2	2¾	7 x 9	22	26½	2¾ OD	2	2
22783	11	1¾ WF	5½ x 11	13	32½	1¾ AS	3¾	
22784	6	3	4¼ x 9¾	23	28	2¼		2⅞
22789▲	2	4	11	30	36	4	2½	2½
22790	11	2	4¼ x 9¾	22	26	2	2⅞	
22793	11	2	4¼ x 9¾	22	25	2	2⅞	
22798	2	2¼	7	25	30	2½	1¾	1¾
22799	3	2¼	4¼ x 9¾	21	25½	2		2⅞
22802	2	4 OD	11	36	44	4	2½	2½
22816	1	4	10	36	43	4		
22822▲	5	2½	8⅞	36½	43	3	2	2⅞
22833▲	2	5	10 x 15	36	43	5	4	4
22852▲	2	2¾	7	33½	40	2¾	1	1
22861§	1	3½	5⅞	28	42¼	3⅞ OD		
22865▲	5	2½	8⅞	29¾	36¼	3	1	2
22866▲	5	2½	8⅞	29½	38	2¾	2⅞	2
22888▲	2	4	11⅞	36	41¾	4	2½	2½
22899▲	2	4	11⅞	36	42¼	4	2½	2½
22907▲	2	6	10 x 15	31¾	42½	6	3½	3½
22914▲	1	5	9	33½	40	5		
22915▲	10	5	10⅞	44	48	5	6	
22916▲	1	4	10	45	51½	4		
22920▲	1	5	10	44	51	5		
22932▲	5	2½	8⅞	29¾	36¼	3 OD	1	2
22934	11	3	4¼ x 9¾	24	42¼	3 OD	2⅞	
22936▲	1	4	9	44	51	4		
22940▲	1	5	9	44½	51	5		
22941▲	1	4	9	44½	51	5		
22948	10	4	9	44	48	5	3	
22958	10	4	11	36	40	4	3⅞	2⅞
22962	1	4	10	44	51	5		
22963	1	5	10	44	51	5		
22964	1	5	9	44	51	5		
22965	1	4	9	44	51	4		
22966	1	4	10	44	51	5		
22967	1	4	11	35	39¾	4		
22969	1	4	10	44	51	4		
22971	4	5	10 x 15	44	47	5	3	3
22980	1	5	10	44	51	5		
22981	1	5	10	44	51	5		
22990	11	2¼ WF	4¼ x 8⅜	28	41¼	2¼	2	
22991	2	3	11	36	42	4	2½	2½
22994	9	4	11	36	38	4		12
24041	22	2	3½	14	20	2	1¼	1¼
24069	1	2¼	3½	18	23	2¼		
24090	22	2¼	3½	24	29⅞	2¼	1¾	1¾
24098	22	2¼	3½	14	21¾	2¼	1¼	1¼
24200	1	2	3½	20	25	2		
24201	1	2¼	3½	20	25	2¼		
24202	1	2	3½	22	27	2		
24203	1	2¼	3½	22	27	2¼		
24204	1	2	3½	26	31	2		
24205	1	2¼	3½	26	31	2¼		
24210	1	1¾	3	12	17	1¾		
24214	1	2½	4	23	28	2½		
24215	1	2½	4	12	16½	2½		
24216	1	3½	5	12	16½	3½		
24217	1	4	5	12	16½	4		
24219	1	3	4	18	23¼	3		
24221	1	3 WF	4	24	30	2½		
24222	1	3	4	12	16½	3		
24223	1	3½ OD	4	20	34½	4 OD		
24224	6	3	4	18	29	2½ (2) OD		3½ (2)
24225	1	2½	4	12	25½	2½ OD		
24226	1	2½	4	12	25½	2½ OD		
24233	1	5	6	16	21	5		
24234	1	2¼	4	12	16½	2¼		
24235	1	2¼	4	18	23¼	2¼		
24236	1	2½	4	18	23¼	2½		
24238	1	3	4	12	18¼	3 OD		
24240§	1	2½	3½	20	25	2½		
24241§	1	3	4	20	25	3		
24242	1	3	4	20	25	3		
24243	1	2	5	14	18	2		
24244	1	2¼	5	14	18	2¼		
24245	1	3½	5	12	17¼	4		

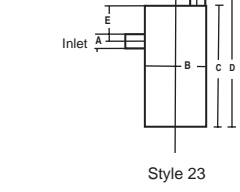
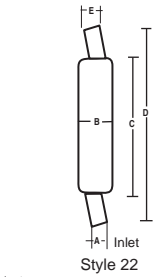
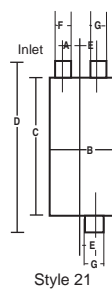
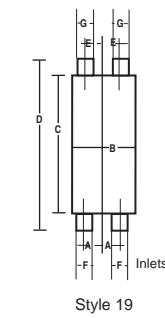
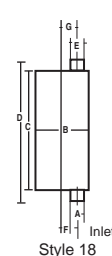
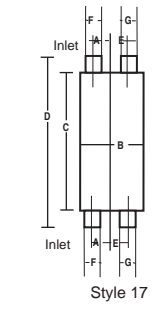
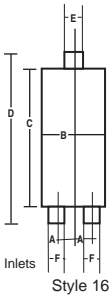
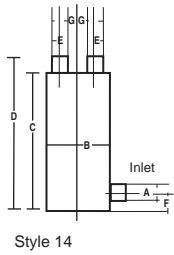
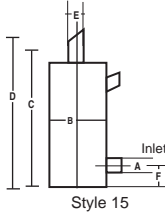
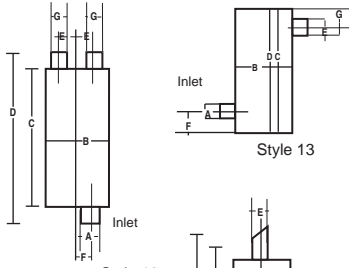


- ▲ Arc Welded.
- † Double Wall.
- ◆ Spark Arrestor.
- Welded Heat Shield.
- ❖ Resonator.
- # Special Style, not shown.
- § Stainless.
- ± Threaded.
- § Agricultural.
- AS Aluminized Spout.
- CT Chrome Tip.
- SB Spherical Ball.
- SF Spherical Flare Loose Flange.
- SP Spout.
- ST Stainless Tip.
- WF Welded Flange.
- WP Welded Pipe.
- WS Welded Spout.



# TABLE 1 - MUFFLER SPECIFICATIONS BY PART NUMBER

Part No.	Style	Inlet ID (A)	Shell Dia. (B)	Shell Length (C)	Overall Length (D)	Outlet ID (E)	Inlet Offset (F)	Outlet Offset (G)
24246	1	2½	4	12	16½	2½		
24247	1	3½	5	12	16½	3½		
24248	1	3	4	12	16½	3		
24249	1	3	3½	3⅝	6½	3 OD		
24250	1	3	4	6½	9	3 OD		
24251	1	3½	4	6	9	3½ OD		
24252	1	4	4	7	9	3½ OD		



- ▲ Arc Welded.
- † Double Wall.
- ◆ Spark Arrestor.
- Welded Heat Shield.
- ❖ Resonator.
- # Special Style, not shown.
- § Stainless.
- ‡ Threaded.
- § Agricultural.
- AS Aluminized Spout.
- CT Chrome Tip.
- SB Spherical Ball.
- SF Spherical Flare Loose Flange.
- SP Spout.
- ST Stainless Tip.
- WF Welded Flange.
- WP Welded Pipe.
- WS Welded Spout.

GENERAL INFORMATION

PASSENGER CAR

LIGHT TRUCK

MUFFLER SPECS.

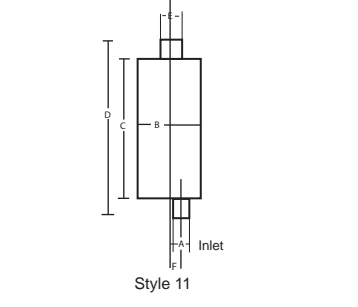
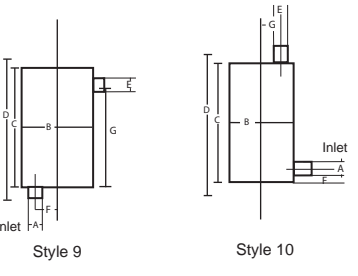
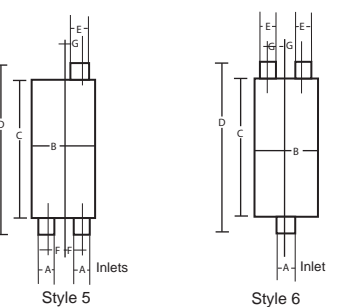
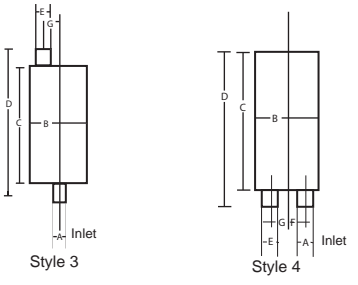
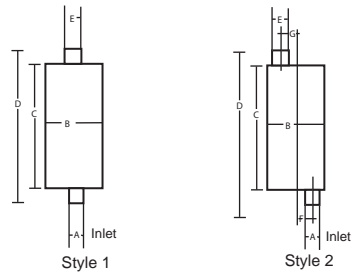
OPTIONAL MUFFLERS

ACCESSORIES

FOOTNOTES

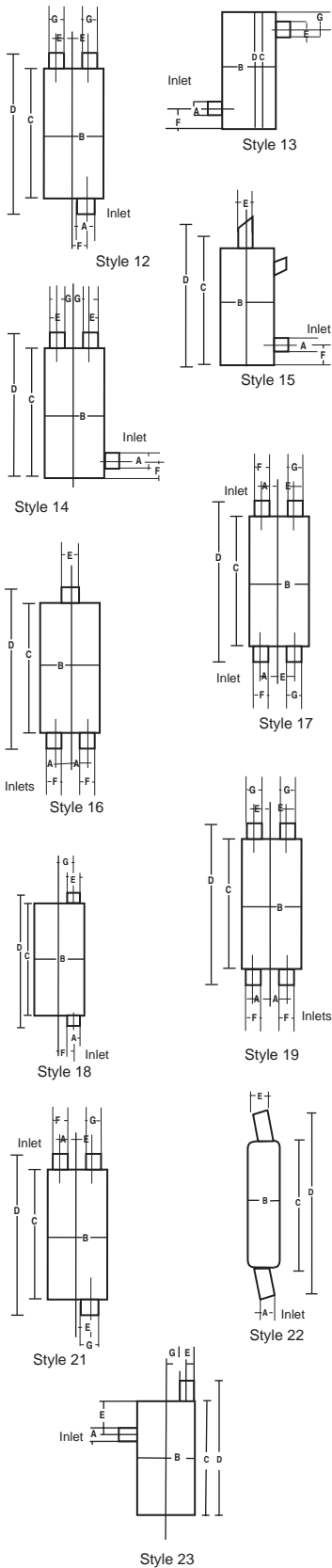
# TABLE 2- MUFFLER SPECIFICATIONS BY INLET SIZE

Part No.	Style	Inlet ID (A)	Shell Dia. (B)	Shell Length (C)	Overall Length (D)	Outlet ID (E)	Inlet Offset (F)	Outlet Offset (G)
22046§	1	1	3¼	15	17½	1½		
17865	1	1	3¼ x 7¾	17	22	1		
18376	3	1	3¼ x 7¾	16	19¼	1½		2½
22221	3	1	3¼ x 7¾	16	19	1½		2½
17861*	1	1	4	12	16	1		
22110§	1	1	4¼	17	22½	1		
21012	2	1	6	10	18½	1½	1½	1½
18149	2	1	6	15	18	1½	1½	1½
22769▲	10	1	4¼	12¾	15	1		2¼
21040§	1	1½	3¼	9½	22¼	1½		
22020§	13	1½	5	12½	12½	1¾ OD	1½	1⅞
22022§	15	1½	3¼	11	16½	SP	1	
21035§	1	1½	3¼	24	34¼	1½ OD		
17866	2	1½	3¼ x 7¾	12	18	1½		
17862	3	1½	3¼ x 7¾	12	18	1½		
17897	2	1½	3¼ x 7¾	12	19	1½		
18386	3	1½	3¼ x 7¾	14	18	1½		2½
17872	3	1½	3¼ x 7¾	14	19½	1½		
22266	3	1½	3¼ x 7¾	15	18	1½		2½
17903	2	1½	3¼ x 7¾	15	19½	1½		
21257	1	1½	4¼ x 8⅞	11	27	1½ OD		½
18453	1	1½	4¼ x 8⅞	11	27	1½ AS		
18366	1	1½	4¼ x 8⅞	11	14½	1½ OD		
21197	1	1½	4¼ x 8⅞	11	14½	1½ OD		½
18192	11	1½	4¼ x 8⅞	12	17½	1½ OD	2⅞	
18421	2	1½	4¼ x 8⅞	13	16	1½	2⅞	2
18323	11	1½	4¼ x 8⅞	15	21	1¾ OD	2⅞	
18289	11	1½	4¼ x 8⅞	15	26	1¾ AS	2⅞	
21555	3	1½	4¼ x 9¾	12	20¾	2¾		2⅞
21556	3	1½	4¼ x 9¾	12	20¾	2¾		2⅞
18876	2	1½ WF	4¼ x 9¾	17	38¾	1½ OD		
18185	2	1½	4¼ x 9¾	17	19¾	1½	2⅞	2⅞
18334	2	1½ WF	5	16	27	1½ AS	1¼	1¼
22229	2	1½	6	10	13	1½	1½	1½
17871	2	1½	6	12	16	1½		
18214	2	1½	6	12	15½	1½	1½	1½
18394	2	1½	6	12	19½	1½ AS	1½	1½
18424	2	1½	6	12	16	1½	1½	1½
17863	2	1½	6	13	20	1½		
17901	2	1½	6	14	20	1½		
17864	2	1½	6	17	24	1½		
18411	2	1½	7	15	24¼	1½ AS	2	1¾
18580	2	1½ WF	7	16	45	1½ OD		
18569	11	1½ OD	7 x 9	14	28	1½ OD	2	1
21184	11	1½ OD	7 x 9	14	28	1½ OD	2	1
21573	#	1½ WF	SPECIAL	28	28	1½ WF		
24210	1	1¾	3	12	17	1¾		
22042§	1	1¾ OD	3¼	15½	31½	1¾ OD		
22043§	1	1¾ OD	3¼	16¾	31¼	1¾ OD		
17908	2	1¾	3¼ x 7¾	12	19	1¾		
18136	2	1¾	3¼ x 7¾	12	19	1½	2½	2½
17910	2	1¾	3¼ x 7¾	15	19½	1¾		
17867	3	1¾	3¼ x 7¾	15	20	1¾		
18144	11	1¾	3¼ x 7¾	15	20	1¾	2½	
18164	3	1¾	3¼ x 7¾	16	19	1¾		2½
18305	11	1¾	3¼ x 7¾	17	26	1½ AS	2½	
18279	3	1¾	3¼ x 7¾	19	26¾	1¾ AS		2½
21394	4	1¾	3¼ x 7¾	24	27	1¾		2½
17168	11	1¾	4¼ x 8⅞	17	28¾	1¾	2⅞	
21429	2	1¾	4¼ x 8⅞	10	24	2	2	2
22735	11	1¾	4¼ x 8⅞	12	15	1½	2	
18415	2	1¾	4¼ x 8⅞	13	15¾	1¾ OD	2⅞	2
18126	2	1¾	4¼ x 8⅞	13	17½	1¾	2⅞	2
18299	11	1¾	4¼ x 8⅞	13	19¾	1½ AS	2⅞	
17890	2	1¾	4¼ x 8⅞	13	20½	1¾		
18226	11	1¾	4¼ x 8⅞	13	25	1½ AS	2⅞	
18189	11	1¾	4¼ x 8⅞	13	25½	1½ AS	2⅞	
18866	11	1¾ WF	4¼ x 8⅞	13	42	1½ OD		
18803	2	1¾ WF	4¼ x 8⅞	13	45	1½ OD		
18527	11	1¾	4¼ x 8⅞	15	18	1¾	2⅞	2
18188	2	1¾	4¼ x 8⅞	15	22½	1¾	2⅞	2
18410	2	1¾	4¼ x 8⅞	15	25½	1¾ AS	2⅞	2
18284	6	1¾	4¼ x 8⅞	16	19½	1½		
18423	11	1¾	4¼ x 8⅞	16	19¾	1¾	2⅞	
17830	3	1¾	4¼ x 8⅞	16	20¾	1⅞		
18186	11	1¾	4¼ x 8⅞	16	24	1¾ AS	2⅞	
18372	2	1¾	4¼ x 8⅞	16	25	1¾ AS	2⅞	
18217	3	1¾	4¼ x 8⅞	17	20	1¾		2
18434	1	1¾	4¼ x 8⅞	17	21	2		



- ▲ Arc Welded.
- † Double Wall.
- ◆ Spark Arrestor.
- Welded Heat Shield.
- ❖ Resonator.
- # Special Style, not shown.
- § Stainless.
- ± Threaded.
- § Agricultural.
- AS Aluminized Spout.
- CT Chrome Tip.
- SB Spherical Ball.
- SF Spherical Flare Loose Flange.
- SP Spout.
- ST Stainless Tip.
- WF Welded Flange.
- WP Welded Pipe.
- WS Welded Spout.

## TABLE 2 - MUFFLER SPECIFICATIONS BY INLET SIZE



Part No.	Style	Inlet ID (A)	Shell Dia. (B)	Shell Length (C)	Overall Length (D)	Outlet ID (E)	Inlet Offset (F)	Outlet Offset (G)
18495	3	1 3/4	4 1/4 x 8 13/16	17	41	2 OD		2
17881	3	1 3/4	4 1/4 x 8 13/16	18	26 1/4	1 3/4		
18830	3	1 3/4 WF	4 1/4 x 8 13/16	18	56	1 3/4 OD		
18586	3	1 3/4 WF	4 1/4 x 8 13/16	20	74	1 3/4 SP		
18528	11	1 3/4	4 1/4 x 9 3/4	12	14 1/2	1 3/4	2 7/8	
18147	2	1 3/4	4 1/4 x 9 3/4	13	17 1/2	1 3/4	2 5/8	2
18184	3	1 3/4	4 1/4 x 9 3/4	13	29	1 5/8 AS	2 7/8	
17196	3	1 3/4	4 1/4 x 9 3/4	14	16 1/2	1 3/4		
18479	11	1 3/4	4 1/4 x 9 3/4	15	20	1 7/8 OD	2 7/8	
18134	11	1 3/4	4 1/4 x 9 3/4	15	21	1 7/8 OD	2 7/8	
21348	11	1 3/4	4 1/4 x 9 3/4	15	22 1/2	1 7/8 OD	2 7/8	
18212	3	1 3/4 WF	4 1/4 x 9 3/4	15	28	2 WP		2 7/8
17826	12	1 3/4	4 1/4 x 9 3/4	16	20 1/2	2 1/4 OD		
17875	3	1 3/4	4 1/4 x 9 3/4	16	21	1 3/4		
18249	12	1 3/4	4 1/4 x 9 3/4	18	21	1 1/2	3 3/4	
18208	11	1 3/4	4 1/4 x 9 3/4	18	21	2	3 3/4	
17194	3	1 3/4	4 1/4 x 9 3/4	18	23	1 3/4		
21321	2	1 3/4	4 1/4 x 9 3/4	19	26	2 OD	2 7/8	2 7/8
18304	12	1 3/4	4 1/4 x 9 3/4	19	22	1 1/2	2 7/8	
21320	2	1 3/4	4 1/2 x 9 3/4	19	26	2 OD	2 7/8	2 7/8
21322	2	1 3/4	4 1/4 x 9 3/4	19	29	1 3/4 OD	2 7/8	2 7/8
21323	2	1 3/4	4 1/4 x 9 3/4	19	29	1 3/4 OD	2 7/8	2 7/8
18355	11	1 3/4	4 1/4 x 9 3/4	20	24	2	2 7/8	
18839	3	1 3/4	4 1/4 x 9 3/4	20	37 1/8	2 OD	2 7/8	2 AS
17191	3	1 3/4	4 1/4 x 9 3/4	21	24	1 3/4		
18256	2	1 3/4	4 1/4 x 9 3/4	21	24	1 3/4	2 7/8	2 7/8
22519	2	1 3/4	4 1/4 x 9 3/4	21	24	1 3/4	2 7/8	2 7/8
18572	2	1 3/4	5 1/2 x 11	12	21	1 3/4 OD		3 1/2
21140	2	1 3/4	5 1/2 x 11	12	21	1 3/4 OD		3 1/2
18851	11	1 3/4	5 1/2 x 11	13	15 1/2	1 3/4	3 3/4	
22783	11	1 3/4 WF	5 1/2 x 11	13	32 1/8	1 3/4 AS	3 3/4	
21677	11	1 3/4	5 1/2 x 11	14	27 3/8	2 1/4 OD	3	
21678	11	1 3/4	5 1/2 x 11	14	28 1/2	2 1/4 OD	3	
18241	11	1 3/4	5 1/2 x 11	16	21 1/2	1 3/4 AS	1 1/2	
18899	2	1 3/4 WF	5 1/2 x 11	17	32 3/4	1 3/4 OD		
18472	11	1 3/4	5 1/2 x 11	18	25	1 7/8 AS	4	
18448	2	1 3/4	5 1/2 x 11	18	27	1 5/8 OD	4	3 3/4
21105▲	2	1 3/4	5 1/2 x 11	18	27 1/2	1 5/8 OD	3 3/4	3 3/4
18964	16	1 3/4 (2)	5 1/2 x 11	18	30	2 WF		
18963	16	1 3/4 (2)	5 1/2 x 11	18	39 1/2	2 WF		
18809	2	1 3/4 WF	5 1/2 x 11	18	56 5/8	1 3/4 OD		
18879	2	1 3/4 WF	5 1/2 x 11	18	57 1/8	1 3/4 OD		
18491	4	1 3/4	6	13	16 1/2	1 3/4	1 1/2	1 1/2
17909	2	1 3/4	6	14	20	1 3/4		
18331	2	1 3/4	6	15	19	1 1/2	1 1/2	1 1/2
18435	2	1 3/4	6	15	18	1 3/4	1 1/2	1 1/2
17899	2	1 3/4	6	16	24	1 3/4		
17892	2	1 3/4	6	17	27	1 3/4		
18135	2	1 3/4	6	17	22	1 3/4	1 1/2	1 1/2
17768	2	1 3/4	6	18	23	2 OD		
22454	2	1 3/4 WF	6	18	33 1/2	2 1/2 CT	1 1/2	1 1/2
22455	2	1 3/4 WF	6	18	33 1/2	2 1/2 CT	1 1/2	1 1/2
17816	2	1 3/4	6	19	26 3/4	1 3/4		
18204	2	1 3/4	6	19	23	1 3/4	1 1/2	1 1/2
18283	2	1 3/4	6	20	23 1/2	1 3/4	1 1/2	1 1/2
18328	2	1 3/4	6	20	23 3/4	1 7/8 WF	1 1/2	1 1/2
21512	2	1 3/4	6	22	30	1 3/4 OD	1 1/2	1 1/2
18429	12	1 3/4 WF	6	30	44 3/8	1 1/2 AS	1 1/2	
18428	2	1 3/4	7	16	23 3/8	1 7/8 AS	1 3/4	1 3/4
22749	2	1 3/4	7	19	22	1 3/4	1 3/4	1 3/4
18469	2	1 3/4	7 x 9	12	15	1 1/2	2	2
18222	1	1 3/4	7 x 9	12	15 1/2	1 1/2		
18862	2	1 3/4 WF	7 x 9	12	33	1 1/2 OD		
18867	2	1 3/4 WF	7 x 9	12	42 1/4	1 1/2 OD		
18911	2	1 3/4 WF	7 x 9	13	23	1 7/8 OD		
18585	2	1 3/4 WF	7 x 9	13	32 1/2	1 3/4 OD		
18816	2	1 3/4 WF	7 x 9	13	35	1 3/4 OD		
18558	2	1 3/4 OD	7 x 9	13	42	1 3/4 OD		
18561	2	1 3/4 WF	7 x 9	13	42	1 3/4 OD		
18943	2	1 3/4	7 x 9	15	37 1/4	2 SP		
18905	2	1 3/4 WF	7 x 9	15	39 1/4	1 3/4 SP		
18262	12	1 3/4	7 x 9	16	23 3/4	1 1/2 AS	1	
21528	2	1 3/4	7 x 9	18	31	2	1 3/4	1 3/4
21572	2	1 3/4	7 x 9	18	27 3/4	1 3/4	2	2
22024§	9	1 7/8	3 3/4	17 1/8	18 1/2	1 3/8 OD		1
18210	2	1 7/8 WF	3 1/4 x 7 3/4	13	21 5/8	1 1/2 AS	1 1/2	
22415◻	1	1 7/8 WF	3 1/2	12	18 1/2	1 1/2		
17823*	1	1 7/8	4	15	20	2 OD		
18227*	1	1 7/8	4	17	21	1 7/8		

- ▲ Arc Welded.
- † Double Wall.
- ◆ Spark Arrestor.
- ◻ Welded Heat Shield.
- ❖ Resonator.

- # Special Style, not shown.
- § Stainless.
- ‡ Threaded.
- § Agricultural.

- AS Aluminized Spout.
- CT Chrome Tip.
- SB Spherical Ball.
- SF Spherical Flare Loose Flange.
- SP Spout.
- ST Stainless Tip.

- WF Welded Flange.
- WP Welded Pipe.
- WS Welded Spout.

GENERAL INFORMATION

PASSENGER CAR

LIGHT TRUCK

MUFFLER SPECS.

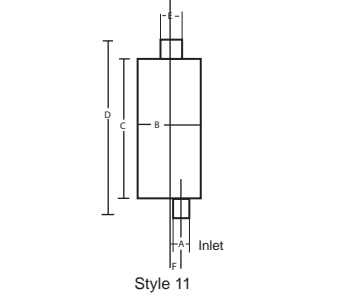
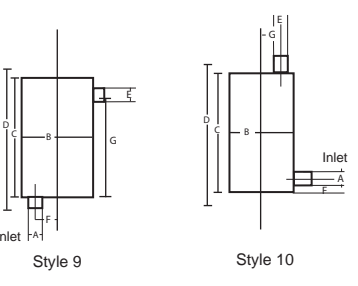
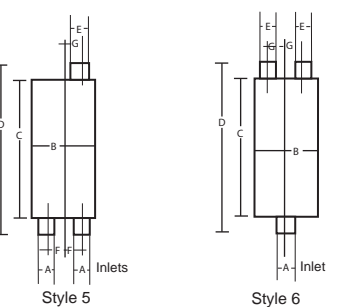
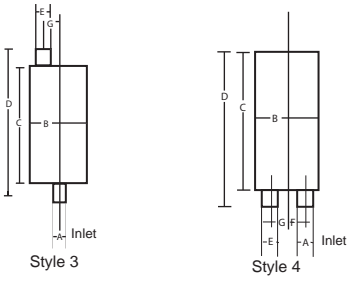
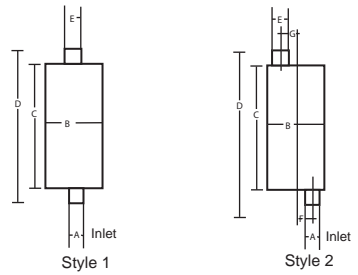
OPTIONAL MUFFLERS

ACCESSORIES

FOOTNOTES

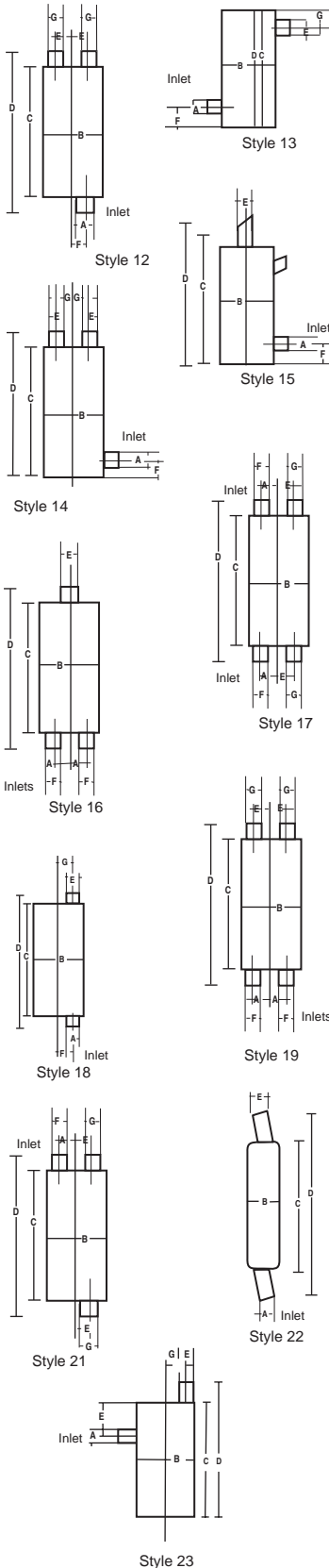
# TABLE 2- MUFFLER SPECIFICATIONS BY INLET SIZE

Part No.	Style	Inlet ID (A)	Shell Dia. (B)	Shell Length (C)	Overall Length (D)	Outlet ID (E)	Inlet Offset (F)	Outlet Offset (G)
18362*	1	1 <sup>7</sup> / <sub>8</sub>	4	17	23	1 <sup>7</sup> / <sub>8</sub>		
22281*	1	1 <sup>7</sup> / <sub>8</sub>	4	18	21	1 <sup>7</sup> / <sub>8</sub>		
22023§	1	1 <sup>7</sup> / <sub>8</sub>	4 <sup>1</sup> / <sub>4</sub>	12	18	1 <sup>1</sup> / <sub>2</sub>		
18369	1	1 <sup>7</sup> / <sub>8</sub>	4 <sup>1</sup> / <sub>4</sub> x 8 <sup>13</sup> / <sub>16</sub>	16	19	1 <sup>7</sup> / <sub>8</sub>		
18473	1	1 <sup>7</sup> / <sub>8</sub> WP	4 <sup>1</sup> / <sub>4</sub> x 8 <sup>13</sup> / <sub>16</sub>	17	51 <sup>1</sup> / <sub>4</sub>	1 <sup>7</sup> / <sub>8</sub> WP		
18243	3	1 <sup>7</sup> / <sub>8</sub>	4 <sup>1</sup> / <sub>4</sub> x 8 <sup>13</sup> / <sub>16</sub>	19	23	1 <sup>5</sup> / <sub>16</sub> OD		2
18178	11	1 <sup>7</sup> / <sub>8</sub>	4 <sup>1</sup> / <sub>4</sub> x 8 <sup>13</sup> / <sub>16</sub>	15	21 <sup>1</sup> / <sub>2</sub>	1 <sup>7</sup> / <sub>8</sub>		2 <sup>5</sup> / <sub>8</sub>
18350	11	1 <sup>7</sup> / <sub>8</sub>	4 <sup>1</sup> / <sub>4</sub> x 8 <sup>13</sup> / <sub>16</sub>	18	21 <sup>3</sup> / <sub>4</sub>	1 <sup>7</sup> / <sub>8</sub>		2 <sup>5</sup> / <sub>8</sub>
17817	3	1 <sup>7</sup> / <sub>8</sub>	4 <sup>1</sup> / <sub>4</sub> x 9 <sup>3</sup> / <sub>4</sub>	16	21 <sup>1</sup> / <sub>2</sub>	1 <sup>3</sup> / <sub>4</sub>		
18392	2	1 <sup>7</sup> / <sub>8</sub>	4 <sup>1</sup> / <sub>4</sub> x 9 <sup>3</sup> / <sub>4</sub>	17	20 <sup>1</sup> / <sub>4</sub>	1 <sup>3</sup> / <sub>4</sub>	3	3
17856	2	1 <sup>7</sup> / <sub>8</sub>	5	19	27 <sup>1</sup> / <sub>2</sub>	1 <sup>7</sup> / <sub>8</sub> OD		
18449	2	1 <sup>7</sup> / <sub>8</sub>	5	19	25 <sup>1</sup> / <sub>2</sub>	1 <sup>7</sup> / <sub>8</sub> AS	1	1 <sup>1</sup> / <sub>4</sub>
18859	2	1 <sup>7</sup> / <sub>8</sub> WF	5 <sup>1</sup> / <sub>2</sub> x 11	13	39 <sup>3</sup> / <sub>8</sub>	1 <sup>3</sup> / <sub>4</sub> SP		
21418	11	1 <sup>7</sup> / <sub>8</sub>	5 <sup>1</sup> / <sub>2</sub> x 11	15	29 <sup>3</sup> / <sub>8</sub>	2		
21419	11	1 <sup>7</sup> / <sub>8</sub>	5 <sup>1</sup> / <sub>2</sub> x 11	15	29 <sup>3</sup> / <sub>8</sub>	2		
18374	12	1 <sup>7</sup> / <sub>8</sub>	5 <sup>1</sup> / <sub>2</sub> x 11	18	27 <sup>1</sup> / <sub>8</sub>	1 <sup>1</sup> / <sub>2</sub> AS	3 <sup>3</sup> / <sub>4</sub>	
18877	2	1 <sup>7</sup> / <sub>8</sub> WF	5 <sup>1</sup> / <sub>2</sub> x 11	18	43	2 OD		
22444§	1	1 <sup>7</sup> / <sub>8</sub>	5 <sup>5</sup> / <sub>8</sub>	17	28 <sup>3</sup> / <sub>4</sub>	2 OD		
17835	2	1 <sup>7</sup> / <sub>8</sub>	6	15	19 <sup>1</sup> / <sub>2</sub>	2		
18173	2	1 <sup>7</sup> / <sub>8</sub>	6	15	19 <sup>1</sup> / <sub>2</sub>	2	2	2
18273	2	1 <sup>7</sup> / <sub>8</sub>	6	15	19 <sup>1</sup> / <sub>2</sub>	2	1 <sup>1</sup> / <sub>2</sub>	1 <sup>1</sup> / <sub>2</sub>
18179	2	1 <sup>7</sup> / <sub>8</sub>	6	16	25	1 <sup>7</sup> / <sub>8</sub> AS	1 <sup>1</sup> / <sub>2</sub>	1 <sup>1</sup> / <sub>2</sub>
17189	2	1 <sup>7</sup> / <sub>8</sub>	6	17	22	1 <sup>3</sup> / <sub>4</sub>		
17847	2	1 <sup>7</sup> / <sub>8</sub>	6	17	25	1 <sup>7</sup> / <sub>8</sub> OD		
18292	2	1 <sup>7</sup> / <sub>8</sub>	6	17	25	1 <sup>7</sup> / <sub>8</sub> AS	1 <sup>1</sup> / <sub>2</sub>	1 <sup>1</sup> / <sub>2</sub>
18199	2	1 <sup>7</sup> / <sub>8</sub>	6	22	26	2 OD	1 <sup>1</sup> / <sub>2</sub>	1 <sup>1</sup> / <sub>2</sub>
21949	2	1 <sup>7</sup> / <sub>8</sub>	6	22	26 <sup>1</sup> / <sub>2</sub>	2 OD	1 <sup>1</sup> / <sub>2</sub>	1 <sup>1</sup> / <sub>2</sub>
18330	2	1 <sup>7</sup> / <sub>8</sub>	7	15	18	1 <sup>5</sup> / <sub>8</sub>	1 <sup>3</sup> / <sub>4</sub>	1 <sup>3</sup> / <sub>4</sub>
18326	2	1 <sup>7</sup> / <sub>8</sub>	7	15	22	1 <sup>1</sup> / <sub>2</sub> AS	1 <sup>3</sup> / <sub>4</sub>	1 <sup>3</sup> / <sub>4</sub>
18322	2	1 <sup>7</sup> / <sub>8</sub>	7	15	30 <sup>1</sup> / <sub>2</sub>	1 <sup>3</sup> / <sub>4</sub> AS	1 <sup>3</sup> / <sub>4</sub>	1 <sup>3</sup> / <sub>4</sub>
18884	2	1 <sup>7</sup> / <sub>8</sub> WF	7	15	45 <sup>1</sup> / <sub>4</sub>	1 <sup>7</sup> / <sub>8</sub> OD		
18290	12	1 <sup>7</sup> / <sub>8</sub>	7	16	29 <sup>3</sup> / <sub>16</sub>	2 AS	1 <sup>3</sup> / <sub>4</sub>	
18582	2	1 <sup>7</sup> / <sub>8</sub>	7	16	29 <sup>3</sup> / <sub>8</sub>	1 <sup>3</sup> / <sub>4</sub> OD		
18974	2	1 <sup>7</sup> / <sub>8</sub>	7	16	32 <sup>1</sup> / <sub>8</sub>	1 <sup>7</sup> / <sub>8</sub>	1 <sup>1</sup> / <sub>2</sub>	1 <sup>1</sup> / <sub>2</sub>
18213	2	1 <sup>7</sup> / <sub>8</sub> WF	7	19	28 <sup>3</sup> / <sub>4</sub>	1 <sup>3</sup> / <sub>4</sub> AS	1 <sup>3</sup> / <sub>4</sub>	1 <sup>3</sup> / <sub>4</sub>
18563	2	1 <sup>7</sup> / <sub>8</sub>	7	19	34 <sup>1</sup> / <sub>2</sub>	1 <sup>7</sup> / <sub>8</sub> OD		
18935	2	1 <sup>7</sup> / <sub>8</sub> WF	7	23	44 <sup>1</sup> / <sub>4</sub>	1 <sup>7</sup> / <sub>8</sub> OD		
18576	2	1 <sup>7</sup> / <sub>8</sub>	7 x 9	14	17 <sup>1</sup> / <sub>4</sub>	2 <sup>1</sup> / <sub>4</sub>	1	1
18801	2	1 <sup>7</sup> / <sub>8</sub>	7 x 9	14	17 <sup>1</sup> / <sub>4</sub>	2 <sup>1</sup> / <sub>4</sub>	1	1
18949	2	1 <sup>7</sup> / <sub>8</sub>	7 x 9	14	32 <sup>1</sup> / <sub>2</sub>	2 <sup>1</sup> / <sub>4</sub> SP	1	1
18950	2	1 <sup>7</sup> / <sub>8</sub>	7 x 9	14	32 <sup>1</sup> / <sub>2</sub>	2 <sup>1</sup> / <sub>4</sub> SP	1	1
21381	2	1 <sup>7</sup> / <sub>8</sub>	7 x 9	14	17 <sup>1</sup> / <sub>4</sub>	2 <sup>1</sup> / <sub>4</sub>	1	1
21382	2	1 <sup>7</sup> / <sub>8</sub>	7 x 9	14	17 <sup>1</sup> / <sub>4</sub>	2 <sup>1</sup> / <sub>4</sub>	1	1
21433	2	1 <sup>7</sup> / <sub>8</sub>	7 x 9	14	28	2 <sup>1</sup> / <sub>4</sub> AS	1	1
21434	2	1 <sup>7</sup> / <sub>8</sub>	7 x 9	14	28	2 <sup>1</sup> / <sub>4</sub> AS	1	1
18980	2	1 <sup>7</sup> / <sub>8</sub>	7 x 9	14	28 <sup>7</sup> / <sub>8</sub>	2 OD	2	1
18981	2	1 <sup>7</sup> / <sub>8</sub>	7 x 9	14	28 <sup>7</sup> / <sub>8</sub>	2 OD	2	1
21502	2	1 <sup>7</sup> / <sub>8</sub>	7 x 9	14	28 <sup>7</sup> / <sub>8</sub>	2 OD	2	1
21503	2	1 <sup>7</sup> / <sub>8</sub>	7 x 9	14	28 <sup>7</sup> / <sub>8</sub>	2 OD	2	1
21574	2	1 <sup>7</sup> / <sub>8</sub>	7 x 9	14	31 <sup>1</sup> / <sub>2</sub>	2 <sup>1</sup> / <sub>4</sub> WS		
21575	2	1 <sup>7</sup> / <sub>8</sub>	7 x 9	14	31 <sup>1</sup> / <sub>2</sub>	2 <sup>1</sup> / <sub>4</sub> WS		
18206	2	1 <sup>7</sup> / <sub>8</sub>	7 x 9	18	27 <sup>1</sup> / <sub>2</sub>	1 <sup>1</sup> / <sub>2</sub> AS	1	1
18257	12	1 <sup>7</sup> / <sub>8</sub>	7 x 9	18	27 <sup>1</sup> / <sub>2</sub>	1 <sup>1</sup> / <sub>2</sub> AS	1	
18878	2	1 <sup>7</sup> / <sub>8</sub> WF	7 x 9	18	51 <sup>1</sup> / <sub>4</sub>	1 <sup>1</sup> / <sub>2</sub> OD		
18865	2	1 <sup>7</sup> / <sub>8</sub> WF	7 x 9	18	52 <sup>1</sup> / <sub>4</sub>	1 <sup>1</sup> / <sub>2</sub> OD		
21750	2	1 <sup>7</sup> / <sub>8</sub>	7 <sup>1</sup> / <sub>2</sub> x 9 <sup>1</sup> / <sub>2</sub>	14	33 <sup>1</sup> / <sub>2</sub>	SP	1 <sup>1</sup> / <sub>2</sub>	2
17885	3	1 <sup>13</sup> / <sub>16</sub> OD	4 <sup>1</sup> / <sub>4</sub> x 8 <sup>13</sup> / <sub>16</sub>	15	22	1 <sup>3</sup> / <sub>4</sub>		
22166	1	1 <sup>15</sup> / <sub>16</sub>	3 <sup>1</sup> / <sub>4</sub>	16	29	2 OD		
18904	2	1 <sup>15</sup> / <sub>16</sub> WF	5 <sup>1</sup> / <sub>2</sub> x 11	18	26 <sup>1</sup> / <sub>4</sub>	2 SP		
22047§	1	2	3 <sup>1</sup> / <sub>4</sub>	15	17 <sup>1</sup> / <sub>4</sub>	1 <sup>3</sup> / <sub>4</sub>		
18359	18	2	3 <sup>1</sup> / <sub>4</sub> x 7 <sup>3</sup> / <sub>4</sub>	9	11 <sup>1</sup> / <sub>2</sub>	2	2 <sup>1</sup> / <sub>2</sub>	2 <sup>1</sup> / <sub>2</sub>
18343	1	2	3 <sup>1</sup> / <sub>4</sub> x 7 <sup>3</sup> / <sub>4</sub>	9	12	2		
21598	2	2	3 <sup>1</sup> / <sub>4</sub> x 7 <sup>3</sup> / <sub>4</sub>	11	15 <sup>1</sup> / <sub>2</sub>	2 <sup>1</sup> / <sub>4</sub>	2 <sup>1</sup> / <sub>2</sub>	2 <sup>1</sup> / <sub>2</sub>
17602	11	2	3 <sup>1</sup> / <sub>4</sub> x 7 <sup>3</sup> / <sub>4</sub>	11	16	2	2 <sup>1</sup> / <sub>2</sub>	
17702	11	2	3 <sup>1</sup> / <sub>4</sub> x 7 <sup>3</sup> / <sub>4</sub>	11	16	2	2 <sup>1</sup> / <sub>2</sub>	
17603	2	2	3 <sup>1</sup> / <sub>4</sub> x 7 <sup>3</sup> / <sub>4</sub>	11	16	2	2 <sup>1</sup> / <sub>2</sub>	2 <sup>1</sup> / <sub>2</sub>
17703	2	2	3 <sup>1</sup> / <sub>4</sub> x 7 <sup>3</sup> / <sub>4</sub>	11	16	2	2 <sup>1</sup> / <sub>2</sub>	2 <sup>1</sup> / <sub>2</sub>
17777	2	2	3 <sup>1</sup> / <sub>4</sub> x 7 <sup>3</sup> / <sub>4</sub>	11	16	2 <sup>1</sup> / <sub>4</sub>		
17762	11	2	3 <sup>1</sup> / <sub>4</sub> x 7 <sup>3</sup> / <sub>4</sub>	14	18	2		
17763	2	2	3 <sup>1</sup> / <sub>4</sub> x 7 <sup>3</sup> / <sub>4</sub>	14	18	2		
17604	11	2	3 <sup>1</sup> / <sub>4</sub> x 7 <sup>3</sup> / <sub>4</sub>	14	18 <sup>1</sup> / <sub>2</sub>	2	2 <sup>1</sup> / <sub>2</sub>	
17704	11	2	3 <sup>1</sup> / <sub>4</sub> x 7 <sup>3</sup> / <sub>4</sub>	14	18 <sup>1</sup> / <sub>2</sub>	2	2 <sup>1</sup> / <sub>2</sub>	
21532	2	2 (2)	3 <sup>1</sup> / <sub>4</sub> x 7 <sup>3</sup> / <sub>4</sub>	18	22	2		
21314	3	2	3 <sup>1</sup> / <sub>4</sub> x 7 <sup>3</sup> / <sub>4</sub>	27	33 <sup>3</sup> / <sub>4</sub>	1 <sup>13</sup> / <sub>16</sub> OD		2 <sup>1</sup> / <sub>2</sub>
24041	22	2	3 <sup>1</sup> / <sub>2</sub>	14	20	2	1 <sup>1</sup> / <sub>4</sub>	1 <sup>1</sup> / <sub>4</sub>
24200	1	2	3 <sup>1</sup> / <sub>2</sub>	20	25	2		
24202	1	2	3 <sup>1</sup> / <sub>2</sub>	22	27	2		
24204	1	2	3 <sup>1</sup> / <sub>2</sub>	26	31	2		
21527	16	2	3 <sup>1</sup> / <sub>2</sub> x 7 <sup>3</sup> / <sub>4</sub>	18	22	2 <sup>1</sup> / <sub>4</sub>		



- ▲ Arc Welded.
- † Double Wall.
- ◆ Spark Arrestor.
- Welded Heat Shield.
- ❖ Resonator.
- # Special Style, not shown.
- § Stainless.
- ± Threaded.
- § Agricultural.
- AS Aluminized Spout.
- CT Chrome Tip.
- SB Spherical Ball.
- SF Spherical Flare Loose Flange.
- SP Spout.
- ST Stainless Tip.
- WF Welded Flange.
- WP Welded Pipe.
- WS Welded Spout.

## TABLE 2 - MUFFLER SPECIFICATIONS BY INLET SIZE



Part No.	Style	Inlet ID (A)	Shell Dia. (B)	Shell Length (C)	Overall Length (D)	Outlet ID (E)	Inlet Offset (F)	Outlet Offset (G)
21727	19	2	3½ x 8	18	21	2	2½	2½
21132*	1	2	4	11¼	24	2 AS		
21133*	1	2	4	11¼	24	2 AS		
17852*	1	2	4	15	20	2½ OD		
18317*	1	2	4	15	20	2½ OD		
21188§	1	2	4¼	12¾	17	2		
18979	1	2 OD	4¼ x 8¾	22	35½	WF		
17857	3	2	4¼ x 8¼	11	13¾	1¾		
17912	3	2	4¼ x 8¼	11	13¾	1¾		
18146	11	2	4¼ x 8¼	11	13¾	1¾	2½	
18316	11	2	4¼ x 8¼	11	18¼	1¾ WP	2½	
18367	1	2 WP	4¼ x 8¼	11	22	2 WP		
18353	11	2 WP	4¼ x 8¼	12	24¼	1¾	2	
17904	3	2	4¼ x 8¼	13	16½	2		
18389	3	2	4¼ x 8¼	13	17	2½		2
17900	2	2	4¼ x 8¼	13	18	2		
18414	2	2	4¼ x 8¼	14	17¼	2	2½	2
18157	2	2	4¼ x 8¼	15	18	2	2½	2
17895	3	2	4¼ x 8¼	15	21½	2		
18102	11	2	4¼ x 8¼	15	21½	2	2½	
21354	2	2	4¼ x 8¼	16	19	2	2	2
18971	2	2	4¼ x 8¼	16	19	2	2½	2½
18349	11	2	4¼ x 8¼	16	20¾	2½ OD	2½	
22430	11	2	4¼ x 8¼	16	21	2 OD	2	
17851	3	2	4¼ x 8¼	16	21¾	2		
18125	11	2	4¼ x 8¼	16	24	2	2½	
18155	11	2	4¼ x 8¼	18	21¾	2	2½	
18174	2	2	4¼ x 8¼	18	22	2	2½	2
17894	2	2	4¼ x 8¼	18	28	2		
17906	2	2	4¼ x 8¼	18	24½	2		
18105	2	2	4¼ x 8¼	18	24½	2	2½	2
17810	3	2	4¼ x 8¼	18	25	2		
17886	3	2	4¼ x 8¼	18	25	2		
18101	11	2	4¼ x 8¼	18	25	2	2½	
18237	11	2	4¼ x 8¼	18	25	2	2½	
18171	11	2 OD	4¼ x 8¼	18	25½	2½	2½	
18856	1	2	4¼ x 8¼	18	34¾	2		
18470	1	2	4¼ x 8¼	18	47	2 WP		
18910	1	2	4¼ x 8¼	22	35½	2 WF		
17834	2	2	4¼ x 9¼	15	19½	2		
18940	2	2	4¼ x 9¼	9	35¾	2 OD		
22561	2	2	4¼ x 9¼	12	18	2½ WF	3	3
17188	3	2	4¼ x 9¼	13	17	2½		
18196	3	2	4¼ x 9¼	13	22	1¾ AS		2½
18351	3	2	4¼ x 9¼	13	16¼	2¼		2½
17757	2	2	4¼ x 9¼	14	16	2 OD		
18431	11	2	4¼ x 9¼	14	17	1¾	2½	
17736	2	2	4¼ x 9¼	14	18	2		
17730	11	2	4¼ x 9¼	14	18	2		
17611	11	2	4¼ x 9¼	14	18½	2	2½	
17612	2	2	4¼ x 9¼	14	18½	2	2½	2½
17711	11	2	4¼ x 9¼	14	18½	2	2½	2½
17712	2	2	4¼ x 9¼	14	18½	2	2½	
17815	2	2	4¼ x 9¼	14	18½	2		
18233	2	2	4¼ x 9¼	14	18½	2	2½	2½
17259	2	2	4¼ x 9¼	14	19	2½		
17514	11	2	4½ x 9¼	14	19	2		
18247	2	2	4¼ x 9¼	15	18½	1¾	2½	2½
18276	2	2	4¼ x 9¼	15	19½	2	2½	2½
18258	12	2	4¼ x 9¼	15	27	2 AS	3	
18397	3	2 WF	4¼ x 9¼	15	28½	2 WP		2½
21316	11	2	4¼ x 9¼	15	29	2 OD	3	
18419	3	2 WF	4¼ x 9¼	15	35½	2 AS		2
18382	2	2	4¼ x 9¼	16	19	1¾	2½	2½
18848	2	2	4¼ x 9¼	16	19½	2 OD	2½	2½
21199	2	2	4¼ x 9¼	16	19½	2 OD	2½	2½
17870	3	2	4¼ x 9¼	16	19¾	1½		
18154	11	2	4¼ x 9¼	16	20	2	2½	
18150	11	2	4¼ x 9¼	16	20½	2	2½	
17874	3	2	4¼ x 9¼	16	20¾	2		
18205	12	2	4¼ x 9¼	16	27	2 AS	2½	
18246	11	2	4¼ x 9¼	16	27	2 AS	3	
18271	11	2	4¼ x 9¼	16	27	2 AS	2½	
18933	2	2	4¼ x 9¼	16	27	2 OD		
21317	11	2	4¼ x 9¼	16	29	2 OD	3	
18248	2	2	4¼ x 9¼	17	20½	1¾	2½	2½
18365	11	2	4¼ x 9¼	17	27¾	1¾ AS	2½	
18203	12	2	4¼ x 9¼	17	33½	2 AS	2½	
17860	11	2	4¼ x 9¼	18	22	1¾		

- ▲ Arc Welded.
- † Double Wall.
- ◆ Spark Arrestor.
- Welded Heat Shield.
- ❖ Resonator.

- # Special Style, not shown.
- § Stainless.
- ‡ Threaded.
- § Agricultural.

- AS Aluminized Spout.
- CT Chrome Tip.
- SB Spherical Ball.
- SF Spherical Flare Loose Flange.
- SP Spout.
- ST Stainless Tip.

- WF Welded Flange.
- WP Welded Pipe.
- WS Welded Spout.

GENERAL INFORMATION

PASSENGER CAR

LIGHT TRUCK

MUFFLER SPECS.

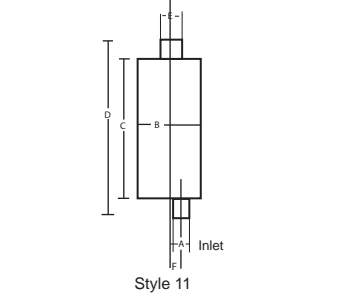
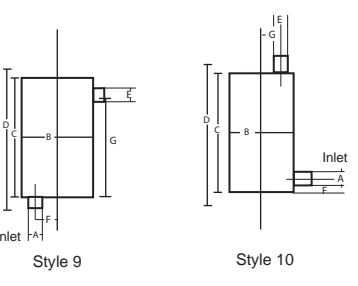
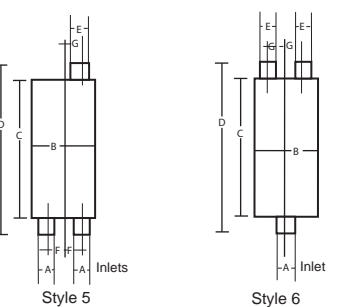
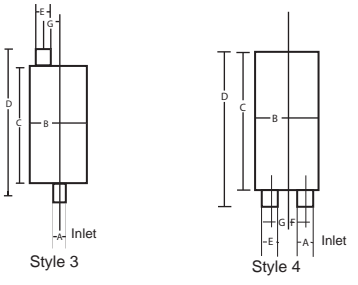
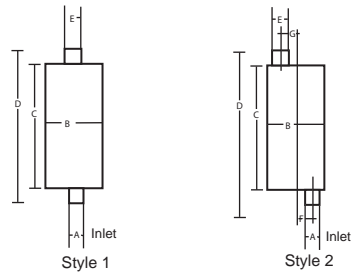
OPTIONAL MUFFLERS

ACCESSORIES

FOOTNOTES

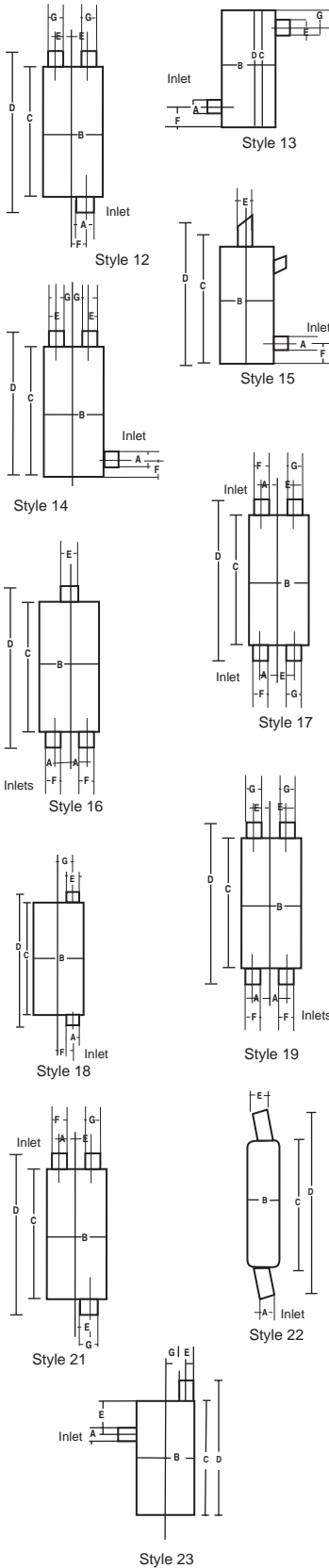
# TABLE 2- MUFFLER SPECIFICATIONS BY INLET SIZE

Part No.	Style	Inlet ID (A)	Shell Dia. (B)	Shell Length (C)	Overall Length (D)	Outlet ID (E)	Inlet Offset (F)	Outlet Offset (G)
18379	11	2	4 1/4 x 9 3/4	18	22	2 1/4		2 7/8
18282	11	2	4 1/4 x 9 3/4	18	22 1/4	1 3/4		2 7/8
22736	11	2	4 1/4 x 9 3/4	18	27 1/2	1 3/4		2 7/8
18183	11	2	4 1/4 x 9 3/4	18	29 1/2	1 3/4 AS		2 7/8
18194	11	2	4 1/4 x 9 3/4	18	33 1/2	2 AS		2 7/8
18358	11	2	4 1/4 x 9 3/4	18	33 1/2	2 AS		2 7/8
18483	11	2	4 1/4 x 9 3/4	18	34	2 AS		3
18335	2	2	4 1/4 x 9 3/4	19	22	2		2 7/8
22352	2	2	4 1/4 x 9 3/4	19	22	2		2 7/8
18407	2	2	4 1/4 x 9 3/4	19	22 3/4	2		2 7/8
17164	11	2	4 1/4 x 9 3/4	19	23	2		2 7/8
17877	2	2	4 1/4 x 9 3/4	19	23 1/2	2		
18303	2	2	4 1/4 x 9 3/4	19	23 1/2	2		2 7/8
21479	11	2	4 1/4 x 9 3/4	19	23 1/2	2 OD		2 7/8
17840	3	2	4 1/4 x 9 3/4	19	23 3/4	2		
18275	11	2	4 1/4 x 9 3/4	19	23 3/4	2		2 7/8
22052	11	2	4 1/4 x 9 3/4	19	23 3/4	2		2 7/8
17844	2	2	4 1/4 x 9 3/4	19	24	2		
18182	2	2	4 1/4 x 9 3/4	19	24	2		2 7/8
18437	2	2	4 1/4 x 9 3/4	19	24 1/2	2		2 7/8
22105	2	2	4 1/4 x 9 3/4	19	24 1/2	2		2 7/8
22559	2	2	4 1/4 x 9 3/4	19	24 1/2	2		2 7/8
22622	2	2	4 1/4 x 9 3/4	19	24 1/2	2		2 7/8
18190	2	2	4 1/4 x 9 3/4	19	25	2		2 7/8
18589	2	2	4 1/4 x 9 3/4	19	27	2 OD		2 7/8
21279	2	2	4 1/4 x 9 3/4	19	27	2 OD		2 7/8
18800	2	2	4 1/4 x 9 3/4	19	29	2 OD		2 7/8
18464	11	2	4 1/4 x 9 3/4	20	24	2		3
18579	#	2	4 1/4 x 9 3/4	20	24	2		
21201	#	2	4 1/4 x 9 3/4	20	24	2		
21438	11	2	4 1/4 x 9 3/4	20	24 3/4	2 WF		2 7/8
17289	11	2	4 1/4 x 9 3/4	20	25	2 1/2		
18845	11	2	4 1/4 x 9 3/4	20	25 1/4	2		2 7/8
21343	11	2	4 1/4 x 9 3/4	20	25 1/4	2		2 7/8
17697	11	2	4 1/4 x 9 3/4	20	26	2 1/4		
21435	11	2	4 1/4 x 9 3/4	20	27 3/4	2 WF		2 7/8
21440	11	2	4 1/4 x 9 3/4	20	27 3/4	2 WF		2
21441	11	2 OD	4 1/4 x 9 3/4	20	27 3/4	2 WF		2
18560	3	2	4 1/4 x 9 3/4	20	29	2 OD		2 7/8
21342	3	2	4 1/4 x 9 3/4	20	29	2 OD		2 7/8
18396	11	2	4 1/4 x 9 3/4	20	33 3/8	2 AS		2 7/8
18811	11	2	4 1/4 x 9 3/4	20	46 1/8	2 SP		
18573	11	2	4 1/4 x 9 3/4	21	25 1/2	2 OD		2 7/8
18575	11	2	4 1/4 x 9 3/4	21	25 1/2	2		2 7/8
21190	11	2	4 1/4 x 9 3/4	21	25 1/2	2		2 7/8
21192	11	2	4 1/4 x 9 3/4	21	25 1/2	2 OD		2 7/8
17820	3	2	4 1/4 x 9 3/4	21	26 1/4	2		
18385	11	2	4 1/4 x 9 3/4	21	26 1/4	2		2 7/8
22557	1	2	4 1/4 x 9 3/4	21	29 1/2	2		
18432	11	2	4 1/4 x 9 3/4	21	32 5/8	2 AS		2 7/8
17833	4	2	4 1/4 x 9 3/4	22	24	2		
18295	11	2	4 1/4 x 9 3/4	22	25	2		2 7/8
22793	11	2	4 1/4 x 9 3/4	22	25	2		2 7/8
18588	11	2	4 1/4 x 9 3/4	32	25	2		2 7/8
21353	11	2	4 1/4 x 9 3/4	32	25	2		2 7/8
18224	11	2	4 1/4 x 9 3/4	22	26	2		2 7/8
22790	11	2	4 1/4 x 9 3/4	22	26	2		2 7/8
21786	2	2	4 3/4 x 9 1/4	21	27 3/4	SP		2 1/4
21039s	1	2	4 5/8	15 1/2	28 1/8	2		
22234	1	2	5	10	13	2		
18962	1	2 WF	5	12	49 1/2	2 1/4 OD		
24243	1	2	5	14	18	2		
17198	2	2	5	18	21	2		
18169	2	2	5	18	24	2		1 1/4
18285	2	2	5	18	21	2		1 1/4
22445	2	2	5	18	21	2		1 1/4
17848	2	2	5	19	24	2		
18253	2	2	5	19	24	2		1 1/4
21028	1	2	5	21	25 3/4	1 13/16 OD		
18808	2	2	5 1/2 x 11	12	21	2 OD		3 1/2
21141	2	2	5 1/2 x 11	12	21	2 OD		3 1/2
18953	11	2	5 1/2 x 11	13	25 3/4	2		3 1/2
21505	11	2	5 1/2 x 11	13	24 1/2	2 OD		3 1/2
18446	11	2 WF	5 1/2 x 11	13	29 1/2	1 7/8 OD		4
18297	6	2	5 1/2 x 11	14	20	1 1/2 AS		
18802	11	2	5 1/2 x 11	15	16 1/2	2 OD		3 3/4
21398*	11	2	5 1/2 x 11	15	21 1/4	2 1/4		3 1/2
21525	11	2	5 1/2 x 11	15	21 1/4	2 1/4 OD		3 1/2
21203	2	2	5 1/2 x 11	15	26	2 1/4 OD		3 3/4



- ▲ Arc Welded.
- † Double Wall.
- ◆ Spark Arrestor.
- Welded Heat Shield.
- ❖ Resonator.
- # Special Style, not shown.
- § Stainless.
- ± Threaded.
- § Agricultural.
- AS Aluminized Spout.
- CT Chrome Tip.
- SB Spherical Ball.
- SF Spherical Flare Loose Flange.
- SP Spout.
- ST Stainless Tip.
- WF Welded Flange.
- WP Welded Pipe.
- WS Welded Spout.

## TABLE 2 - MUFFLER SPECIFICATIONS BY INLET SIZE



Part No.	Style	Inlet ID (A)	Shell Dia. (B)	Shell Length (C)	Overall Length (D)	Outlet ID (E)	Inlet Offset (F)	Outlet Offset (G)
21209	2	2	5½ x 11	15	26	2¼ OD	¾	1
18820	12	2	5½ x 11	15	29	2¼ OD	¾	¾
21341	11	2	5½ x 11	15	29	2¼ OD	¾	¾
18327	1	2 WF	5½ x 11	16	23½	1¾		
18478	11	2	5½ x 11	16	24	1¾ OD	¾	
18266	6	2	5½ x 11	16	25¼	1¾ AS		
18321	11	2 WF	5½ x 11	16	26¾	2	1½	
18581	11	2	5½ x 11	16	27¾	2 OD	¾	1
21250	11	2	5½ x 11	16	27¾	2 OD	¾	1
18597	2	2 WF	5½ x 11	16	29¾	1¾ SP		
18919	2	2 OD	5½ x 11	17	29¼	2 OD		
18450	11	2 WF	5½ x 11	17	30	2 AS	4	
22706	11	2 WF	5½ x 11	17	30¼	2 AS	¾	
18818	2	2 WF	5½ x 11	17	57	1½ OD		
18806	2	2	5½ x 11	18	24½	2 AS	¾	¾
18439	11	2 OD	5½ x 11	18	27½	1¾ AS	4	
18250	11	2	5½ x 11	18	28½	2 AS	1½	
21284	11	2	5½ x 11	18	29	1¾ OD	¾	¾
18441	11	2	5½ x 11	18	30	2 (2) OD	4	
21285	11	2	5½ x 11	18	30¼	2 (2) OD	¾	¾
18875	2	2 WF	5½ x 11	18	42¾	2 OD		
18562	2	2 OD	5½ x 11	18	57	1¾ SP		
21562	10	2	5½ x 11	19	27¾	2	2½	
18447	11	2	5½ x 11	19	29¼	2 SP	4	
21328	11	2	5½ x 11	19	30	2 OD	¾	1
18903	2	2 WF	5½ x 11	19	30½	2 SP	¾	1
21135	11	2	5½ x 11	19	30½	2 OD	¾	1
18567	11	2	5½ x 11	19	36½	2 OD	1½	
21182	11	2	5½ x 11	19	36½	2 OD	1½	
18886	2	2 WF	5½ x 11	19	46¼	2 SP		
18855	14	2 WF	5½ x 11	20	21¼	1¾ (2) OD	1½	
22755	14	2 WF	5½ x 11	20	21¼	1¾ (2) OD	1½	
21494	2	2	5½ x 11	20	23	2 OD	¾	¾
21304	11	2	5½ x 11	20	37	2 OD	3	
21305	11	2	5½ x 11	20	37	2 OD	3	
18578	11	2	5½ x 11	20	38	WS	¾	¾
18584	11	2	5½ x 11	20	38	WS	¾	¾
18804	11	2	5½ x 11	20	38	WS	¾	¾
21265	11	2	5½ x 11	20	38	WS	¾	¾
18583	11	2	5½ x 11	20	39	WS	¾	¾
18592	11	2	5½ x 11	20	39	WS	¾	¾
21266	11	2	5½ x 11	20	39	WS	¾	¾
21267	11	2	5½ x 11	20	39	WS	¾	¾
18828	2	2 OD	5½ x 11	20	39¾	2 SP		
18832	2	2	5½ x 11	20	40¾	2 SP		
18931	3	2 WF	5½ x 11	20	63¾	2 OD		
18888	3	2 WF	5½ x 11	20	74¾	2 OD		
21641	4	2	5½ x 11	21	23	2¼	¾	¾
21563	11	2	5½ x 11	21	25	2		
21718	4	2	5½ x 11	22	24	1¾	¾	¾
21430	11	2	5½ x 11	29	36	2	¾	¾
22658§	10	2	5¾	22½	26	2½ OD	2	
21578♦	1	2	6	5¾	11	2		
18281	2	2	6	13	18¾	2 OD	½	½
22065	2	2	6	13	19	2 OD	1½	1½
18400	2	2 WF	6	13	40¼	1¾ AS	1½	1½
17742	2	2	6	14	19	2		
17902	2	2	6	15	19	2		
18158	2	2	6	15	19½	2	1½	1½
18370	2	2 WF	6	15	20¾	1¾	1½	1½
18960	2	2 WF	6	15	80½	2 OD		
18288	2	2	6	17	20	2	1½	1½
17163	2	2	6	17	22	2	2½	2½
18130	2	2	6	17	24½	2	1½	1½
17783	2	2	6	18	22¾	2		
17914	2	2	6	18	26	2		
17829	2	2	6	20	27	1 <sup>13</sup> / <sub>16</sub> OD		
17854	2	2	6	20	27	2		
17891	2	2	6	22	32	2		
21169▲	2	2	6	22½	29	2	1⅞	1⅞
18129	2	2	6	25	32¾	2	1½	1½
17807	2	2	6	25	33	2		
18238	2	2	6	25	33	2	1½	1½
18553	2	2	6	25	29	2	1½	1½
18984	11	2	6 x 11½	13	26¾	SP	2	
17825	2	2	7	15	19½	1¾		
18181	2	2	7	15	23½	1¾ OD	¾	¾
18153	2	2	7	16	19	2	¾	¾
22342	2	2	7	16	23½	1¾ AS	2¼	2¼

- ▲ Arc Welded.
- † Double Wall.
- ♦ Spark Arrestor.
- Welded Heat Shield.
- ❖ Resonator.

- # Special Style, not shown.
- § Stainless.
- ‡ Threaded.
- § Agricultural.

- AS Aluminized Spout.
- CT Chrome Tip.
- SB Spherical Ball.
- SF Spherical Flare Loose Flange.
- SP Spout.
- ST Stainless Tip.

- WF Welded Flange.
- WP Welded Pipe.
- WS Welded Spout.

GENERAL INFORMATION

PASSENGER CAR

LIGHT TRUCK

MUFFLER SPECS.

OPTIONAL MUFFLERS

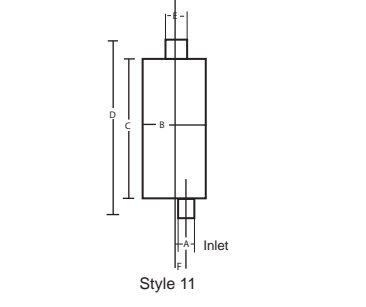
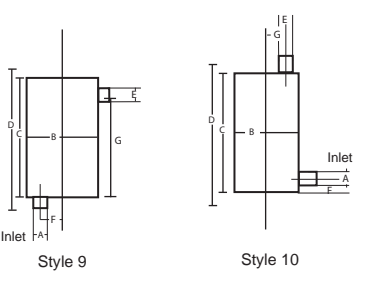
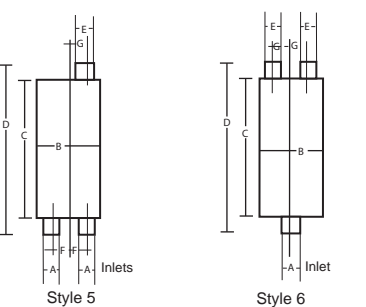
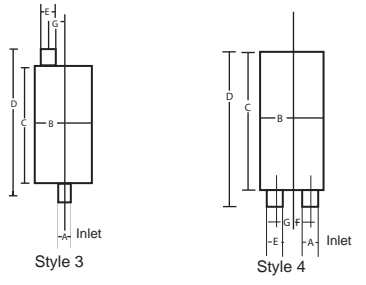
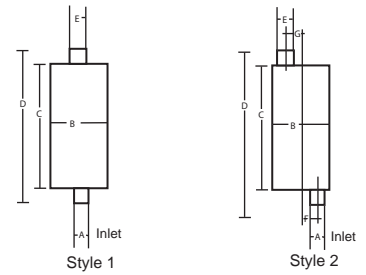
ACCESSORIES

FOOTNOTES



# TABLE 2- MUFFLER SPECIFICATIONS BY INLET SIZE

Part No.	Style	Inlet ID (A)	Shell Dia. (B)	Shell Length (C)	Overall Length (D)	Outlet ID (E)	Inlet Offset (F)	Outlet Offset (G)
18858	2	2 WF	7	17	41 1/8	1 7/8 SP		
18476	2	2	7	18	21	2	1 3/4	1 3/4
22286	2	2	7	18	21	2	1 3/4	1 3/4
18348	2	2	7	20	24	2	1 3/4	1 3/4
22670	2	2	7	20	25	2	1 3/4	1 3/4
18251	2	2	7	21	24	2	1 3/4	1 3/4
22483	2	2	7	21	24	2	1 3/4	1 3/4
22494	2	2	7	21	24	2	1 3/4	1 3/4
18587	2	2	7	21	61 1/8	2 1/4 OD		
18402	2	2	7	25	28	1 3/4	1 3/4	1 3/4
18306	2	2	7	25	29	2 WF	1 3/4	1 3/4
18333	1	2	7	25	29	2		
21500	11	2 WP	7 x 9	12	26 3/4	2 AS		
21501	11	2 WP	7 x 9	12	27	2 AS		
17686	3	2	7 x 9	12	20	SP		
18422	3	2	7 x 9	13	21 1/2	2 AS		1 9/50
22708	3	2	7 x 9	13	19 3/4	2 AS		2
22709	3	2	7 x 9	13	19 3/4	2 AS		2
21108	11	2	7 x 9	13	21	1 3/4 AS	2	
21737	3	2	7 x 9	14	27 3/4	3 OD	1	
21740	3	2	7 x 9	14	27 3/4	3 OD	1	
21407	2	2	7 x 9	14	28 1/8	2	1	2
21408	2	2	7 x 9	14	28 5/8	2	2 1/8	2
18822	#	2	7 x 9	14	32	2 1/4 OD	2	1
21319	#	2	7 x 9	14	32	2 1/4 OD	2	1
21570	2	2 OD	7 x 9	14	32 3/8	2 1/4	1	1
21571	2	2 OD	7 x 9	14	32 3/8	2 1/4	1	1
18363	12	2	7 x 9	15	24	1 1/2 AS	1	
18826	#	2	7 x 9	15	28	2 1/4 OD	2	1
21318	#	2	7 x 9	15	28	2 1/4 OD	2	1
18881	2	2 WF	7 x 9	15	49 5/8	1 1/2 OD		
21124	2	2	7 x 9	17	21	2 AS	2	2
21125	2	2	7 x 9	17	21	2 AS	2	2
21754	2	2	7 x 9	17	33	2	2	2
18967	2	2 WF	7 x 9	17	41	2 SP		
18922	2	2 WF	7 x 9	17	46 1/4	2 SP		
18938	2	2 WF	7 x 9	17	49 3/8	1 3/4 OD		
18474	3	2	7 x 9	18	21 1/4	1 3/4		2
18475	3	2	7 x 9	18	21 1/4	1 3/4		2
18939	2	2 WF	7 x 9	18	47 1/8	2 SP		
18951	2	2	7 x 9	19	22 1/2	2	2	2
21564	2	2	7 x 9	19	22 1/2	2	2 5/8	2
21112	6	2	7 x 9	19	29 1/2	1 3/4 AS		2
18467	6	2	7 x 9	19	30	2 AS		2
21094	6	2	7 x 9	19	31 1/2	1 3/4 CT		2
18471	12	2	7 x 9	19	33	2 CT	3	2
18908	2	2 WF	7 x 9	19	36 1/2	2 WF		
18265	1	2 WF	7 x 9	20	24 1/2	2 WF		
18591	2	2	7 x 9	20	26 1/2	2 OD	2	2
18846	2	2	7 x 9	20	26 1/2	2 WF		
21196	2	2	7 x 9	20	26 1/2	2 OD	2	2
18225	2	2	7 x 9	20	30	2	2 5/8	2
18814	11	2	7 x 9	20	43	2 SP		
18812	2	2 WF	7 x 9	20	47	2 WF		
18595	2	2 WF	7 x 9	20	50 3/4	2 WF		
21324	4	2	7 x 9	22	23 3/4	2	2	2
18805	5	2	7 x 9	22	26	2 3/4 OD	1	1
18985	5	2 (2)	7 x 9	22	26	2 3/4 OD	1	1
21289	5	2 (2)	7 x 9	22	26	2 3/4 OD	1	1
21291	5	2 (2)	7 x 9	22	26	2 3/4 OD	1	1
21504	5	2 (2)	7 x 9	22	26	2 3/4 OD	1	1
18571	4	2	7 x 9	22	30 3/4	2	2	2
18966	5	2 WF	7 x 9	23	44	2 SP		
18821	2	2 WF	7 x 9	22	56	2 WF		
21423	3	2	7 x 9	24	28	2	1	2
21553	16	2	7 x 9	24	28	2	2	1
18824	5	2	7 x 9	24	29	2 3/4 OD		2
21282	5	2 (2)	7 x 9	24	29	2 3/4 OD		2
18557	10	2 OD	7 x 9	24	32	2 SP		
21809	2	2	7 x 9	25	32 3/8	2	2	1 1/2
21755	2	2	7 x 9	25	32 1/4	2	2	1 1/2
18860	2	2 WF	7 1/2 x 9 1/2	16	39	2 OD		
18807	12	2 WF	7 3/4 x 10	23	53 1/2	1 1/2 AS		
18883	2	2 WF	11 1/2 x 9	14	40 1/4	1 1/2 OD		
18932	13	2 1/16 SF	4 1/4 x 9 3/4	20	86 3/4	2 1/8		
22168	3	2 1/8	4 x 8	23 3/4	34	2 OD		2 3/4
22109S	1	2 1/8	4 1/4	15 1/4	21	1 7/8 OD		
18301	2	2 1/8 WF	4 1/4 x 8 13/16	18	21 1/2	1 3/4	2 5/8	2
18959	3	2 1/8	4 1/4 x 9 3/4	20	26 1/2	2 1/4		2 7/8



- ▲ Arc Welded.
- † Double Wall.
- ◆ Spark Arrestor.
- Welded Heat Shield.
- ❖ Resonator.

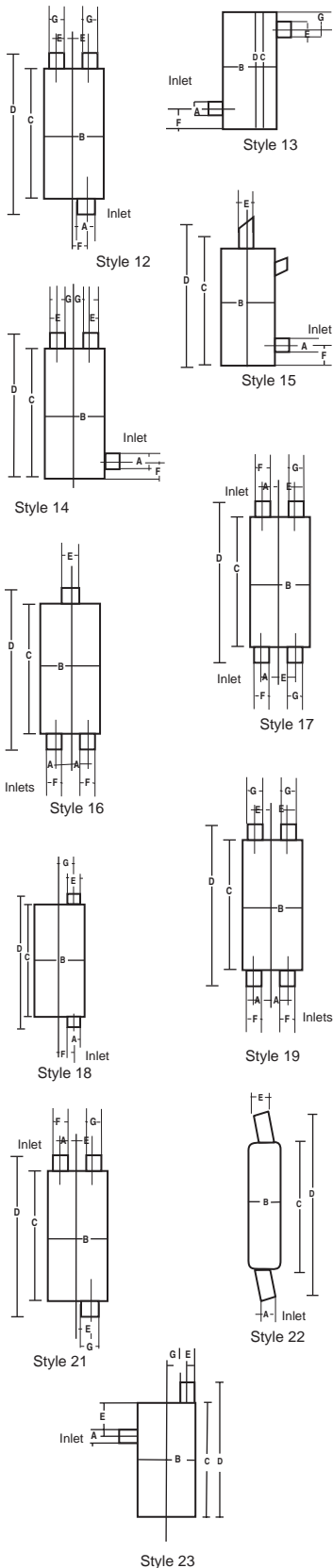
- # Special Style, not shown.
- § Stainless.
- ± Threaded.
- § Agricultural.

- AS Aluminized Spout.
- CT Chrome Tip.
- SB Spherical Ball.
- SF Spherical Flare Loose Flange.
- SP Spout.
- ST Stainless Tip.

- WF Welded Flange.
- WP Welded Pipe.
- WS Welded Spout.



## TABLE 2 - MUFFLER SPECIFICATIONS BY INLET SIZE



Part No.	Style	Inlet ID (A)	Shell Dia. (B)	Shell Length (C)	Overall Length (D)	Outlet ID (E)	Inlet Offset (F)	Outlet Offset (G)
21041§	1	2 1/8	4 1/2	11	21	2 1/8		
18930	2	2 1/8 WF	5 1/2 x 11	20	43 1/8	2 SP		
21183	#	2 1/8 WF OD	5 1/2 x 11	19	39	SP	3 3/4	1
21060§	1	2 1/8	5 5/8	17 3/4	32	2 1/2 OD		
18954	11	2 1/8	7 x 9	21	81 1/2	2 5/8	2	
22623	1	2 1/4	3 1/4 x 7 3/4	11	16 1/4	2 1/4		
18925	16	2 1/4 (2)	3 1/4 x 7 3/4	16	21 1/4	2 1/2 OD		
18926	16	2 1/4 (2)	3 1/4 x 7 3/4	16	21 1/4	2 1/2 OD	1 1/2 (2)	
21358	16	2 1/4	3 1/4 x 7 3/4	16	21 1/2	2 1/4 OD	1 1/2 (2)	
24098	22	2 1/4	3 1/2	14	21 3/4	2 1/4	1 1/4	1 1/4
24090	22	2 1/4	3 1/2	24	29 1/8	2 1/4	1 3/4	1 3/4
24069	1	2 1/4	3 1/2	18	23	2 1/4		
24201	1	2 1/4	3 1/2	20	25	2 1/4		
24203	1	2 1/4	3 1/2	22	27	2 1/4		
24205	1	2 1/4	3 1/2	26	31	2 1/4		
21374	16	2 1/4	3 1/2 x 8	16	21 1/4	2 1/2	2	
24234	1	2 1/4	4	12	16 1/2	2 1/4		
22545♦	1	2 1/4	4	14	25	2 1/4 AS		
21992♦	1	2 1/4	4	15	28 1/2	2 1/4 AS		
17812♦	1	2 1/4	4	16	23 1/2	2 3/8 OD		
18361†	1	2 1/4	4	16	20 3/4	2 1/4		
21687†	1	2 1/4	4	16	21	2 1/4		
17805♦	1	2 1/4	4	18	25	2		
21560♦	1	2 1/4	4	18	23	2 1/4		
24235	1	2 1/4	4	18	23 1/4	2 1/4		
17637	19	2 1/4 (2)	4 x 9 1/2	17	23	2 1/4 (2)	2 1/2	2 1/2
17658	2	2 1/4	4 x 9 1/2	13	19	2 1/4		
17655	11	2 1/4	4 x 9 1/2	13	19	2 1/4		
17652	6	2 1/4	4 x 9 3/4	13	19	2 1/4 (2)		2 1/2
17651	3	2 1/4	4 x 9 3/4	13	19	2 1/4		2 1/2
22038§	1	2 1/4	4 1/4	13	17	2 1/4 OD		
21033§	1	2 1/4	4 1/4	22 1/2	26 3/4	2 1/4		
22348□	2	2 1/4	4 1/4 x 8 13/16	13	16	2 1/4	2	2
17729	2	2 1/4	4 1/4 x 8 13/16	14	17	2 1/4		
18140	2	2 1/4	4 1/4 x 8 13/16	15	18	2 1/4	2 5/8	2
18244	2	2 1/4	4 1/4 x 8 13/16	15	18	2 1/4	2 5/8	2
22440□	2	2 1/4	4 1/4 x 8 13/16	15	18	2 1/4	2	2
21277	2	2 1/4	4 1/4 x 8 13/16	16	18 1/2	2 1/4	2	2
21278	2	2 1/4	4 1/4 x 8 13/16	16	18 1/2	2 1/4	2	2
21690	2	2 1/4	4 1/4 x 8 13/16	15	19	2 1/4	2 5/8	2 5/8
17880	2	2 1/4	4 1/4 x 8 13/16	18	25 3/4	2		
17916	2	2 1/4	4 1/4 x 8 13/16	18	24 1/4	2 1/4		
18141	2	2 1/4	4 1/4 x 8 13/16	18	23	2 1/4	2 5/8	2
18172	2	2 1/4	4 1/4 x 8 13/16	18	23	2	2 5/8	2
18114	2	2 1/4	4 1/4 x 8 13/16	21	28	2	2 5/8	2
17917	3	2 1/4	4 1/4 x 8 13/16	18	25	2 1/4		
18405	3	2 1/4	4 1/4 x 8 13/16	19	23	2 3/8 OD		2
17883	3	2 1/4	4 1/4 x 8 13/16	22	29 1/2	2		
18388	11	2 1/4	4 1/4 x 8 13/16	16	20 3/4	2 1/4 OD	2 5/8	
18107	11	2 1/4	4 1/4 x 8 13/16	18	22 3/4	2	2 5/8	
18113	11	2 1/4	4 1/4 x 8 13/16	18	26	2 1/4	2 5/8	
18111	11	2 1/4	4 1/4 x 8 13/16	19	26	2	2 5/8	
18106	11	2 1/4	4 1/4 x 8 13/16	23	30	2 1/4	2 5/8	
18900	11	2 1/4	4 1/4 x 8 13/16	28	30	2 1/4	2	
18942	11	2 1/4	4 1/4 x 8 13/16	28	32	2 1/4	2	
21410	11	2 1/4	4 1/4 x 8 13/16	28	32	2 1/4 OD	2	
18104	21	2 1/4	4 1/4 x 8 13/16	20	28	2	2 5/8	2
18892	11	2 1/4 WF	4 1/4 x 8 13/16	28	41 1/4	2 1/4	2	
21325	11	2 1/4 WF	4 1/4 x 8 13/16	28	33 1/4	2 1/4	2	
22990	11	2 1/4 WF	4 1/4 x 8 13/16	28	41 1/4	2 1/4	2	
17731	11	2 1/4	4 1/4 x 9 3/4	14	18	2 1/4		
17732	2	2 1/4	4 1/4 x 9 3/4	14	18	2 1/4		
17613	11	2 1/4	4 1/4 x 9 3/4	14	18 1/2	2 1/4	2 1/2	
17614	2	2 1/4	4 1/4 x 9 3/4	14	18 1/2	2 1/4	2 1/2	2 1/2
17631	11	2 1/4	4 1/4 x 9 3/4	14	18 1/2	2 1/4	2 7/8	
17632	2	2 1/4	4 1/4 x 9 3/4	14	18 1/2	2 1/4	2 7/8	2 7/8
17713	11	2 1/4	4 1/4 x 9 3/4	14	18 1/2	2 1/4	2 1/2	2 1/2
17714	2	2 1/4	4 1/4 x 9 3/4	14	18 1/2	2 1/4	2 1/2	
17735	2	2 1/4	4 1/4 x 9 3/4	14	18 1/2	2 1/4		
17931	11	2 1/4	4 1/4 x 9 3/4	14	18 1/2	2 1/4	2 7/8	
17932	2	2 1/4	4 1/4 x 9 3/4	14	18 1/2	2 1/4	2 7/8	2 7/8
17282	11	2 1/4	4 1/4 x 9 3/4	14	19	2 1/4		
22324	6	2 1/4	4 1/4 x 9 3/4	14	20 3/4	2 1/4 AS		2 7/8
17666	11	2 1/4	4 1/4 x 9 3/4	14	21	2 OD		
17667	11	2 1/4	4 1/4 x 9 3/4	14	21	2 OD		
21362	11	2 1/4	4 1/4 x 9 3/4	14	24 1/2	2 1/4 OD	2 7/8	
21372	11	2 1/4	4 1/4 x 9 3/4	14	25	2 1/4 OD	2 7/8	
22396	12	2 1/4	4 1/4 x 9 3/4	14	29 1/4	2 1/2 AS	2 7/8	2 7/8
22397	12	2 1/4	4 1/4 x 9 3/4	14	29 1/4	2 1/2 AS	2 7/8	2 7/8

- ▲ Arc Welded.
- † Double Wall.
- ◆ Spark Arrestor.
- Welded Heat Shield.
- ❖ Resonator.

- # Special Style, not shown.
- § Stainless.
- ‡ Threaded.
- § Agricultural.

- AS Aluminized Spout.
- CT Chrome Tip.
- SB Spherical Ball.
- SF Spherical Flare Loose Flange.
- SP Spout.
- ST Stainless Tip.

- WF Welded Flange.
- WP Welded Pipe.
- WS Welded Spout.

GENERAL INFORMATION

PASSENGER CAR

LIGHT TRUCK

MUFFLER SPECS.

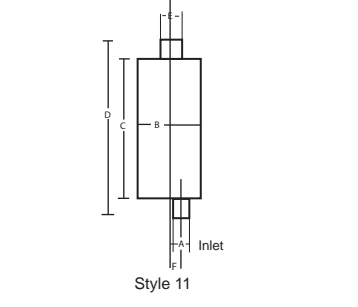
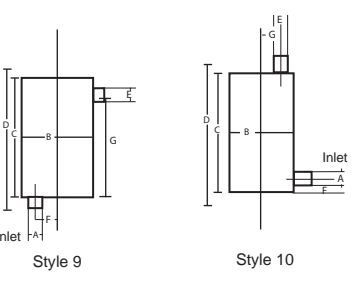
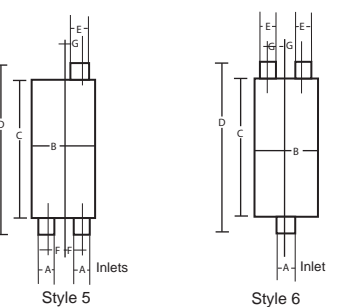
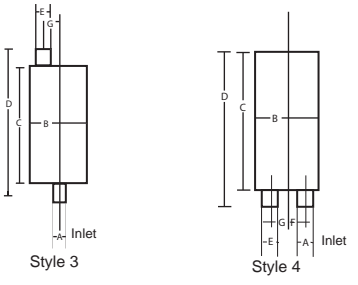
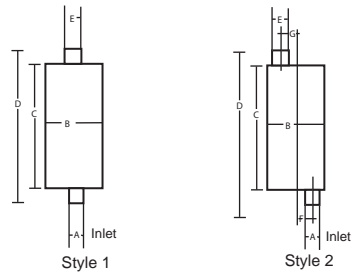
OPTIONAL MUFFLERS

ACCESSORIES

FOOTNOTES

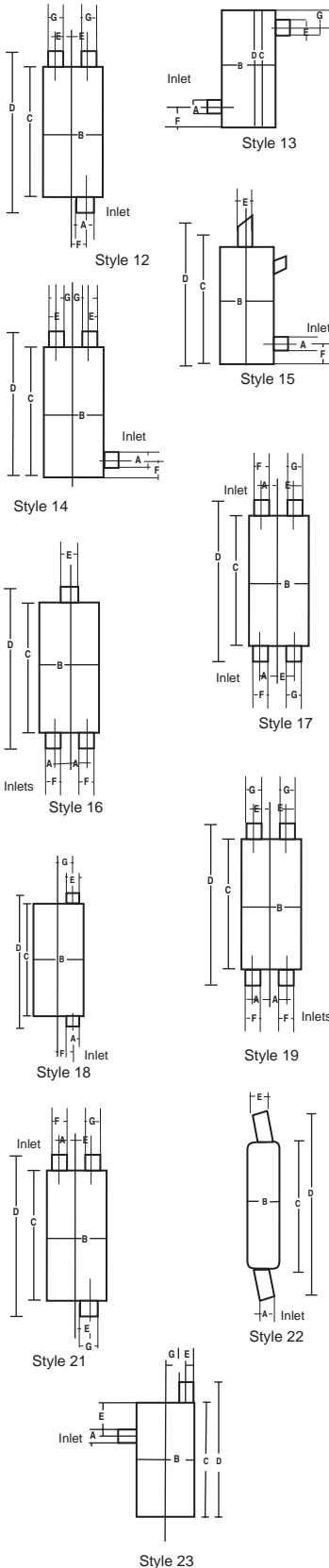
# TABLE 2- MUFFLER SPECIFICATIONS BY INLET SIZE

Part No.	Style	Inlet ID (A)	Shell Dia. (B)	Shell Length (C)	Overall Length (D)	Outlet ID (E)	Inlet Offset (F)	Outlet Offset (G)
18418	6	2 1/4 WP	4 1/4 x 9 3/4	14	29 3/4	2 1/4 AS		
18417	6	2 1/4 WP	4 1/4 x 9 3/4	14	31 1/8	2 1/4 AS		
18442	3	2 1/4	4 1/4 x 9 3/4	16	19	2 1/4		2 7/8
21200	3	2 1/4	4 1/4 x 9 3/4	16	19 1/4	2 1/4	5/8	2 7/8
18128	11	2 1/4	4 1/4 x 9 3/4	16	20	2		2 7/8
22395	17	2 1/4 (2)	4 1/4 x 9 3/4	16	20 1/2	2 1/4 (2)		2 7/8
18433	11	2 1/4	4 1/4 x 9 3/4	16	27	2 AS		3
17190	3	2 1/4	4 1/4 x 9 3/4	16	27 1/4	2 1/4		
18260	11	2 1/4	4 1/4 x 9 3/4	16	27 1/4	2 1/4		2 7/8
18341	3	2 1/4	4 1/4 x 9 3/4	17	20 1/2	2 1/4		2 7/8
22501	3	2 1/4	4 1/4 x 9 3/4	17	20 1/2	2 1/4	5/8	2 7/8
18236	2	2 1/4	4 1/4 x 9 3/4	17	20 1/2	2 1/4		2 7/8
22349	2	2 1/4	4 1/4 x 9 3/4	17	20 1/2	2 1/4		2 7/8
18403	11	2 1/4	4 1/4 x 9 3/4	17	21	2 1/4		2 7/8
17879	12	2 1/4	4 1/4 x 9 3/4	17	23	2		
18296	12	2 1/4	4 1/4 x 9 3/4	17	28 1/4	2 AS		2 7/8
18574	3	2 1/4	4 1/4 x 9 3/4	18	21 1/2	2 1/4	5/8	2 7/8
21337	3	2 1/4	4 1/4 x 9 3/4	18	21 1/2	2 1/4	5/8	2 7/8
18978	3	2 1/4	4 1/4 x 9 3/4	18	22	2 1/4 OD		2 7/8
21456	3	2 1/4	4 1/4 x 9 3/4	18	22	2 1/4 OD		2 7/8
17843	2	2 1/4	4 1/4 x 9 3/4	18	23	2 1/4		
18235	2	2 1/4	4 1/4 x 9 3/4	18	23	2 1/4		2 7/8
18465	3	2 1/4	4 1/4 x 9 3/4	18	25	2 1/4 SP		3
21191	#	2 1/4	4 1/4 x 9 3/4	18	27 1/2	2 1/4 OD		3
18917	3	2 1/4	4 1/4 x 9 3/4	18	28	2 SP		3
18201	11	2 1/4	4 1/4 x 9 3/4	18	30 3/4	2 AS		2 7/8
22363	11	2 1/4	4 1/4 x 9 3/4	18	30 3/4	2 AS		2 7/8
21290	#	2 1/4	4 1/4 x 9 3/4	18	31 1/4	2 OD		3
18896	3	2 1/4 OD	4 1/4 x 9 3/4	18	35	2 1/4 OD		
17846	2	2 1/4	4 1/4 x 9 3/4	19	23	2		
18234	2	2 1/4	4 1/4 x 9 3/4	19	23	2		2 7/8
18387	3	2 1/4	4 1/4 x 9 3/4	19	23	2 1/4		2 7/8
18598	2	2 1/4	4 1/4 x 9 3/4	19	23	2	3	3
18599	2	2 1/4	4 1/4 x 9 3/4	19	23	2	3	3
21110	2	2 1/4	4 1/4 x 9 3/4	19	23	2	3	3
21111	2	2 1/4	4 1/4 x 9 3/4	19	23	2	3	3
21424	11	2 1/4	4 1/4 x 9 3/4	19	23	2 1/4		
22317	2	2 1/4	4 1/4 x 9 3/4	19	23	2 1/4		2 7/8
18345	11	2 1/4	4 1/4 x 9 3/4	19	23 3/4	2		2 7/8
22070	11	2 1/4	4 1/4 x 9 3/4	19	23 3/4	2		2 7/8
17836	21	2 1/4 (2)	4 1/4 x 9 3/4	19	24	2		
17869	11	2 1/4	4 1/4 x 9 3/4	19	24	2		
18232	21	2 1/4	4 1/4 x 9 3/4	19	24	2		2 7/8
18200	11	2 1/4	4 1/4 x 9 3/4	19	24	2		2 7/8
22253	21	2 1/4	4 1/4 x 9 3/4	19	24	2		2 7/8
18499	11	2 1/4	4 1/4 x 9 3/4	19	24 1/4	2 1/4 OD		2 7/8
18463	11	2 1/4	4 1/4 x 9 3/4	19	25	2 OD		3
18230	11	2 1/4	4 1/4 x 9 3/4	19	25 3/4	2 1/4		2 7/8
17808	3	2 1/4	4 1/4 x 9 3/4	19	25 3/4	2 1/4		
18894	2	2 1/4	4 1/4 x 9 3/4	19	26	2 SP		2 7/8
21386	2	2 1/4	4 1/4 x 9 3/4	19	27 1/2	2 OD		2 7/8
21387	2	2 1/4	4 1/4 x 9 3/4	19	28 1/2	2 OD		2 7/8
18215	2	2 1/4	4 1/4 x 9 3/4	19	30 5/8	2 AS		3
18827	11	2 1/4	4 1/4 x 9 3/4	19	32 3/4	2 1/4		2 7/8
21339	11	2 1/4	4 1/4 x 9 3/4	19	32 3/4	2 1/4		2 7/8
21283	11	2 1/4	4 1/4 x 9 3/4	19	33	2 1/4 OD		3
18444	3	2 1/4	4 1/4 x 9 3/4	20	24	2 1/4		3
21276	3	2 1/4	4 1/4 x 9 3/4	20	24	2 1/4		3
22502	3	2 1/4	4 1/4 x 9 3/4	20	24	2 1/4		2 7/8
18568	3	2 1/4	4 1/4 x 9 3/4	20	24 1/2	2 1/4		2 7/8
17669	11	2 1/4	4 1/4 x 9 3/4	20	25	2 1/4		
17717	11	2 1/4	4 1/4 x 9 3/4	20	25	2 1/4		2 1/2
17747	3	2 1/4	4 1/4 x 9 3/4	20	25	2 1/4		
17767	11	2 1/4	4 1/4 x 9 3/4	20	25 1/2	2 1/4		
18461	11	2 1/4 WF	4 1/4 x 9 3/4	20	26	2 1/4		3
21489	3	2 1/4	4 1/4 x 9 3/4	20	26 1/2	2 1/4 OD		2 7/8
18593	16	2 1/4 SF	4 1/4 x 9 3/4	20	29	2		2 7/8 (2)
21345	16	2 1/4 SF	4 1/4 x 9 3/4	20	29	2		2 7/8 (2)
17671	11	2 1/4	4 1/4 x 9 3/4	20	38	2 1/2		
18425	2	2 1/4	4 1/4 x 9 3/4	21	25	2 1/4		2 7/8
17804	2	2 1/4	4 1/4 x 9 3/4	21	25 1/2	2		
18270	3	2 1/4	4 1/4 x 9 3/4	21	25 1/2	2		2 7/8
22799	3	2 1/4	4 1/4 x 9 3/4	21	25 1/2	2		2 7/8
17800	3	2 1/4	4 1/4 x 9 3/4	21	26	2		
18280	11	2 1/4	4 1/4 x 9 3/4	21	26	2		2 7/8
18338	11	2 1/4	4 1/4 x 9 3/4	21	26	2 1/4		2 7/8
21045	3	2 1/4	4 1/4 x 9 3/4	21	26	2 1/4		2 7/8
18187	11	2 1/4	4 1/4 x 9 3/4	21	31 3/4	2		2 7/8
22500	11	2 1/4	4 1/4 x 9 3/4	21	31 7/8	2 OD		2 7/8



- ▲ Arc Welded.
- † Double Wall.
- ◆ Spark Arrestor.
- Welded Heat Shield.
- ❖ Resonator.
- # Special Style, not shown.
- § Stainless.
- ‡ Threaded.
- § Agricultural.
- AS Aluminized Spout.
- CT Chrome Tip.
- SB Spherical Ball.
- SF Spherical Flare Loose Flange.
- SP Spout.
- ST Stainless Tip.
- WF Welded Flange.
- WP Welded Pipe.
- WS Welded Spout.

## TABLE 2 - MUFFLER SPECIFICATIONS BY INLET SIZE



Part No.	Style	Inlet ID (A)	Shell Dia. (B)	Shell Length (C)	Overall Length (D)	Outlet ID (E)	Inlet Offset (F)	Outlet Offset (G)
18277	11	2 1/4	4 1/4 x 9 3/4	21	33	2 OD	2 7/8	
18460	11	2 1/4	4 1/4 x 9 3/4	21	33	2 WP	3	
22724	11	2 1/4	4 1/4 x 9 3/4	21	33	2 OD	2 7/8	
18550	11	2 1/4	4 1/4 x 9 3/4	21	34 1/8	2 1/4 OD	2 7/8	
21193	11	2 1/4	4 1/4 x 9 3/4	21	34 1/2	2 1/4 OD	2 7/8	
21415	2	2 1/4	4 1/4 x 9 3/4	22	25	2 1/4 OD	2 7/8	2 7/8
17839	21	2 1/4	4 1/4 x 9 3/4	22	28 1/2	2		
18817	11	2 1/4	4 1/4 x 9 3/4	22	31	2 1/4 AS	3	
21303	11	2 1/4	4 1/4 x 9 3/4	22	37	2 OD	3	
17827	3	2 1/4	4 1/4 x 9 3/4	25	29 1/2	2 1/4		
18565	3	2 1/4	4 1/4 x 9 3/4	25	30	2		2 7/8
18833	3	2 1/4	4 1/4 x 9 3/4	25	30	2 OD		2 7/8
21272	3	2 1/4	4 1/4 x 9 3/4	25	30	2		2 7/8
18559	3	2 1/4	4 1/4 x 9 3/4	25	37	2		2 7/8
21275	3	2 1/4	4 1/4 x 9 3/4	25	37	2		2 7/8
18973	3	2 1/4	4 1/4 x 9 3/4	26	30	2 1/4		2 7/8
21633	3	2 1/4	4 1/4 x 9 3/4	26	30	2 1/4		
17226	2	2 1/4	4 1/2 x 9 3/4	14	19	2 1/4		
17217	11	2 1/4	4 1/2 x 9 3/4	14	19	2 1/4		
17512	11	2 1/4	4 1/2 x 9 3/4	20	25	2 1/4		
17552	19	2 1/4 (2)	4 1/2 x 9 3/4	20	25	2 1/4 (2)		
21357	3	2 1/4	4 1/2 x 11	20	24 1/2	2 1/4		2 7/8
24244	1	2 1/4	5	14	18	2 1/4		
21976*	1	2 1/4	5	16	24 1/2	2 1/2 AS		
22140*	1	2 1/4	5	18	33 1/2	2 3/4 AS		
18312	1	2 1/4	5	18	34 1/4	2 3/4 AS		
18982	11	2 1/4	5 1/2 x 11	15	22 3/8	2 1/4	3 3/4	1
21346	11	2 1/4 OD	5 1/2 x 11	15	27 3/4	2 1/4 SP		
18895	2	2 1/4 OD	5 1/2 x 11	15	27 1/4	2 1/4 SP		
18893	2	2 1/4	5 1/2 x 11	15	29	2 1/4 OD	3 3/4	1
21567	11	2 1/4	5 1/2 x 11	15	25 5/8	2 1/4	3 3/4	1
18948	11	2 1/4	5 1/2 x 11	15	27 1/4	2 1/4 SP	3 3/4	1
21558	11	2 1/4	5 1/2 x 11	15	28	2 1/4	3 3/4	1
21399	11	2 1/4	5 1/2 x 11	15	30 1/2	2 1/4 OD	3 3/4	1
18907	11	2 1/4	5 1/2 x 11	16	29 3/4	2 SP	3 1/2	
21389	11	2 1/4	5 1/2 x 11	16	30 1/2	2 SP	3 1/2	
21559	6	2 1/4	5 1/2 x 11	17	18 1/2	2 OD (2)	3 3/4	1 1/2
21561	6	2 1/4	5 1/2 x 11	17	18 1/2	1 3/8	3 3/4	1 1/2
21557	11	2 1/4	5 1/2 x 11	17	30	2	3 1/2	
18945	11	2 1/4	5 1/2 x 11	17	33 1/4	2 SP		
18891	11	2 1/4	5 1/2 x 11	17	49 3/8	2 1/4 OD		
18912	2	2 1/4	5 1/2 x 11	17	21 3/4	2 1/4	3 1/2	3 1/2
21360	2	2 1/4	5 1/2 x 11	17	21 1/2	2 1/4 OD	3 1/2	3 1/2
21638	12	2 1/4	5 1/2 x 11	17	22 3/4	2 OD (2)	3 3/4	1 1/2
18969	11	2 1/4	5 1/2 x 11	19	30 3/8	2 OD	3 3/4	1
21333	11	2 1/4	5 1/2 x 11	19	30 3/8	2 OD	3 3/4	1
21546	10	2 1/4	5 1/2 x 11	19	31 1/4	2	5	
18885	11	2 1/4	5 1/2 x 11	19	33	2	3 3/4	
18927	3	2 1/4	5 1/2 x 11	19	47 3/4	1 3/4 OD		
21186	12	2 1/4	5 1/2 x 11	19	35 1/2	1	3 3/4	
18852	10	2 1/4 OD	5 1/2 x 11	20	36 1/2	1 3/4		1 1/2
21181	10	2 1/4 OD	5 1/2 x 11	20	36 1/2	1 3/4		1 1/2
18854	14	2 1/4 OD	5 1/2 x 11	20	36 1/2	1 3/4 CT		
18909	11	2 1/4 OD (2)	5 1/2 x 11	20	31 3/8	2 1/4	3 1/2	
21344	16	2 1/4 SF	5 1/2 x 11	20	39	2	3 1/2 (2)	
18564	16	2 1/4 SF	5 1/2 x 11	20	39	2	3 1/2 (2)	
18849	10	2 1/4	5 1/2 x 11	20	27	2 OD		
18850	10	2 1/4	5 1/2 x 11	20	27	2 1/4 OD		
21253	10	2 1/4	5 1/2 x 11	20	27	2 OD	1	1
21254	10	2 1/4	5 1/2 x 11	20	27	2 1/4 OD		
21307	10	2 1/4	5 1/2 x 11	20	26	2 3/8 SP OD		
18901	2	2 1/4 WF	5 1/2 x 11	21	57	2 1/4 WF		
18458	3	2 1/4	5 1/2 x 11	23	26 1/2	2	4	3 1/2
21179	11	2 1/4	5 1/2 x 11	23	26 1/2	2	3 1/2	
21180	#	2 1/4	5 1/2 x 11	23	26 1/2	2	3 1/2	3 1/2
18944	3	2 1/4 WF	5 1/2 x 11	25	30 3/8	2 1/4 WF		3 1/2
21432	3	2 1/4	5 1/2 x 11	25	30 3/8	2 1/4 OD		3 1/2
18983	15	2 1/4	5 1/2 x 11	27	29	2 1/4	11 1/4	
18451	11	2 1/4 WF	5 1/2 x 11	27	33 1/2	2 1/4	4	
21414	3	2 1/4	5 1/2 x 11	27	33 3/4	2 1/4		3 1/2
21411	3	2 1/4	5 1/2 x 11	29	37	2 1/4		3 1/2
17741	2	2 1/4	6	14	19 1/2	2 1/4		
18211	2	2 1/4 WF	6	19	24 1/4	1 3/4	1 1/2	1 1/2
17911	2	2 1/4	6	22	29	2 1/4		
22382▲	2	2 1/4	6	24	30	2 1/4	1 3/8	1 3/8
18156	2	2 1/4	6	25	29 1/4	2 1/4	1 1/2	1 1/2
17868	2	2 1/4	6	25	31	2		
18142	2	2 1/4	6	25	31	2 1/4	1 1/2	1 1/2
18170	2	2 1/4	6	25	31	2	1 1/2	1 1/2

- ▲ Arc Welded.
- † Double Wall.
- ◆ Spark Arrestor.
- Welded Heat Shield.
- ❖ Resonator.

- # Special Style, not shown.
- § Stainless.
- ‡ Threaded.
- § Agricultural.

- AS Aluminized Spout.
- CT Chrome Tip.
- SB Spherical Ball.
- SF Spherical Flare Loose Flange.
- SP Spout.
- ST Stainless Tip.

- WF Welded Flange.
- WP Welded Pipe.
- WS Welded Spout.

GENERAL INFORMATION

PASSENGER CAR

LIGHT TRUCK

MUFFLER SPECS.

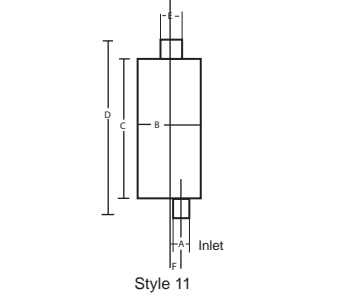
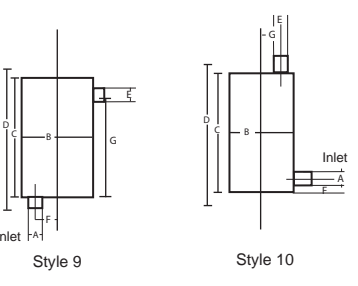
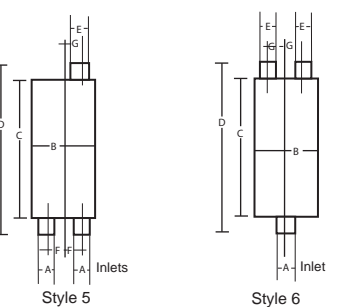
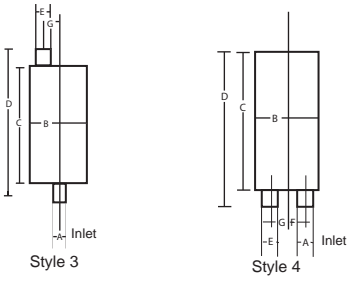
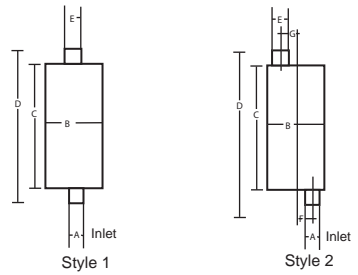
OPTIONAL MUFFLERS

ACCESSORIES

FOOTNOTES

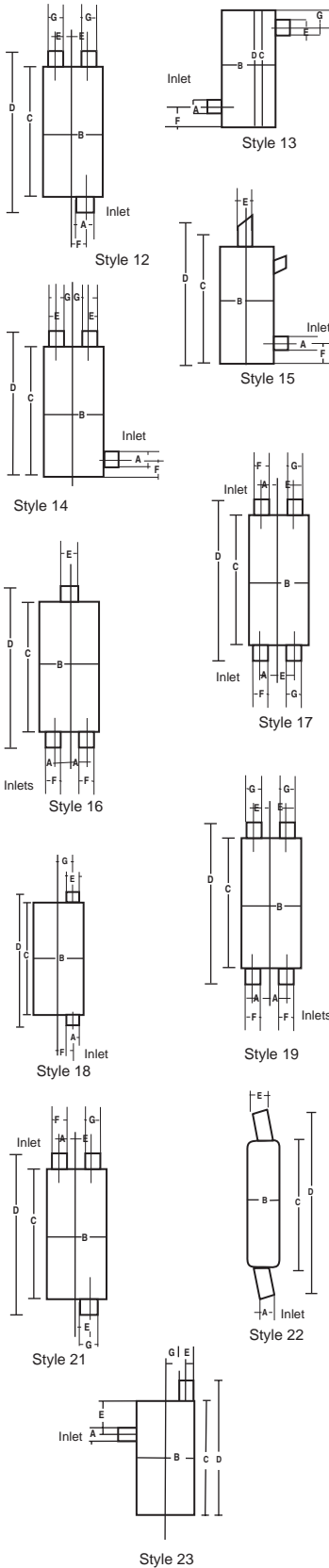
# TABLE 2- MUFFLER SPECIFICATIONS BY INLET SIZE

Part No.	Style	Inlet ID (A)	Shell Dia. (B)	Shell Length (C)	Overall Length (D)	Outlet ID (E)	Inlet Offset (F)	Outlet Offset (G)
18319	2	2 1/4	6	25	31	2	1 1/2	1 1/2
22155	2	2 1/4	6	27	31	2	1 1/2	1 1/2
17166	2	2 1/4	6 1/2	26	34 1/2	2 1/4	1 1/2	1 1/2
18309	12	2 1/4	7	18	30	2 AS	1 3/4	
17837	2	2 1/4	7	24	29 1/4	2 1/4		
18245	2	2 1/4	7	24	29 1/4	2 1/4	1 3/4	1 3/4
18928	2	2 1/4 OD	7	24	34 1/8	2 1/4	1 3/4	1 3/4
21326	2	2 1/4	7	24	35 1/8	2 1/4	1 3/4	1 3/4
18357	2	2 1/4	7	25	29 1/4	2 1/4	1 3/4	1 3/4
22460	2	2 1/4	7	25	29 1/4	2 1/4	1 3/4	1 3/4
17876	6	2 1/4	7	25	29 1/2	2		
18239	6	2 1/4	7	25	29 1/2	2	1 3/4	
22798	2	2 1/4	7	25	30	2 1/2	1 3/4	1 3/4
17785	2	2 1/4	7	25	31	2 1/2		
17878	2	2 1/4	7	25	31 1/4	2 1/4		
18298	2	2 1/4	7	25	31 1/4	2 1/4	1 3/4	1 3/4
22177	2	2 1/4	7	27	31 1/4	2 1/4	1 3/4	1 3/4
17679	3	2 1/4	7 x 9	13	20	ST		
17680	3	2 1/4	7 x 9	13	20	ST		
18916	2	2 1/4	7 x 9	16	35 1/4	2 1/4 OD		
18810	2	2 1/4	7 x 9	20	24	2 1/2	2	2
18825	2	2 1/4	7 x 9	20	62	2 OD		
21286	2	2 1/4	7 x 9	20	24	2 1/2	2	2
21315	2	2 1/4	7 x 9	20	24	2 1/4	2	2
18946	2	2 1/4 WF	7 x 9	21	74 1/2	2 1/4 OD		
18924	2	2 1/4 WF	7 x 9	21	84 1/2	2 OD		
18929	2	2 1/4	7 x 9	24	28	2 1/4	1	2
21422	3	2 1/4	7 x 9	24	28	2 1/4	1	2
21352	3	2 1/4	7 x 9	24	30	2	1	2
21566	3	2 1/4	7 x 9	24	32	2 1/4		
21478	11	2 1/4	7 x 9	25	29	2 1/4	2	1
21686	2	2 1/4	7 1/2 x 9 1/2	17	27 3/4	2	2 5/8	2 5/8
21747	2	2 1/4	7 1/2 x 9 1/2	14	33 1/2	SP	2	2
24240S	1	2 1/2	3 1/2	20	25	2 1/2		
24215	1	2 1/2	4	12	16 1/2	2 1/2		
24225	1	2 1/2	4	12	25 1/2	2 1/2 OD		
24226	1	2 1/2	4	12	25 1/2	2 1/2 OD		
24246	1	2 1/2	4	12	16 1/2	2 1/2		
24236	1	2 1/2	4	18	23 1/4	2 1/2		
24214	1	2 1/2	4	23	28	2 1/2		
21569*	1	2 1/2	4	24	29	2 1/2		
17653	6	2 1/2	4 x 9 1/2	13	19	2 1/2 (2)		2 1/2
17656	11	2 1/2	4 x 9 1/2	13	19	2 1/2		
17650	3	2 1/2	4 x 9 3/4	13	19	2 1/2		2 1/2
17659	2	2 1/2	4 x 9 1/2	13	19	2 1/2		
17638	21	2 1/2	4 x 9 1/2	15	21	2 1/2	2 1/2	2 1/2
22032S	10	2 1/2	4 1/4	19	25	2 1/2 OD	3 1/8	
17565	4	2 1/2	4 1/4 x 8 13/16	11	13	2 1/2 OD		
18426	3	2 1/2	4 1/4 x 8 13/16	13	17 1/2	2 1/8		2
17261	2	2 1/2	4 1/4 x 8 13/16	14	17	2 1/2		
17262	2	2 1/2	4 1/4 x 8 13/16	14	17	2 1/2		
17691	2	2 1/2	4 1/4 x 8 13/16	14	17 1/2	2 1/2		
17692	2	2 1/2	4 1/4 x 8 13/16	14	17 1/2	2 1/2		
17564	4	2 1/2	4 1/4 x 8 13/16	14 1/2	13	2 1/2 OD		
17629	2	2 1/2	4 1/4 x 8 13/16	16	18 1/2	2 1/2	2	2
17662	2	2 1/2	4 1/4 x 8 13/16	16	18 1/2	2 1/2	2	2
21548	2	2 1/2	4 1/4 x 8 13/16	16	20	2 1/2	2	2
17889	3	2 1/2	4 1/4 x 8 13/16	18	26	2		
17905	3	2 1/2	4 1/4 x 8 13/16	18	25 1/2	2 1/4		
18112	11	2 1/2	4 1/4 x 8 13/16	18	25 1/2	2 1/4	2 5/8	
17896	2	2 1/2	4 1/4 x 8 13/16	18	25 3/4	2		
18177	11	2 1/2	4 1/4 x 8 13/16	18	26	2	2 5/8	
18119	2	2 1/2	4 1/4 x 8 13/16	18	23	2 1/4	2 5/8	2
18175	2	2 1/2	4 1/4 x 8 13/16	18	23	2 1/2	2 5/8	2
18120	2	2 1/2	4 1/4 x 8 13/16	19	26	2 OD	2 5/8	2
18124	2	2 1/2	4 1/4 x 8 13/16	19	26	2 1/4 OD	2 5/8	2
17161	2	2 1/2	4 1/4 x 8 13/16	20	25	2 1/2	2 5/8	2 5/8
18176	2	2 1/2	4 1/4 x 8 13/16	20	25	2 1/4	2 5/8	2
18109	11	2 1/2	4 1/4 x 8 13/16	23	30	2 1/4	2 5/8	
17676	4	2 1/2	4 1/4 x 9 3/4	14	15	2 1/2		
21401	12	2 1/2	4 1/4 x 9 3/4	14	17	2 OD	2 7/8	2 7/8 (2)
17733	11	2 1/2	4 1/4 x 9 3/4	14	18	2 1/2		
17734	2	2 1/2	4 1/4 x 9 3/4	14	18	2 1/2		
17615	11	2 1/2	4 1/4 x 9 3/4	14	18 1/2	2 1/2	2 1/2	
17633	11	2 1/2	4 1/4 x 9 3/4	14	18 1/2	2 1/2	2 7/8	
17634	2	2 1/2	4 1/4 x 9 3/4	14	18 1/2	2 1/2	2 7/8	2 7/8
17696	2	2 1/2	4 1/4 x 9 3/4	14	18 1/2	2 1/2		
17715	11	2 1/2	4 1/4 x 9 3/4	14	18 1/2	2 1/2	2 1/2	
17784	2	2 1/2	4 1/4 x 9 3/4	14	18 1/2	2 1/2		



- ▲ Arc Welded.
- † Double Wall.
- ◆ Spark Arrestor.
- Welded Heat Shield.
- ❖ Resonator.
- # Special Style, not shown.
- ‡ Stainless.
- ± Threaded.
- § Agricultural.
- AS Aluminized Spout.
- CT Chrome Tip.
- SB Spherical Ball.
- SF Spherical Flare Loose Flange.
- SP Spout.
- ST Stainless Tip.
- WF Welded Flange.
- WP Welded Pipe.
- WS Welded Spout.

## TABLE 2 - MUFFLER SPECIFICATIONS BY INLET SIZE



Part No.	Style	Inlet ID (A)	Shell Dia. (B)	Shell Length (C)	Overall Length (D)	Outlet ID (E)	Inlet Offset (F)	Outlet Offset (G)
17933	11	2½	4¼ x 9¾	14	18½	2¼	2⅞	
17934	2	2½	4¼ x 9¾	14	18½	2¼	2⅞	2⅞
17258	2	2½	4¼ x 9¾	14	19	2¼		
17269	2	2½	4¼ x 9¾	14	19	2¼		
17283	11	2½	4¼ x 9¾	14	19	2¼		
18842	3	2½	4¼ x 9¾	14	24	2¼ OD	2⅞	
21376	11	2½	4¼ x 9¾	14	24	2¼ SP		
17257	4	2½	4¼ x 9¾	14	26	2		
17764	11	2½	4¼ x 9¾	14	26¾	SP		
17765	11	2½	4¼ x 9¾	14	26¾	SP		
22160	2	2½	4¼ x 9¾	15	28½	2¼ AS	2⅞	2⅞
22161	2	2½	4¼ x 9¾	15	28½	2¼ AS	2⅞	2⅞
18161	11	2½	4¼ x 9¾	16	21	2¼	2⅞	
18261	11	2½	4¼ x 9¾	16	23	2¼	2⅞	
18493	11	2½	4¼ x 9¾	16	29	2¼	2⅞	
22590	11	2½	4¼ x 9¾	16	20	2¼	2⅞	
21405	11	2½	4¼ x 9¾	18	21	2¼ OD	2⅞	
17853	3	2½	4¼ x 9¾	18	23	2¼		
18390	11	2½	4¼ x 9¾	18	23	2¼	2⅞	
17266	12	2½	4¼ x 9¾	18	24	2¼ (2)		
17558	5	2½	4¼ x 9¾	18	28	2¼ SP		
18339	2	2½	4¼ x 9¾	19	23	2¼	2⅞	2⅞
21109	2	2½	4¼ x 9¾	19	23	2¼	3	3
21856	11	2½	4¼ x 9¾	19	23	2¼	2⅞	
22393	2	2½	4¼ x 9¾	19	23	2¼	2⅞	2⅞
17739	12	2½	4¼ x 9¾	19	24	2¼ (2)		
18375	21	2½	4¼ x 9¾	19	24	2¼		
22354	21	2½	4¼ x 9¾	19	24	2¼	2⅞	2⅞
17758	6	2½	4¼ x 9¾	19	25	2¼ (2)		
17803	3	2½	4¼ x 9¾	19	25½	2		
17654	17	2½	4¼ x 9¾	20	24	2¼	2⅞	2⅞
17718	11	2½	4¼ x 9¾	20	25	2¼	2⅞	
17748	3	2½	4¼ x 9¾	20	25	2¼		
17749	2	2½	4¼ x 9¾	20	25	2¼		
18831	2	2½	4¼ x 9¾	21	24	2¼	2⅞	2⅞
18409	11	2½	4¼ x 9¾	21	24	2¼	2⅞	
18406	3	2½	4¼ x 9¾	21	25	2¼		2⅞
21784	2	2½	4¼ x 9¾	21	25¼	2 OD	2⅞	2⅞
17849	6	2½	4¼ x 9¾	21	25½	2 OD		
17850	2	2½	4¼ x 9¾	21	25½	2		
18191	6	2½	4¼ x 9¾	21	25½	2 OD		
18337	6	2½	4¼ x 9¾	21	25½	2		
22171	6	2½	4¼ x 9¾	21	25½	2		2⅞
22329	2	2½	4¼ x 9¾	21	25½	2¼ OD	2⅞	2⅞
22512	2	2½	4¼ x 9¾	21	25½	2¼	2⅞	2⅞
17786	6	2½	4¼ x 9¾	21	26	2¼ (2) OD		
17831	2	2½	4¼ x 9¾	21	26	2 OD		
17855	2	2½	4¼ x 9¾	21	26	2¼		
18255	2	2½	4¼ x 9¾	21	26	2¼	2⅞	2⅞
18293	2	2½	4¼ x 9¾	21	26	2 OD	2⅞	2⅞
22725	11	2½	4¼ x 9¾	21	26	2¼ OD	2⅞	
22726	11	2½	4¼ x 9¾	21	26	2¼ OD	2⅞	
17824	3	2½	4¼ x 9¾	21	26½	2¼		
17845	2	2½	4¼ x 9¾	21	26½	2¼ OD		
18274	2	2½	4¼ x 9¾	21	26½	2¼ OD	2⅞	2⅞
18399	11	2½	4¼ x 9¾	21	26½	2¼	2⅞	
21910	2	2½	4¼ x 9¾	21	26½	2¼ OD	2⅞	2⅞
18398	11	2½	4¼ x 9¾	21	27	3⅞	2⅞	
18440	11	2½	4¼ x 9¾	21	31½	2¼ OD	3	
21262	11	2½	4¼ x 9¾	21	31½	2¼ OD	2⅞	
18459	11	2½	4¼ x 9¾	21	32	2¼ OD	3	
18551	11	2½	4¼ x 9¾	21	32	2¼ OD	2⅞	
18344	6	2½ WP	4¼ x 9¾	21	32¼	2		
18220	11	2½	4¼ x 9¾	21	35	2¼	2⅞	
18221	11	2½	4¼ x 9¾	21	35	2¼ OD		
18393	2	2½ WP	4¼ x 9¾	21	35½	2¼	2⅞	2⅞
21063	11	2½	4¼ x 9¾	22	31	2¼	2⅞	
18457	3	2½	4¼ x 9¾	23	26½	2		2⅞
21427	21	2½	4¼ x 9¾	23	26½	2		2⅞
22745	11	2½	4¼ x 9¾	23	26½	2	2⅞	
21417	21	2½	4¼ x 9¾	23	27	2¼	2⅞	2⅞
18844	12	2½	4¼ x 9¾	23	27½	2 (2) OD	2⅞	2⅞
21416	2	2½	4¼ x 9¾	24	27	2¼	2⅞	2⅞
18342	11	2½	4¼ x 9¾	24	29	2¼	2⅞	
18381	11	2½	4¼ x 9¾	25	29	2¼	2⅞	
18340	11	2½	4¼ x 9¾	25	29¼	2¼	2⅞	
21860	11	2½	4¼ x 9¾	25	29¼	2¼	2⅞	
18347	12	2½	4¼ x 9¾	25	31½	2	2⅞	
18952	3	2½	4¼ x 9¾	26	30	2¼		2⅞

- ▲ Arc Welded.
- † Double Wall.
- ◆ Spark Arrestor.
- Welded Heat Shield.
- ❖ Resonator.

- # Special Style, not shown.
- § Stainless.
- ‡ Threaded.
- § Agricultural.

- AS Aluminized Spout.
- CT Chrome Tip.
- SB Spherical Ball.
- SF Spherical Flare Loose Flange.
- SP Spout.
- ST Stainless Tip.

- WF Welded Flange.
- WP Welded Pipe.
- WS Welded Spout.

GENERAL INFORMATION

PASSENGER CAR

LIGHT TRUCK

MUFFLER SPECS.

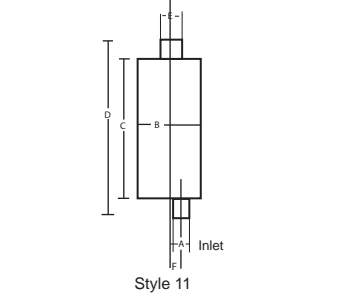
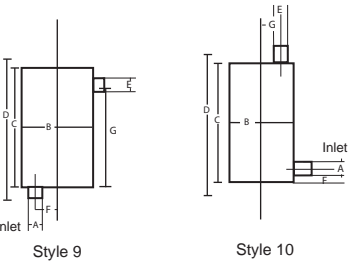
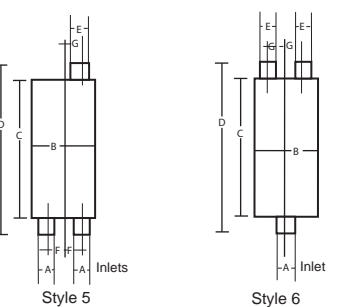
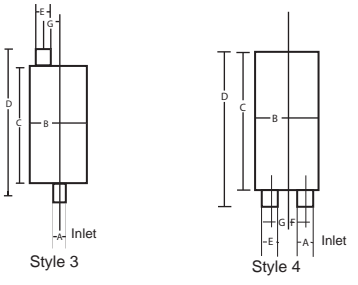
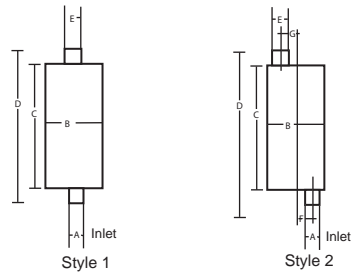
OPTIONAL MUFFLERS

ACCESSORIES

FOOTNOTES

# TABLE 2- MUFFLER SPECIFICATIONS BY INLET SIZE

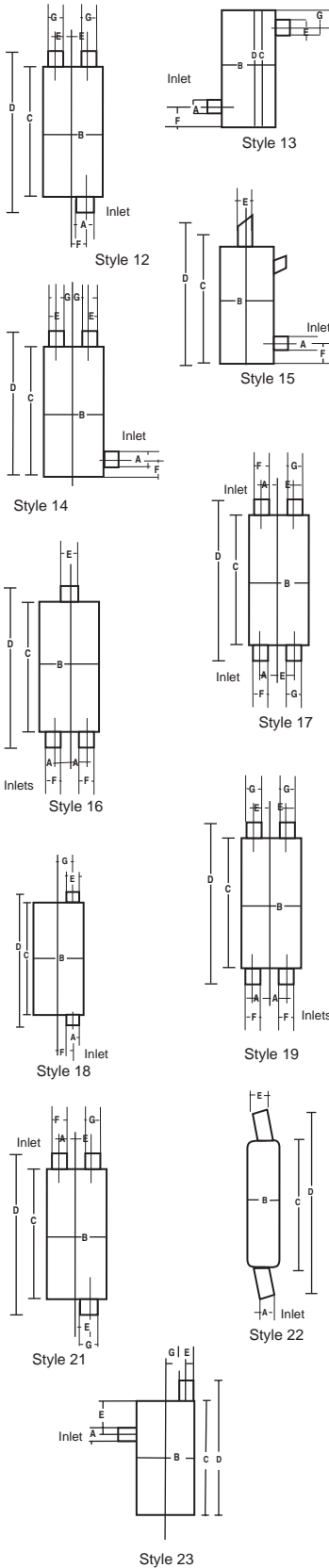
Part No.	Style	Inlet ID (A)	Shell Dia. (B)	Shell Length (C)	Overall Length (D)	Outlet ID (E)	Inlet Offset (F)	Outlet Offset (G)
21640	3	2½	4¼ x 9¾	26	30	2¼		2⅞
18462	2	2½	4¼ x 9¾	26	32	2¼ OD	3	2⅞
22644	2	2½	4¼ x 9¾	28	32	2¼ OD	2⅞	2⅞
18378	3	2½	4¼ x 9¾	28	33	2½		2⅞
22576	3	2½	4¼ x 9¾	28	33	2½		2⅞
17197	3	2½	4¼ x 9¾	28	36½	2½		
18209	11	2½	4¼ x 9¾	28	36½	2½		2⅞
22100	11	2½	4¼ x 9¾	28	36½	2½		2⅞
22648	11	2½	4¼ x 9¾	28	36½	2½		2⅞
18368	12	2½ WP	4¼ x 9¾	28	37¾	2¼		
18373	11	2½ WP	4¼ x 9¾	28	41	2½		2⅞
21762	2	2½	4½ x 9¼	15	19	2½	2⅞	2⅞
17218	1	2½	4½ x 9¾	14	19	2½		
17222	2	2½	4½ x 9¾	14	19	2½		
17567	2	2½	4½ x 9¾	14	19	2½	2	2
17568	2	2½	4½ x 9¾	14	19	2½	2	2
17231	17	2½ (2)	4½ x 9¾	14	19	2½ (2)		
17219	11	2½	4½ x 9¾	14	19	2½		
21397	12	2½	4½ x 9¾	14	21¾	2¼ WS		
21379	3	2½	4½ x 9¾	14	23½	WS		
17579	11	2½	4½ x 9¾	14	25	4 OD	2	
17580	11	2½	4½ x 9¾	14	25	4 OD	2	
17571	2	2½	4½ x 9¾	14	30	3½ OD	2	2
17572	2	2½	4½ x 9¾	14	30	3½ OD	2	2
17556	21	2½	4½ x 9¾	18	36	2½ (2) SP	2⅞	2⅞
17577	5	2½	4½ x 9¾	20	24	2½		
17234	6	2½	4½ x 9¾	20	25	2½		
17513	11	2½	4½ x 9¾	20	25	2½	2	
17553	19	2½ (2)	4½ x 9¾	20	25	2½ (2)		
21134	11	2½	4½ x 9¾	21	32	2¼ OD	2⅞	
17236	21	2½	4½ x 9¾	24	29	2½		
21473§	1	2½	4⅝	17	27½	2⅝ OD		
22390§	3	2½	4⅝ x 8⅝	19	33½	1⅞ OD	2¾	2¾
21610♦	3	2½	5	21	34⅝	2½ AS		1¼
21498	2	2½	5½ x 11	13	20	2½ OD	3½	
21485	2	2½	5½ x 11	16	29	2½ OD	3½	3½
18920	2	2½	5½ x 11	17	21¾	2½ OD	3½	3½
21375	2	2½	5½ x 11	17	21¾	2½ OD	3½	3½
18913	11	2½	5½ x 11	20	24	2¼	3½	
21302	11	2½	5½ x 11	20	24	2¼	3½	
21366	16	2½ SF	5½ x 11	20	31¾	2¼	3½	
21602	3	2½	5½ x 11	25	33¼	2¼		3½
21607	3	2½	5½ x 11	25	37	2¼		3½
18918	3	2½	5½ x 11	26	29½	2½		3½
21396	3	2½	5½ x 11	26	29½	2½		3½
18986	3	2½	5½ x 11	27	32	2¼	3½	
17165	3	2½	5½ x 11	27	31	2½		3½
21409	3	2½	5½ x 11	27	29	2½		3½
21544	3	2½	5½ x 11	27	32	2¼	3½	
21421	3	2½	5½ x 11	27	44⅞	2½		3½
17230	1	2½	6	16	21	2½		
17263	1	2½	6	16	20	2½		
22635▲	1	2½	6	20	26	2½		
17893	2	2½	6	22	33	2		
21163	1	2½	6	24	30	2½		
17828	2	2½	6	25	32	2		
18132	2	2½	6	25	32½	2¼	1½	1½
22235	2	2½	6	26¾	32¾	2½		
17162	2	2½	6	29	35	2½	2⅞	2⅞
21097	2	2½	6	29	35	2½	1½	1½
21259	2	2½	6	29	34¼	2⅞ OD	1½	1½
17123	1	2½	6	30	37	2½		
22356▲	1	2½	6	30	38	2½		
21683	2	2½	6 x 11½	20	24	2¼	3½	3½
21151▲♦	2	2½	6½	23	27¾	2¼	1½	1½
21475▲	2	2½	6½	26	35	2½	1½	1½
22583▲	2	2½	6½	26	32	2¼	1½	1½
22039§	11	2½	6⅝	5½	10⅝	1½ OD	1½	1⅞
18937	2	2½ SF	7	16	41⅞	1¾ OD		
18264	2	2½ WF	7	20	24½	2½ WF	1¾	1¾
17160	2	2½	7	20	25	2½	2⅞	2⅞
18961	2	2½ SF	7	20	48	1⅞ SP		
17193	2	2½	7	24	29¼	2		
18263	2	2½	7	24	29¼	2	1¾	1¾
18596	2	2½	7	24	29	2¼	1¾	1¾
17842	2	2½	7	25	32½	2¼		
18231	2	2½	7	25	32½	2¼	1¾	1¾
18466	2	2½	7	26	31	2¼	2	1¾
18819	2	2½	7	26	31	2½	1¾	1¾



- ▲ Arc Welded.
- † Double Wall.
- ◆ Spark Arrestor.
- Welded Heat Shield.
- ❖ Resonator.
- # Special Style, not shown.
- § Stainless.
- ± Threaded.
- § Agricultural.
- AS Aluminized Spout.
- CT Chrome Tip.
- SB Spherical Ball.
- SF Spherical Flare Loose Flange.
- SP Spout.
- ST Stainless Tip.
- WF Welded Flange.
- WP Welded Pipe.
- WS Welded Spout.



## TABLE 2 - MUFFLER SPECIFICATIONS BY INLET SIZE



Part No.	Style	Inlet ID (A)	Shell Dia. (B)	Shell Length (C)	Overall Length (D)	Outlet ID (E)	Inlet Offset (F)	Outlet Offset (G)
21377	2	2½	7	26	31	2½	1¾	1¾
22000	2	2½	7	27	32½	2¼	1¾	1¾
18430	2	2½	7	32	37¾	2¼	1¾	1¾
18456	3	2½	7 x 9	16	21	2½		2
21093	3	2½	7 x 9	16	21	2½	1	2
21565	2	2½	7 x 9	16	20	2¼		
18566	2	2½	7 x 9	17	20¾	2½	1	1
21336	2	2½	7 x 9	17	20¾	2½	1	1
18455	3	2½	7 x 9	18	22	2½		2
21047	3	2½	7 x 9	18	22	2½		2
21481	2	2½	7 x 9	20	24	2½ OD	1	1
21482	2	2½	7 x 9	21	39	2½ OD	2	1
18577	2	2½	7 x 9	22	26	2½	1½	1
18921	2	2½	7 x 9	22	26	2¼	1	1
21292	2	2½	7 x 9	22	26	2½	1½	1
21347	2	2½	7 x 9	22	26	2¼	1	1
18594	2	2½	7 x 9	22	26¼	2½	1	1
21373	2	2½	7 x 9	22	26¼	2½	1	1
18889	2	2½ OD	7 x 9	24	28	2½ OD		
18914	2	2½	7 x 9	24	28	2½	1	1
18947	2	2½	7 x 9	24	28	2½		
18956	2	2½	7 x 9	24	28	2½	1¾	1¾
21355	2	2½	7 x 9	24	28	2½	1	1
21431	5	2½ (2)	7 x 9	24	28	2¾ OD	2	2
18906	2	2½ (2)	7 x 9	24	29	2¾ OD	2½ (2)	1
21400	16	2½	7 x 9	24	29	2¾ OD	2½ (2)	1
21547	3	2½	7 x 9	24	30	2½		1¾
18897	2	2½	7 x 9	25	37	2¼ OD		
18454	3	2½	7 x 9	26	32	2½		2
21092	3	2½	7 x 9	26	32	2½		2
21539	2	2½	7 x 9	28	32	2½	1	1
18977	2	2½	7 x 9	28	32	2½	1	1
21541	2	2½	7 x 9	28	32	2½	1	1
18570	2	2½	7 x 9	30	37½	2½	1	1
18590	2	2½	7 x 9	30	33¾	2½ OD	1	1
18955	2	2½	7 x 9	30	34	2½	1	1
21338	2	2½	7 x 9	30	33¾	2½ OD	1	1
21351	2	2½	7 x 9	30	37½	2½	1	1
21521	2	2½	7 x 9	30	34	2½	1	1
21543	2	2½	7 x 9	30	36	2½	1½	1½
18890	2	2½ OD	7 x 9	30	37½	2½ OD		
22770▲	10	2½	7 1/16	20¾	23½	2½	3½	1
22866▲	5	2½	8 3/8	29½	38	2¼	2½	2
22865▲	5	2½	8 3/8	29¾	36¼	3	1	2
22932▲	5	2½	8 3/8	29¾	36¼	3 OD	1	2
22822▲	5	2½	8 3/8	36½	43	3	2	2 1/8
21579♦	1	2½	8 3/8	6 3/8	12 7/8	2½		
18957	3	2 5/8	7 x 9	24	28	2 5/8		2
21614	3	2 5/8	7 x 9	28	32	2 5/8	1	2
21388♦	1	2¾ OD	4	18	26½	4		
17797	11	2¾	4 1/4 x 9 3/4	14	18	2¾		
18934	11	2¾ OD	4 1/4 x 9 3/4	20	25½	2¼	2 7/8	
22037§	1	2¾	4 5/8	16½	26	2½ OD		
21349	3	2 3/8 WF	4 7/8 x 9 3/4	20	38½	2 1/8		
18915	3	2 3/8 WF	5 1/2 x 11	27	38½	2½		3½
21152▲	2	2¾	7	29¾	36¼	2¼	1¾	1¾
22852▲	2	2¾	7	33½	40	2¾	1	1
17192	3	2¾	7 x 9	16	21	2½		
18193	3	2¾	7 x 9	16	21	2½		2
22740	3	2¾	7 x 9	16	21	2½		2
21044	3	2¾	7 x 9	18	24	2½	2	
18269	2	2¾	7 x 9	22	26½	2¾	2 5/8	2
21523	2	2¾	7 x 9	22	26	2¾ OD		
22779	2	2¾	7 x 9	22	26½	2¾ OD	2	2
18138	2	2¾	7 x 9	24	29	2¾ OD	2	2
18216	2	2¾	7 x 9	24	29	2¾ OD	2 5/8	2
18823	2	2¾	7 x 9	24	29	2¾ OD	1½	1½
21046	2	2¾	7 x 9	24	29	2¾ OD	2	2
21356	2	2¾	7 x 9	24	29	2¾ OD	1½	1½
18941	2	2¾ WF	7 x 9	24	31 1/8	2½	2	2
21752	11	2¾	7 x 9	25	30	2¾	1¾	
21554	11	2¾	7 x 9	25	31 1/8	2 5/8	1¾	1
18267	3	2¾	7 x 9	26	32	2½		2
22547	2	2¾ SF	7 3/8	35	45	2¾ ST	1¾	1¾
22231▲	5	2¾	8 1/4 x 11 1/2	27¾	32¾	4	4	1¾
22033§	1	2 7/8	5 5/8	21¼	32½	3 OD		
22027§	1	2 7/8	6 5/8	21	27 1/8	2 5/8 OD		
24249	1	3	3 1/2	3 5/8	6 1/2	3 OD		
24250	1	3	4	6 1/2	9	3 OD		

- ▲ Arc Welded.
- † Double Wall.
- ♦ Spark Arrestor.
- Welded Heat Shield.
- ❖ Resonator.

- # Special Style, not shown.
- § Stainless.
- ‡ Threaded.
- § Agricultural.

- AS Aluminized Spout.
- CT Chrome Tip.
- SB Spherical Ball.
- SF Spherical Flare Loose Flange.
- SP Spout.
- ST Stainless Tip.

- WF Welded Flange.
- WP Welded Pipe.
- WS Welded Spout.

GENERAL INFORMATION

PASSENGER CAR

LIGHT TRUCK

MUFFLER SPECS.

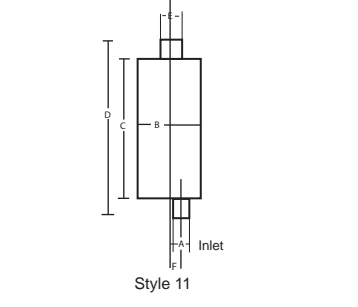
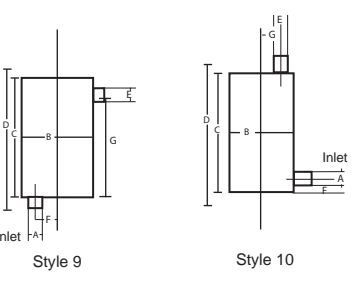
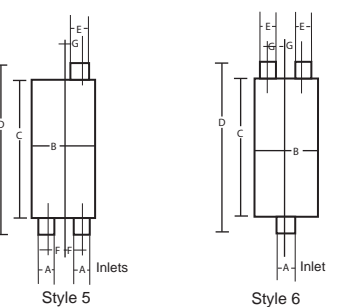
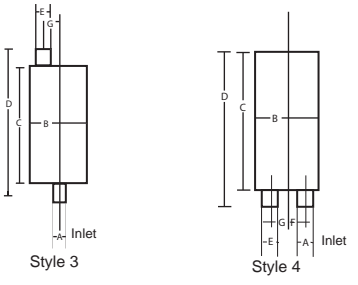
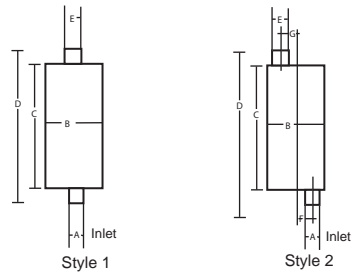
OPTIONAL MUFFLERS

ACCESSORIES

FOOTNOTES

# TABLE 2- MUFFLER SPECIFICATIONS BY INLET SIZE

Part No.	Style	Inlet ID (A)	Shell Dia. (B)	Shell Length (C)	Overall Length (D)	Outlet ID (E)	Inlet Offset (F)	Outlet Offset (G)
24222	1	3	4	12	16½	3		
24248	1	3	4	12	16½	3		
24238	1	3	4	12	18¼	3 OD		
17562	1	3	4	12	30	4 OD		
17563	1	3	4	12	30	4 OD		
24219	1	3	4	18	23¼	3		
24224	6	3	4	18	29	2½ (2) OD		3½ (2)
24241 <sub>S</sub>	1	3	4	20	25	3		
24242	1	3	4	20	25	3		
24221	1	3 WF	4	24	30	2½		
17657	11	3	4 x 9½	13	19	3		
17660	2	3	4 x 9½	13	19	3		
17661	6	3	4 x 9½	13	19	2½ (2)		
17649	3	3	4 x 9¾	13	19	3		2½
17630	6	3	4 x 9¾	13	19	2½		2½ (2)
17674	6	3	4¼ x 9¾	13	17	2½ (2)		
17636	2	3	4¼ x 9¾	14	20	3	2⅞	2⅞
17743	2	3	4¼ x 9¾	14	20	3		
17936	2	3	4¼ x 9¾	14	20	3	2⅞	2⅞
17635	11	3	4¼ x 9¾	14	20	3	2⅞	
17744	11	3	4¼ x 9¾	14	20	3		
17935	11	3	4¼ x 9¾	14	20	3	2⅞	
18160	11	3	4¼ x 9¾	20	26½	3	2⅞	
18766	11	3	4¼ x 9¾	20	26½	3		
18180	11	3	4¼ x 9¾	22	29	3	2⅞	
18133	6	3	4¼ x 9¾	23	28	2¼		2⅞
22719	6	3	4¼ x 9¾	23	28	2¼		2⅞
22784	6	3	4¼ x 9¾	23	28	2¼		2⅞
18377	11	3	4¼ x 9¾	23	28½	2¾ OD	2⅞	
17195	6	3	4¼ x 9¾	23	28¾	2¼		
18202	6	3	4¼ x 9¾	23	28¾	2¼		
17809	3	3	4¼ x 9¾	23	29	3		
17832	6	3	4¼ x 9¾	23	29	2		
18229	11	3	4¼ x 9¾	24	29	3	2⅞	
21054	11	3	4¼ x 9¾	24	29	3	2⅞	
22934	11	3	4¼ x 9¾	24	42¼	3 OD	2⅞	
18228	11	3 WP	4¼ x 9¾	24	37¾	3	2⅞	
17228	6	3	4½ x 9¾	14	19	2½ (2)		
17519	6	3	4½ x 9¾	14	19	2½ (2)		
17229	2	3	4½ x 9¾	14	19	3	2	2
17220	1	3	4½ x 9¾	14	19	3		
17221	11	3	4½ x 9¾	14	19	3		
17517	1	3	4½ x 9¾	14	19	3		
17233	11	3	4½ x 9¾	20	25	3		
17227	21	3	4½ x 9¾	20	24	2½ (2)		
17536	21	3	4½ x 9¾	20	24	3 (2)		
17554	19	3 (2)	4½ x 9¾	20	25	3 (2)		
17547	2	3	4½ x 9¾	20	27	3		
17235	11	3	4½ x 9¾	24	29	3		
21050	1	3	5	24	36	3 OD		
17673	1	3	5½ x 11	16	20	3		
17792	2	3	5½ x 11	16	23	3		
17793	11	3	5½ x 11	16	23	3		
17769	11	3	5½ x 11	20	27	3		
21522	2	3	5½ x 11	20	27	3 OD	3½	3½
17665	2	3	5½ x 11	22	27	3		
17670	12	3	5½ x 11	22	26	3 (2)		
17273	6	3	5½ x 11	23	29	2½ (2)		
17776	6	3	5½ x 11	23	29	2½ (2)		
17267	1	3	6	12	16	3		
21442	1	3	6	14	32	4 OD		
17223	1	3	6	16	21	3		
17296	1	3	6	16	20	3		
22163	1	3	6	20	26½	3 OD		
21468▲	1	3	6	21	30	3		
21138	1	3	6	26	36½	3		
21684	2	3	6 x 11½	25	30	3	3½	3½
21580◆	1	3	6⅝	10¼	14⅞	3⅞ OD		
21146	1	3	7	12	20	3		
22630+▲	1	3	7	14	19¾	3		
21075	12	3	7	28	32½	2 (2)	1¾	1¾
18936	2	3 OD	7	28	35½	2	1¾	1¾
22389	1	3	7	30	38	3		
21545	2	3	7 x 9	18	24	3	1¾	1¾
22675	3	3	7 x 9	18	24	3 OD		1¾
18354	2	3	7 x 9	18	25	3 OD	1¾	1¾
22673	2	3	7 x 9	18	25	3 OD	1¾	1¾
22674	11	3	7 x 9	18	25½	3 OD	1¾	1¾
22776	2	3	7 x 9	18	28	3 OD	1¾	1¾



- ▲ Arc Welded.
- † Double Wall.
- ◆ Spark Arrestor.
- Welded Heat Shield.
- ✦ Resonator.

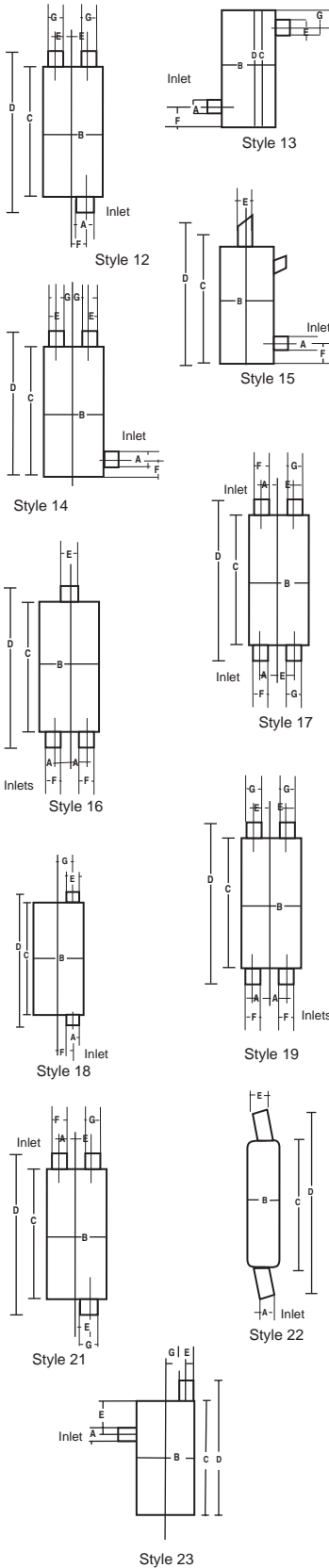
- # Special Style, not shown.
- § Stainless.
- ± Threaded.
- § Agricultural.

- AS Aluminized Spout.
- CT Chrome Tip.
- SB Spherical Ball.
- SF Spherical Flare Loose Flange.
- SP Spout.
- ST Stainless Tip.

- WF Welded Flange.
- WP Welded Pipe.
- WS Welded Spout.



## TABLE 2 - MUFFLER SPECIFICATIONS BY INLET SIZE



Part No.	Style	Inlet ID (A)	Shell Dia. (B)	Shell Length (C)	Overall Length (D)	Outlet ID (E)	Inlet Offset (F)	Outlet Offset (G)
21583	2	3	7 x 9	19	24	3	2 <sup>5</sup> / <sub>8</sub>	2
21587	2	3	7 x 9	19	24	3	2 <sup>5</sup> / <sub>8</sub>	2
18223	2	3	7 x 9	20	24	2 <sup>1</sup> / <sub>2</sub>	2 <sup>5</sup> / <sub>8</sub>	2
22772	2	3	7 x 9	20	24	2 <sup>1</sup> / <sub>2</sub>	2	2
21507	2	3	7 x 9	20	26	3 OD	2	2
22679	3	3	7 x 9	20	26	3 OD		2
21593	2	3	7 x 9	21	26	3	2 <sup>5</sup> / <sub>8</sub>	2
22672	2	3	7 x 9	21	27	3 OD	1 <sup>3</sup> / <sub>4</sub>	1 <sup>3</sup> / <sub>4</sub>
21367	16	3 WF	7 x 9	21	39 <sup>1</sup> / <sub>8</sub>	2 <sup>3</sup> / <sub>4</sub> OD	2	
18887	2	3	7 x 9	22	27 <sup>1</sup> / <sub>2</sub>	3	1 <sup>3</sup> / <sub>4</sub>	1 <sup>3</sup> / <sub>4</sub>
21406	2	3	7 x 9	22	27 <sup>1</sup> / <sub>2</sub>	3	1 <sup>3</sup> / <sub>4</sub>	1 <sup>3</sup> / <sub>4</sub>
21384	2	3	7 x 9	24	29	2 <sup>3</sup> / <sub>4</sub> OD	2	2
21577	3	3	7 x 9	24	29	2 <sup>3</sup> / <sub>4</sub>	1	2
22678	2	3	7 x 9	24	29 <sup>1</sup> / <sub>2</sub>	2 <sup>3</sup> / <sub>4</sub> OD	2	2
18219	2	3	7 x 9	24	30	2 <sup>3</sup> / <sub>4</sub> OD	2 <sup>5</sup> / <sub>8</sub>	2
21742	2	3	7 x 9	24	30	3	2 <sup>5</sup> / <sub>8</sub>	2 <sup>5</sup> / <sub>8</sub>
22777	2	3	7 x 9	24	30	3 OD	2	2
21391	2	3 OD	7 x 9	24	31	2 <sup>1</sup> / <sub>2</sub> OD	2	2
18958	2	3	7 x 9	24	32 <sup>1</sup> / <sub>2</sub>	3	2 <sup>5</sup> / <sub>8</sub>	2
21334	2	3	7 x 9	24	33 <sup>1</sup> / <sub>2</sub>	2 <sup>3</sup> / <sub>4</sub> OD	2	2
18829	2	3 OD	7 x 9	24	35	2 <sup>1</sup> / <sub>2</sub>	2	2
21306	2	3 OD	7 x 9	24	35	2 <sup>1</sup> / <sub>2</sub>	2	2
21551	2	3 WF	7 x 9	24	39	2	2	1
21447	11	3	7 x 9	26	31	3 OD	2	2
21542	1	3	7 x 9	26	31	3		
21642	2	3	7 x 9	26	37 <sup>1</sup> / <sub>2</sub>	3	2	2
18965	2	3	7 x 9	26	38	3		
18218	1	3	7 x 9	27	33	3 OD		
22677	1	3	7 x 9	27	33	3 OD		
21568	2	3	7 x 9	27	33 <sup>1</sup> / <sub>2</sub>	2 <sup>3</sup> / <sub>4</sub>	1	1
17698	2	3	8 <sup>3</sup> / <sub>8</sub>	18	24	3		
22636▲	2	3	8 <sup>3</sup> / <sub>8</sub>	21	27	3	2	2
18371	2	3	8 <sup>3</sup> / <sub>8</sub>	25	42 <sup>1</sup> / <sub>2</sub>	3 WP	2	2
22767▲	10	3	8 <sup>3</sup> / <sub>8</sub>	27	29 <sup>1</sup> / <sub>2</sub>	3	4 <sup>1</sup> / <sub>2</sub>	2
21476▲	2	3	8 <sup>3</sup> / <sub>8</sub>	29 <sup>3</sup> / <sub>4</sub>	36 <sup>1</sup> / <sub>4</sub>	3	2	2
21437	5	3	8 <sup>1</sup> / <sub>2</sub> x 11 <sup>3</sup> / <sub>4</sub>	25	28	3	2 <sup>1</sup> / <sub>4</sub>	2 <sup>1</sup> / <sub>4</sub>
21533	5	3	8 <sup>1</sup> / <sub>2</sub> x 11 <sup>3</sup> / <sub>4</sub>	25	28	3	2 <sup>1</sup> / <sub>4</sub>	2 <sup>1</sup> / <sub>4</sub>
21576	5	3	8 <sup>1</sup> / <sub>2</sub> x 11 <sup>3</sup> / <sub>4</sub>	25	28	3	2 <sup>1</sup> / <sub>4</sub>	2 <sup>1</sup> / <sub>4</sub>
17789	2	3	8 <sup>3</sup> / <sub>4</sub>	30	36	3		
22538◆	1	3	9	11 <sup>1</sup> / <sub>2</sub>	16	3		
18972	2	3	9 x 7	20	25 <sup>1</sup> / <sub>2</sub>	3	2 <sup>5</sup> / <sub>8</sub>	2 <sup>5</sup> / <sub>8</sub>
21650	2	3	9 x 7	24	32	2 <sup>3</sup> / <sub>4</sub> OD		
21725	2	3	9 x 7	26	32 <sup>1</sup> / <sub>2</sub>	3	2 <sup>5</sup> / <sub>8</sub>	2 <sup>5</sup> / <sub>8</sub>
21692	12	3	9 x 7	26	37 <sup>1</sup> / <sub>2</sub>	2 <sup>1</sup> / <sub>4</sub>	2 <sup>5</sup> / <sub>8</sub>	2 <sup>1</sup> / <sub>4</sub>
22991	2	3	11	36	42	4	2 <sup>1</sup> / <sub>2</sub>	2 <sup>1</sup> / <sub>2</sub>
22021§	10	3 <sup>1</sup> / <sub>8</sub>	5 <sup>5</sup> / <sub>8</sub>	19 <sup>1</sup> / <sub>2</sub>	22 <sup>1</sup> / <sub>2</sub>	2 <sup>3</sup> / <sub>4</sub> OD	3 <sup>1</sup> / <sub>4</sub>	
24251	1	3 <sup>1</sup> / <sub>2</sub>	4	6	9	3 <sup>1</sup> / <sub>2</sub> OD		
24223	1	3 <sup>1</sup> / <sub>2</sub> OD	4	20	34 <sup>1</sup> / <sub>2</sub>	4 OD		
24216	1	3 <sup>1</sup> / <sub>2</sub>	5	12	16 <sup>1</sup> / <sub>2</sub>	3 <sup>1</sup> / <sub>2</sub>		
24247	1	3 <sup>1</sup> / <sub>2</sub>	5	12	16 <sup>1</sup> / <sub>2</sub>	3 <sup>1</sup> / <sub>2</sub>		
24245	1	3 <sup>1</sup> / <sub>2</sub>	5	12	17 <sup>1</sup> / <sub>4</sub>	4		
22861§	1	3 <sup>1</sup> / <sub>2</sub>	5 <sup>5</sup> / <sub>8</sub>	28	42 <sup>1</sup> / <sub>4</sub>	3 <sup>5</sup> / <sub>8</sub> OD		
17224	1	3 <sup>1</sup> / <sub>2</sub>	6	16	21	3 <sup>1</sup> / <sub>2</sub>		
21581◆	1	3 <sup>1</sup> / <sub>2</sub>	7	12	17	3 <sup>1</sup> / <sub>2</sub>		
21467▲◆	1	3 <sup>1</sup> / <sub>2</sub>	7	12	20	3 <sup>1</sup> / <sub>2</sub>		
21470▲	1	3 <sup>1</sup> / <sub>2</sub>	7	30	38	3 <sup>1</sup> / <sub>2</sub>		
21753	2	3 <sup>1</sup> / <sub>2</sub>	7 x 9	23	28 <sup>3</sup> / <sub>8</sub>	3 <sup>1</sup> / <sub>2</sub>	2 <sup>3</sup> / <sub>4</sub>	2 <sup>3</sup> / <sub>4</sub>
21832▲	2	3 <sup>1</sup> / <sub>2</sub>	8 <sup>1</sup> / <sub>4</sub> x 11 <sup>1</sup> / <sub>2</sub>	26	32 <sup>1</sup> / <sub>4</sub>	4	2 <sup>1</sup> / <sub>2</sub>	2 <sup>1</sup> / <sub>2</sub>
22632▲	2	3 <sup>1</sup> / <sub>2</sub>	8 <sup>1</sup> / <sub>4</sub> x 11 <sup>1</sup> / <sub>2</sub>	26	33	3 <sup>1</sup> / <sub>2</sub>	2 <sup>1</sup> / <sub>2</sub>	2 <sup>1</sup> / <sub>2</sub>
22391▲	9	3 <sup>1</sup> / <sub>2</sub>	8 <sup>1</sup> / <sub>4</sub> x 11 <sup>1</sup> / <sub>2</sub>	28	31	4 OD	2 <sup>1</sup> / <sub>2</sub>	12
22551▲	2	3 <sup>1</sup> / <sub>2</sub>	8 <sup>1</sup> / <sub>4</sub> x 11 <sup>1</sup> / <sub>2</sub>	30	36	4	2 <sup>3</sup> / <sub>4</sub>	2 <sup>1</sup> / <sub>2</sub>
21074▲	9	3 <sup>1</sup> / <sub>2</sub>	8 <sup>1</sup> / <sub>4</sub> x 11 <sup>1</sup> / <sub>2</sub>	31 <sup>1</sup> / <sub>2</sub>	34 <sup>3</sup> / <sub>4</sub>	4 OD	2 <sup>1</sup> / <sub>2</sub>	7 <sup>7</sup> / <sub>8</sub>
21300	4	3 <sup>1</sup> / <sub>2</sub>	8 <sup>1</sup> / <sub>4</sub> x 11 <sup>1</sup> / <sub>2</sub>	32	34 <sup>3</sup> / <sub>4</sub>	4 OD	2 <sup>1</sup> / <sub>2</sub>	2 <sup>1</sup> / <sub>2</sub>
21073▲	9	3 <sup>1</sup> / <sub>2</sub>	8 <sup>1</sup> / <sub>4</sub> x 11 <sup>1</sup> / <sub>2</sub>	32	34 <sup>3</sup> / <sub>4</sub>	4 OD	2 <sup>1</sup> / <sub>2</sub>	2 <sup>1</sup> / <sub>4</sub>
22604▲	9	3 <sup>1</sup> / <sub>2</sub>	8 <sup>1</sup> / <sub>4</sub> x 11 <sup>1</sup> / <sub>2</sub>	32	39 <sup>3</sup> / <sub>8</sub>	4	2 <sup>1</sup> / <sub>2</sub>	11 <sup>7</sup> / <sub>8</sub>
21706	2	3 <sup>1</sup> / <sub>2</sub>	11	25	31	3 <sup>1</sup> / <sub>2</sub>	2 <sup>3</sup> / <sub>4</sub>	2 <sup>3</sup> / <sub>4</sub>
24252	1	4	4	7	9	3 <sup>1</sup> / <sub>2</sub> OD		
21649	18	4	4 x 9 <sup>3</sup> / <sub>4</sub>	10	17	4	2 <sup>5</sup> / <sub>8</sub>	2
24217	1	4	5	12	16 <sup>1</sup> / <sub>2</sub>	4		
17225	1	4	6	16	21	4		
17537	1	4	6	22	27	4		
21464▲◆	1	4	7	12	20	4		
21471▲	1	4	7	27 <sup>1</sup> / <sub>4</sub>	36	4		
17557	2	4	8 <sup>1</sup> / <sub>4</sub> x 11 <sup>1</sup> / <sub>2</sub>	25	30	4		
22004▲	2	4	8 <sup>1</sup> / <sub>4</sub> x 11 <sup>1</sup> / <sub>2</sub>	27	33 <sup>3</sup> / <sub>4</sub>	4	2 <sup>1</sup> / <sub>2</sub>	2 <sup>1</sup> / <sub>2</sub>
22006▲	9	4	8 <sup>1</sup> / <sub>4</sub> x 11 <sup>1</sup> / <sub>2</sub>	28	31	4	2 <sup>1</sup> / <sub>2</sub>	12
21071▲	23	4	8 <sup>1</sup> / <sub>4</sub> x 11 <sup>1</sup> / <sub>2</sub>	28 <sup>1</sup> / <sub>2</sub>	31	4	5 <sup>1</sup> / <sub>4</sub>	2 <sup>1</sup> / <sub>2</sub>
22449▲	2	4	8 <sup>1</sup> / <sub>4</sub> x 11 <sup>1</sup> / <sub>2</sub>	32	37 <sup>1</sup> / <sub>4</sub>	4	2 <sup>1</sup> / <sub>2</sub>	2 <sup>1</sup> / <sub>2</sub>
21582◆	1	4	8 <sup>3</sup> / <sub>8</sub>	14	21 <sup>1</sup> / <sub>4</sub>	4		

- ▲ Arc Welded.
- † Double Wall.
- ◆ Spark Arrestor.
- Welded Heat Shield.
- ◆ Resonator.

- # Special Style, not shown.
- § Stainless.
- ‡ Threaded.
- § Agricultural.

- AS Aluminized Spout.
- CT Chrome Tip.
- SB Spherical Ball.
- SF Spherical Flare Loose Flange.
- SP Spout.
- ST Stainless Tip.

- WF Welded Flange.
- WP Welded Pipe.
- WS Welded Spout.

GENERAL INFORMATION

PASSENGER CAR

LIGHT TRUCK

MUFFLER SPECS.

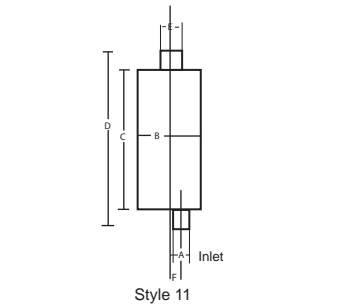
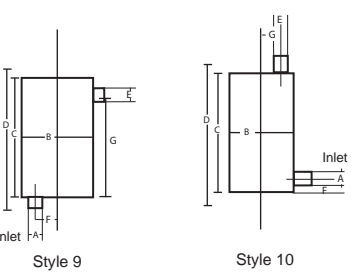
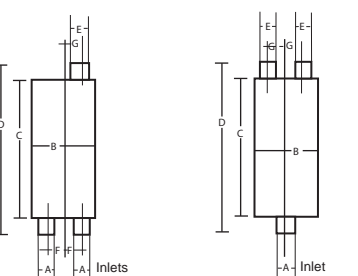
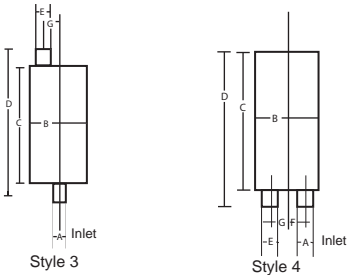
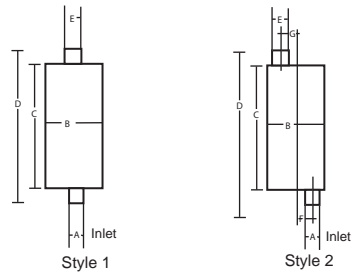
OPTIONAL MUFFLERS

ACCESSORIES

FOOTNOTES

# TABLE 2- MUFFLER SPECIFICATIONS BY INLET SIZE

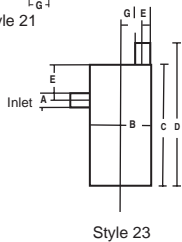
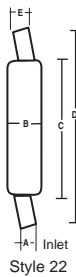
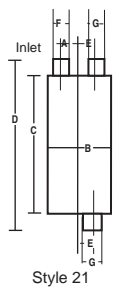
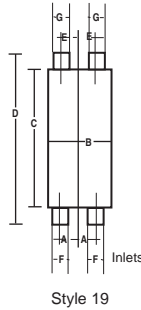
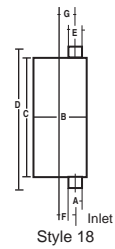
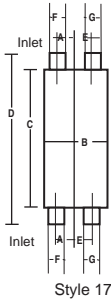
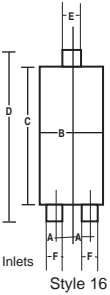
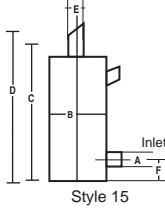
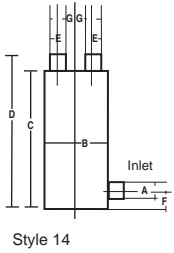
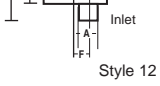
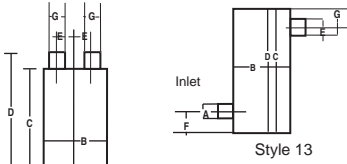
Part No.	Style	Inlet ID (A)	Shell Dia. (B)	Shell Length (C)	Overall Length (D)	Outlet ID (E)	Inlet Offset (F)	Outlet Offset (G)
18853	1	4	8 <sup>3</sup> / <sub>8</sub>	25	33 <sup>1</sup> / <sub>2</sub>	3 OD	2	1 <sup>3</sup> / <sub>4</sub>
21443	1	4	8 <sup>3</sup> / <sub>8</sub>	25	33 <sup>1</sup> / <sub>2</sub>	3 OD	2	1 <sup>3</sup> / <sub>4</sub>
21838▲	1	4	8 <sup>3</sup> / <sub>8</sub>	33 <sup>1</sup> / <sub>2</sub>	40	4		
21172	1	4	9	15	22	4		
22572▲	1	4	9	20	27	4		
22571▲	1	4	9	28	34 <sup>1</sup> / <sub>2</sub>	4		
22936▲	1	4	9	44	51	4		
22965	1	4	9	44	51	4		
22948	10	4	9	44	48	5	3	
22941▲	1	4	9	44 <sup>1</sup> / <sub>2</sub>	51	5		
22816	1	4	10	36	43	4		
22962	1	4	10	44	51	5		
22966	1	4	10	44	51	5		
22969	1	4	10	44	51	4		
22916▲	1	4	10	45	51 <sup>1</sup> / <sub>2</sub>	4		
21137	4	4	10	28 <sup>1</sup> / <sub>8</sub>	32	4	2 <sup>3</sup> / <sub>8</sub>	2 <sup>3</sup> / <sub>8</sub>
21833▲	2	4	10 <sup>1</sup> / <sub>8</sub>	27 <sup>3</sup> / <sub>4</sub>	33 <sup>1</sup> / <sub>2</sub>	4	2 <sup>1</sup> / <sub>2</sub>	2 <sup>1</sup> / <sub>2</sub>
21969▲	9	4	10 <sup>1</sup> / <sub>8</sub>	28	31	4	2 <sup>1</sup> / <sub>2</sub>	20 <sup>1</sup> / <sub>2</sub>
22634▲	10	4	10 <sup>1</sup> / <sub>8</sub>	28	32 <sup>1</sup> / <sub>2</sub>	4	4 <sup>1</sup> / <sub>2</sub>	2 <sup>1</sup> / <sub>2</sub>
21161	10	4	10 x 15	21 <sup>1</sup> / <sub>8</sub>	25 <sup>1</sup> / <sub>4</sub>	5	3	4 <sup>1</sup> / <sub>4</sub>
21174▲	2	4	10 x 15	26	33	4	4 <sup>1</sup> / <sub>4</sub>	4 <sup>1</sup> / <sub>4</sub>
21175	4	4	10 x 15	36	39 <sup>1</sup> / <sub>2</sub>	4	1 <sup>1</sup> / <sub>4</sub>	4 <sup>1</sup> / <sub>2</sub>
22789▲	2	4	11	30	36	4	2 <sup>1</sup> / <sub>2</sub>	2 <sup>1</sup> / <sub>2</sub>
22967	1	4	11	35	39 <sup>3</sup> / <sub>4</sub>	4		
22994	9	4	11	36	38	4		12
22958	10	4	11	36	40	4	3 <sup>1</sup> / <sub>8</sub>	2 <sup>1</sup> / <sub>8</sub>
22802	2	4 OD	11	36	44	4	2 <sup>1</sup> / <sub>2</sub>	2 <sup>1</sup> / <sub>2</sub>
21069▲	13	4	11 <sup>1</sup> / <sub>8</sub>	36	36	4 OD	4 <sup>1</sup> / <sub>4</sub>	22
22642▲	10	4	11 <sup>1</sup> / <sub>8</sub>	36	36	4 OD	4 <sup>1</sup> / <sub>4</sub>	6 <sup>3</sup> / <sub>4</sub>
22643▲	10	4	11 <sup>1</sup> / <sub>8</sub>	36	39	4	4 <sup>1</sup> / <sub>4</sub>	2 <sup>1</sup> / <sub>2</sub>
22664▲	9	4	11 <sup>1</sup> / <sub>8</sub>	36	39	4	1 <sup>1</sup> / <sub>2</sub>	7 <sup>1</sup> / <sub>2</sub>
22888▲	2	4	11 <sup>1</sup> / <sub>8</sub>	36	41 <sup>3</sup> / <sub>4</sub>	4	2 <sup>1</sup> / <sub>2</sub>	2 <sup>1</sup> / <sub>2</sub>
22899▲	2	4	11 <sup>1</sup> / <sub>8</sub>	36	42 <sup>1</sup> / <sub>4</sub>	4	2 <sup>1</sup> / <sub>2</sub>	2 <sup>1</sup> / <sub>2</sub>
24233	1	5	6	16	21	5		
21835▲◆	1	5	9	11 <sup>1</sup> / <sub>2</sub>	20	5		
22771▲	1	5	9	20	26 <sup>1</sup> / <sub>2</sub>	5		
22914▲	1	5	9	33 <sup>1</sup> / <sub>2</sub>	40	5		
22964	1	5	9	44	51	5		
22940▲	1	5	9	44 <sup>1</sup> / <sub>2</sub>	51	5		
22920▲	1	5	10	44	51	5		
22963	1	5	10	44	51	5		
22980	1	5	10	44	51	5		
22981	1	5	10	44	51	5		
22381▲	4	5	10 x 15	25	29	5	3	3
22552▲	2	5	10 x 15	26	33	5	3 <sup>1</sup> / <sub>8</sub>	3 <sup>1</sup> / <sub>8</sub>
21070▲	23	5	10 x 15	27	29 <sup>3</sup> / <sub>4</sub>	5	4	3
22337▲	9	5	10 x 15	35 <sup>1</sup> / <sub>2</sub>	35 <sup>1</sup> / <sub>2</sub>	5	3 <sup>3</sup> / <sub>4</sub>	7 <sup>1</sup> / <sub>2</sub>
22833▲	2	5	10 x 15	36	43	5	4	4
22971	4	5	10 x 15	44	47	5	3	3
22915▲	10	5	10 <sup>1</sup> / <sub>8</sub>	44	48	5	6	
21165	9	5	11	36	39	5	2 <sup>1</sup> / <sub>2</sub>	7 <sup>1</sup> / <sub>2</sub>
22907▲	2	6	10 x 15	31 <sup>3</sup> / <sub>4</sub>	42 <sup>1</sup> / <sub>2</sub>	6	3 <sup>1</sup> / <sub>2</sub>	3 <sup>1</sup> / <sub>2</sub>
22167	1	Flange	3	15	24	1 <sup>1</sup> / <sub>2</sub> OD		
22162	1	Flange	4 <sup>1</sup> / <sub>4</sub>	14	24 <sup>1</sup> / <sub>2</sub>	2 <sup>1</sup> / <sub>4</sub> OD		
22164	1	Flare 3 OD	6	20	26	3 OD		
22165	2	Flare 3 OD	4 <sup>1</sup> / <sub>4</sub> x 9	19 <sup>1</sup> / <sub>4</sub>	27	2 <sup>1</sup> / <sub>4</sub> OD	1 <sup>1</sup> / <sub>2</sub>	1 <sup>1</sup> / <sub>2</sub>
22041§	1	SF	4 <sup>5</sup> / <sub>8</sub> x 8 <sup>3</sup> / <sub>8</sub>	33	38	3 <sup>1</sup> / <sub>2</sub> OD		
22040§	11	SF	4 <sup>5</sup> / <sub>8</sub> x 8 <sup>3</sup> / <sub>8</sub>	19	32	1 <sup>1</sup> / <sub>16</sub> OD	2 <sup>1</sup> / <sub>4</sub>	1 <sup>1</sup> / <sub>2</sub>
22566▲§	5	SF	8 <sup>3</sup> / <sub>4</sub>	30 <sup>3</sup> / <sub>8</sub>	39	3 OD	2 <sup>1</sup> / <sub>8</sub>	2 <sup>1</sup> / <sub>8</sub>
22028§	1	SPECIAL	3 <sup>1</sup> / <sub>4</sub>	17	32 <sup>1</sup> / <sub>2</sub>	1 <sup>1</sup> / <sub>2</sub> OD		
17664	3	WF	4 <sup>1</sup> / <sub>4</sub> x 9 <sup>3</sup> / <sub>4</sub>	18	22 <sup>3</sup> / <sub>4</sub>	2 <sup>1</sup> / <sub>2</sub>		
21194	11	WF	4 <sup>1</sup> / <sub>4</sub> x 9 <sup>3</sup> / <sub>4</sub>	20	25 <sup>1</sup> / <sub>2</sub>	2 <sup>1</sup> / <sub>4</sub>	2 <sup>7</sup> / <sub>8</sub>	
21363	11	WF	4 <sup>1</sup> / <sub>4</sub> x 9 <sup>3</sup> / <sub>4</sub>	20	25 <sup>1</sup> / <sub>2</sub>	2 <sup>1</sup> / <sub>4</sub>	2 <sup>7</sup> / <sub>8</sub>	
22392	2	WF	5	24	25 <sup>3</sup> / <sub>4</sub>	WF	1 <sup>1</sup> / <sub>2</sub>	1 <sup>1</sup> / <sub>2</sub>
22485	2	WF	5	27	29 <sup>1</sup> / <sub>2</sub>	WF	1 <sup>1</sup> / <sub>4</sub>	1 <sup>1</sup> / <sub>4</sub>
21616	2	WF	5 <sup>1</sup> / <sub>2</sub> x 11	15	21	3 <sup>1</sup> / <sub>2</sub> OD		
18898	3	WF	5 <sup>1</sup> / <sub>2</sub> x 11	27	44 <sup>1</sup> / <sub>8</sub>	2 <sup>1</sup> / <sub>2</sub> OD		3 <sup>1</sup> / <sub>2</sub>
21726	18	WF	5 <sup>1</sup> / <sub>2</sub> x 11	13	25 <sup>1</sup> / <sub>4</sub>	WF	3 <sup>1</sup> / <sub>2</sub>	3 <sup>1</sup> / <sub>2</sub>
21760	18	WF	5 <sup>1</sup> / <sub>2</sub> x 11	15	26 <sup>3</sup> / <sub>4</sub>	SP	2	2
21761	18	WF	5 <sup>1</sup> / <sub>2</sub> x 11	15	26 <sup>3</sup> / <sub>4</sub>	SP	2	2
21756	2	WF	5 <sup>1</sup> / <sub>2</sub> x 11	16	31 <sup>3</sup> / <sub>4</sub>	SP	3 <sup>1</sup> / <sub>2</sub>	4
18815	5	WF	5 <sup>1</sup> / <sub>2</sub> x 11	20	30	2 <sup>1</sup> / <sub>4</sub>	3 <sup>1</sup> / <sub>2</sub> (2)	
21301	5	WF	5 <sup>1</sup> / <sub>2</sub> x 11	20	30	2 <sup>1</sup> / <sub>4</sub>	3 <sup>1</sup> / <sub>2</sub> (2)	
18813	11	WF	5 <sup>1</sup> / <sub>2</sub> x 11	27	32 <sup>1</sup> / <sub>2</sub>	2 <sup>1</sup> / <sub>4</sub>	3 <sup>1</sup> / <sub>2</sub>	
21195	11	WF	5 <sup>1</sup> / <sub>2</sub> x 11	27	32 <sup>1</sup> / <sub>2</sub>	2 <sup>1</sup> / <sub>4</sub>	3 <sup>1</sup> / <sub>2</sub>	
21364	11	WF	5 <sup>1</sup> / <sub>2</sub> x 11	27	32 <sup>1</sup> / <sub>2</sub>	2 <sup>1</sup> / <sub>4</sub>	3 <sup>1</sup> / <sub>2</sub>	
21746	18	WF	7 x 9	13	22 <sup>3</sup> / <sub>4</sub>	ST	1 <sup>1</sup> / <sub>2</sub>	1 <sup>1</sup> / <sub>2</sub>
21745	2	WF	7 x 9	13	23	ST	2	2
21743	18	WF	7 x 9	13	25 <sup>1</sup> / <sub>2</sub>	WF	1 <sup>1</sup> / <sub>2</sub>	1 <sup>1</sup> / <sub>2</sub>



- ▲ Arc Welded.
- † Double Wall.
- ◆ Spark Arrestor.
- Welded Heat Shield.
- ◆ Resonator.
- # Special Style, not shown.
- § Stainless.
- ± Threaded.
- § Agricultural.
- AS Aluminized Spout.
- CT Chrome Tip.
- SB Spherical Ball.
- SF Spherical Flare Loose Flange.
- SP Spout.
- ST Stainless Tip.
- WF Welded Flange.
- WP Welded Pipe.
- WS Welded Spout.

## TABLE 2 - MUFFLER SPECIFICATIONS BY INLET SIZE

Part No.	Style	Inlet ID (A)	Shell Dia. (B)	Shell Length (C)	Overall Length (D)	Outlet ID (E)	Inlet Offset (F)	Outlet Offset (G)
21744	18	WF	7 x 9	13	25 <sup>3</sup> / <sub>8</sub>	SP	2	2
21671	2	WF	7 x 9	13	26	2 <sup>1</sup> / <sub>4</sub> OD	1	1
21672	18	WF	7 x 9	13	26	2 <sup>1</sup> / <sub>4</sub> OD	1	1
18857	2	WF	7 x 9	18	49	1 <sup>3</sup> / <sub>4</sub> OD		
21368	11	WF	7 x 9	21	39 <sup>1</sup> / <sub>8</sub>	2 <sup>3</sup> / <sub>4</sub> OD	2	
21759	2	WF	7 <sup>1</sup> / <sub>2</sub> x 9 <sup>1</sup> / <sub>2</sub>	25	33 <sup>1</sup> / <sub>2</sub>	2 <sup>3</sup> / <sub>4</sub>	2 <sup>5</sup> / <sub>8</sub>	1 <sup>1</sup> / <sub>2</sub>
21079	12	WP	7	28	39	2 <sup>1</sup> / <sub>4</sub>	1 <sup>3</sup> / <sub>4</sub>	1 <sup>3</sup> / <sub>4</sub>



- ▲ Arc Welded.
- † Double Wall.
- ◆ Spark Arrestor.
- Welded Heat Shield.
- ❖ Resonator.

- # Special Style, not shown.
- \$ Stainless.
- ‡ Threaded.
- § Agricultural.

- AS Aluminized Spout.
- CT Chrome Tip.
- SB Spherical Ball.
- SF Spherical Flare Loose Flange.
- SP Spout.
- ST Stainless Tip.

- WF Welded Flange.
- WP Welded Pipe.
- WS Welded Spout.

GENERAL INFORMATION

PASSENGER CAR

LIGHT TRUCK

MUFFLER SPECS.

OPTIONAL MUFFLERS

ACCESSORIES

FOOTNOTES

# OPTIONAL MUFFLER INTERCHANGE

Quiet-Flow <sup>SS</sup>	SoundFX Direct Fit	SoundFX Universal	
		17000 Series	18000 Series
21044		17192 #	
21045	18230 <sup>110</sup>	17808 #	
21046	18216		18138
21047			18455
21054	18229		18180
21092	18454		
21093	18456		
21105	18448		
21110	18598	17846 #	
21111	18599	17846 #	
21112	18467		
21134	18551	17853 <sup>1059</sup>	
21135	18447		
21140	18572		
21141	18808		
21179	18280	17800	
21180	18458 #		
21181	18852		
21182	18567		
21184	18569		
21190	18575	17820 #	18101 <sup>370</sup>
21191	18465		18113 #
21192	18573		
21193	18550		
21194	18461		18112 #
21195	18451 <sup>512</sup>		18107 #, <sup>604</sup>
21196	18591		
21197	18366		
21199	18848		
21200	18442		
21201	18579		
21250	18581		
21253	18849		
21254	18850		
21257	18453		
21262	18440	17853 <sup>1053</sup>	18112 <sup>369, 519</sup>
21266	18583		
21267	18592		
21272	18565 <sup>599</sup>	17827 #	18106 <sup>623</sup>
21275	18559	17827 #	18106 <sup>623, 653</sup>

Quiet-Flow <sup>SS</sup>	SoundFX Direct Fit	SoundFX Universal	
		17000 Series	18000 Series
21276	18444		
21279	18589	17877 #	
21282	18824		
21284	18439	17164 <sup>537</sup>	18150 <sup>537</sup>
21285	18441	17164 <sup>537</sup>	18150 #, <sup>537</sup>
21286	18810		
21289	18985		
21290	18917		18133 #
21291	18805		
21292	18577		
21301	18815		
21302	18913	17853	18112 <sup>61</sup>
21306	18829		
21318	18826		
21319	18822		
21321		17877 #	
21323		17877 #	
21324	18571		
21325	18900		
21326	18928		
21328	18903		18101 #
21333	18969		
21336	18566		
21337	18574		
21338	18590		
21339	18827		
21341	18820		
21342	18560		
21343	18845		
21344	18564		
21345	18593		
21346	18895		18102 #
21347	18921		
21348	18479		18134 <sup>533</sup>
21351	18570		
21353	18588		18101 #
21354	18971		
21355	18914		
21356	18823		18138 #
21357	18568		

# Modifications and/or additional parts required.

61 Cut to fit.

110 Must be installed backwards.

369 Requires 36369 Hanger.

370 May require 35158 Bracket.

512 Requires 36163 Bracket.

519 Requires 41954 Adapter on Outlet.

533 Requires 36372 Strap Bracket.

537 Requires 41013 Spout & (1) Extra 35408 2" Clamp.

599 Must be used w/36525.

604 Requires 19054 Kit.

623 Requires 35254, 35255 Bushings.

653 Requires 41956 Adapter & 1 extra 35413 2 1/4" Clamp.

1053 Must Be Used w/ 51097.

1059 Must Be Used w/ 51101.

# OPTIONAL MUFFLER INTERCHANGE

Quiet-Flow <sup>SS</sup>	SoundFX Direct Fit	SoundFX Universal	
		17000 Series	18000 Series
21358	18926		
21360	18912		
21363	18934		
21364	18813		
21366	18909		
21373	18594		
21374	18925		
21375	18920		
21377	18819		
21379	18842		
21381	18576		
21382	18801		
21386	18894		
21389	18907		
21391	18941		
21396	18918		
21399	18893		
21400	18906		
21406	18887		
21409	18915	17165 <sup>596</sup>	
21410	18942		
21411		17165 <sup>#</sup>	
21414		17165 <sup>#</sup>	
21421	18898 <sup>595</sup>		
21422	18929		
21423	18957		
21432	18944		
21443	18853 <sup>201</sup>		
21456	18978		
21489	18959		
21494		17877 <sup>#</sup>	
21502	18980		
21503	18981		
21505	18953		
21507	18972		
21521	18955		
21539	18977		
21541	18977		
21544	18986		

Quiet-Flow <sup>SS</sup>	SoundFX Direct Fit	SoundFX Universal	
		17000 Series	18000 Series
21558	18948		
21564	18951		
21567	18982		
21570	18949		
21571	18950		
21610		17805 <sup>#</sup>	
21633	18973	17827	
21640	18952		
21687	18361	17812 <sup>#</sup>	
21784	18293	17831	18120 <sup>590</sup>
21856		17853 <sup>#</sup>	18112 <sup>506</sup>
21860	18340	17827 <sup>#</sup>	18109
21910	18274	17845	18124 <sup>590</sup>
21949	18199	17816 <sup>#</sup>	
21976		17812 <sup>#</sup>	
21992	18352	17852 <sup>#</sup>	
22000	18231	17842 <sup>#</sup>	18132
22052	18275	17840 <sup>#</sup>	18101
22065	18281		
22070	18345	17840 <sup>#</sup>	18107
22100	18209	17197	
22105	18182	17844	18105 <sup>505, 507</sup>
22140	18312	17805 <sup>#</sup>	
22155	18319	17868	18170 <sup>522</sup>
22171	18337	17849 <sup>#</sup>	18177 <sup>562</sup>
22177	18298	17878	18142 <sup>522</sup>
22221	18376	17872 <sup>#</sup>	
22229		17871 <sup>#</sup>	
22253	18232	17836	18104 <sup>590</sup>
22266	18386	17872	
22281	18227	17823 <sup>#</sup>	
22286	18476	17825 <sup>#</sup>	18130
22317	18235	17843	18141 <sup>590</sup>
22329	18274 <sup>511</sup>	17845 <sup>#</sup>	18124 <sup>674</sup>
22342	18181	17825 <sup>#</sup>	18153 <sup>528</sup>
22349	18236		
22352	18335	17877 <sup>#</sup>	18174 <sup>521, 581</sup>
22354	18375	17836 <sup>#</sup>	18119 <sup>569</sup>
22363	18201	17860 <sup>#</sup>	18107 <sup>502</sup>

# Modifications and/or additional parts required.

201 Intentionally flat for clearance.

502 Requires Bracket, (2) 35408 Clamps & 41740 Spout.

505 Requires 35567 Shield & (2) 35564 Straps.

506 Requires 41962 Bushing & (1) Extra 35413 2¼" Clamp.

507 Requires 35568 Bracket & (1) Extra 35408 2" Clamp.

511 Requires 35103 Hanger.

521 Requires 36386 Bracket.

522 Requires 35003 Bracket.

528 Requires 41742 Spout & (1) Extra 35408 2" Clamp.

562 Single Outlet Muffler replaces Dual Outlet Muffler. Use pipe designated as "A" tail pipe.

569 Single Outlet Muffler replaces Dual Outlet Muffler. Right Hand Tail Pipe not required.

581 Single Outlet Muffler replaces Dual Outlet. 42735 Spout required.

590 Alternative Design.

595 Requires 52555 Inlet Pipe.

596 Requires 51096 Inlet Pipe

674 May require Bracket.

GENERAL INFORMATION

PASSENGER CAR

LIGHT TRUCK

MUFFLER SPECS.

OPTIONAL MUFFLERS

ACCESSORIES

FOOTNOTES

# OPTIONAL MUFFLER INTERCHANGE

Quiet-Flow <sup>SS</sup>	SoundFX Direct Fit	SoundFX Universal	
		17000 Series	18000 Series
22393	18339	17843 #	18175
22396	18418		
22397	18417		
22430	18349	17851 #	
22440	18244		
22445	18285	17198	
22460	18245	17837	
22483	18251		
22500	18187	17800 #	18107 <sup>509, 522</sup>
22501	18341	17874 #	
22502	18336	17869 #	18113
22512	18255	17855	18176 <sup>590</sup>
22519	18256	17191 #	
22559	18190	17844 #	18178 #
22576	18378	17197 #	
22590			18161
22622	18437	17844 #	18105 #
22644	18462		
22648		17197 #	
22673	18354		
22677	18218		
22678	18219		
22706	18450		
22719	18202	17195 #	18133 <sup>505</sup>
22724	18277		18107 <sup>567</sup>
22725	18220	17853 <sup>1056, 1057</sup>	
22726	18221	17853 <sup>1054, 1058</sup>	
22736	18282 <sup>525</sup>	17860 #	18150 <sup>579</sup>
22740	18193	17192	
22745		17800 #	
22755	18855		
22772	18223		
22779	18269		
22783	18446		18528 #
22790	18224	17820 #	
22793	18295	17820 #	18101 <sup>505</sup>
22798		17837 #	18156 <sup>506</sup>
22799	18270	17820 #	

Quiet-Flow <sup>SS</sup>	SoundFX Direct Fit	SoundFX Universal	
		17000 Series	18000 Series
22990	18892		
40064	18353		
40070	18322 <sup>7</sup>		18153 #
40079	18211		
40081	18434		
40196		17826 #	
40245	18889		
40246	18947		
40248	18956		
40250	18896		
43299	18347		
44194	18371		
44693		17816 #	
47724	18874		
47733	18932		
47741	18587		
47742	18825		
47751	18586		
47764	18970		
47770	18924		
47771	18946		
47772	18888		
47774	18954		
47775	18960		
47824	18968		
50050	18557		
50051	18890		
50055	18833	17827	18106 <sup>590</sup>
50056	18897		
50058	18983		
50464	18965		
52203	18911		
52428	18984		
53043	18859		
53052	18856		
53056	18937		
53111	18964		
53157	18862		

- # Modifications and/or additional parts required.
- 7 Exc. Station Wagon.
- 505 Requires 35567 Shield & (2) 35564 Straps.
- 506 Requires 41962 Bushing & (1) Extra 35413 2¼" Clamp.
- 509 Requires 41740 Spout & 35408 2" Clamp.
- 522 Requires 35003 Bracket.
- 525 Requires 41342 Tail Pipe.

- 567 Requires 41709 Extension Pipe & (1) Extra 35408 2" Clamp.
- 579 Requires 41299 Spout & (1) Extra 35408 2" Clamp.
- 590 Alternative Design.
- 1054 Must Be Used w/ 51098.
- 1056 Must Be Used w/ 51100.
- 1057 Must Be Used w/ 36526.
- 1058 Must Be Used w/ 36527.

# OPTIONAL MUFFLER INTERCHANGE

Quiet-Flow <sup>SS</sup>	SoundFX Direct Fit	SoundFX Universal	
		17000 Series	18000 Series
53162	18585		18528 #, 602
53169	18563		
53177	18814		
53178	18811		
53183	18816		
53200	18582		18153 #
53257	18904		18178 #
53260	18597		18150 #
53261	18919		
53301	18899		
53309	18974		
53315	18945		
53370	18933		
53390	18910		
53521	18958		
53602	18885		
53760	18979		
54026	18884		
54027	18867		
54037	18470		
54038	18860		
54042	18558		18528 #, 600
54061	18865		18527 #, 603
54063	18938		
54085	18812		
54087	18595		
54091	18803		
54125	18881		
54145	18580		
54151	18832		
54152	18828		
54171	18858		
54193	18875		
54249	18939		
54251	18943		
54252	18908		
54254	18935		

Quiet-Flow <sup>SS</sup>	SoundFX Direct Fit	SoundFX Universal	
		17000 Series	18000 Series
54260	18561		
54295	18886		
54312	18905		
54315	18922		
54318	18940		
54328	18961		
54377	18963		
54378	18962		
54385	18916		
54461	18930		
54491	18966		
54601	18967		
54654		17165 <sup>597</sup>	
55002	18876		
55021	18877		
55023	18878		
55026	18562		18101 #
55054	18901		
55074	18879		18528 #, 601
55103	18809		
55104			18174 #
55119	18818		
55123	18830		
55153	18891		18161 #
55198	18927		
55201	18821		
55264	18975		
55636	18975		
56043	18931		
	18183	17860 #	18125 <sup>520</sup>
	18184		18528
	18186		18527
	18191	17849	18171 <sup>562</sup>
	18194		18155 <sup>579</sup>
	18200	17869	18111 <sup>61</sup>
	18203		18155 <sup>563, 579</sup>
	18204	17864 #	18135 <sup>566</sup>

GENERAL INFORMATION

PASSENGER CAR

LIGHT TRUCK

MUFFLER SPECS.

OPTIONAL MUFFLERS

ACCESSORIES

FOOTNOTES

# Modifications and/or additional parts required.  
 61 Cut to fit.  
 520 Requires 41736 Spout & (1) Extra 354082" Clamp.  
 562 Single Outlet Muffler replaces Dual Outlet Muffler. Use pipe designated as "A" tail pipe.  
 563 Single Outlet Muffler replaces Dual Outlet Muffler.  
 566 Requires 35209 Hanger.  
 579 Requires 41299 Spout & (1) Extra 35408 2" Clamp.

597 Requires 52556 Inlet Pipe.  
 600 Requires 19050 Kit.  
 601 Requires 19051 Kit.  
 602 Requires 19052 Kit.  
 603 Requires 19053 Kit.

# OPTIONAL MUFFLER INTERCHANGE

Quiet-Flow <sup>SS</sup>	SoundFX Direct Fit	SoundFX Universal	
		17000 Series	18000 Series
	18205	17826 #	18150 <sup>553, 563</sup>
	18230	17808	18113 <sup>590</sup>
	18233	17815 #	18157 <sup>504, 507</sup>
	18234	17846	18172 <sup>590</sup>
	18237	17810 #	18101
	18238	17807	18129 <sup>590</sup>
	18239	17876 #	
	18246	17870 #	18154 <sup>537</sup>
	18253	17848	18169 <sup>590</sup>
	18258		18154 <sup>537, 563</sup>
	18260	17190	18128 <sup>590</sup>
	18261		18161 <sup>506</sup>
	18263	17193	
	18271	17874 #	18150
	18273	17835	18173 <sup>590</sup>
	18276	17834 #	
	18280	17800	18111 <sup>590</sup>
	18283		18135
	18285	17198	
	18292	17847	18179 <sup>590</sup>
	18296	17874	
	18303	17877	18105 <sup>590</sup>
	18305	17867 #	18144 <sup>509</sup>
	18316	17857	18146 <sup>590</sup>
	18317	17852 #	
	18319	17868	
	18338	17800 #	18113
	18342	17827 #	18109 <sup>506</sup>
	18344	17849 #	18133 #
	18348	17816 #	18130
	18350	17817 #	18178
	18351	17188 #	
	18355	17194 #	
	18357	17878 #	18142 <sup>517</sup>
	18361	17830 #	
	18362	17823 #	
	18365	17817 #	

Quiet-Flow <sup>SS</sup>	SoundFX Direct Fit	SoundFX Universal	
		17000 Series	18000 Series
	18370	17189 #	
	18379	17840 #	
	18381	17827 #	18112 <sup>506</sup>
	18385	17820 #	18101
	18387	17808 #	18113 <sup>542</sup>
	18389	17188	
	18390	17853	18112 <sup>542</sup>
	18393	17855 #	18119 <sup>514</sup>
	18398	17809 #	
	18399	17824	
	18403	17874 #	
	18405	17810 #	
	18406	17809 #	18112 <sup>506</sup>
	18407	17844 #	
	18409	17824	18112 <sup>590</sup>
	18423	17830 #	18144
	18424	17871 #	
	18425	17804	18141 <sup>5, 519</sup>
	18431	17196 #	
	18432	17820 #	
	18433	17870 #	
	18435	17863 #	
	18449	17856 #	18179
	18457		18101 <sup>516</sup>
	18459	17853 <sup>1055</sup>	
	18460		18111 <sup>577</sup>
	18463	17800 #	18107 <sup>568</sup>
	18464	17194 #	
	18466	17842 #	18106
	18493		18161 <sup>580</sup>
	18499	17869 #	18107
	18553	17807 #	18129
	18596	17193 #	
	18800	17877 #	
	18831	17855 #	
		17869 #	18112
		17828 #	18132

# Modifications and/or additional parts required.

5 Requires 35413 2¼" Clamp.

504 Requires 35569 Shield & (2) 35564 Straps.

506 Requires 41962 Bushing & (1) Extra 35413 2¼" Clamp.

507 Requires 35568 Bracket & (1) Extra 35408 2" Clamp.

509 Requires 41740 Spout & 35408 2" Clamp.

514 Requires 43840 Extension Pipe.

516 Requires 41959 Bushing & (1) Extra 35408 2" Clamp.

517 Requires 35167 Bracket.

519 Requires 41954 Adapter on Outlet.

537 Requires 41013 Spout & (1) Extra 35408 2" Clamp.

542 Requires 35568 Bracket.

553 Requires 35254 & 35255 Bushings on Outlet & 41299 Spout & (1) Extra 35408 2" Clamp.

563 Single Outlet Muffler replaces Dual Outlet Muffler.

568 Requires 41945 Bushing & (1) Extra 35408 2" Clamp.

577 Requires Extension Pipe & (1) Extra 35413 2¼" Clamp.

580 Requires 41966 Pipe. Cut to fit.

590 Alternative Design.

1055 Must Be Used w/ 51099.



# CROSS REFERENCE FOR SUPER TURBO

OE Muffler	Super Turbo	Special Instructions	OE Muffler	Super Turbo	Special Instructions	OE Muffler	Super Turbo	Special Instructions
18102	17762		18410	17768		21302	17733	
18112	17731		18414	17736		21303	17731	
18132	17734		18423	17742		21315	17732	
18183	17730		18425	17732		21320	17785	
18188	17736		18426	17748		21321	17785	
18200	17747		18430	17785		21322	17785	
18215	17732		18432	17730		21323	17785	
18230	17747		18435	17768		21325	17731	
18233	17736		18459	17733		21326	17732	
18234	17732		18466	17734		21333	17731	
18238	17783		18499	17731		21336	17734	
18247	17736		18553	17742		21337	17679	
18248	17736		18596	17734		21338	17734	
18260	17731		18800	17736		21339	17731	
18263	17734		18817	17731		21347	17734	
18271	17730		18831	17749		21351	17734	
18276	17736		21045	17748		21352	17679	
18280	17747		21063	17733		21355	17734	
18283	17768		21092	17748		21357	17679	
18292	17742		21093	17748		21360	17732	
18296	17732		21097	17734		21362	17731	
18303	17736		21105	17785		21372	17731	
18305	17762		21109	17734		21373	17734	
18342	17748		21110	17732		21375	17734	
18348	17783		21111	17732		21377	17734	Cut 2" off inlet end
18350	17763		21134	17733		21386	17732	
18357	17785		21140	17785		21387	17732	
18365	17730		21151	17734		21389	17731	
18370	17742		21179	17731		21396	17748	Fabricate Hangers
18379	17731		21193	17731		21399	17731	Fabricate Hangers
18381	17748		21199	17736	Shield 35569 Required	21401	17739	
18382	17736		21200	17679		21405	17733	
18387	17731		21259	17734		21409	17748	
18388	17731		21262	17733		21410	17731	
18390	17733		21272	17747		21411	17679	
18393	17734		21275	17747		21414	17679	
18399	17733		21276	17679		21415	17732	
18402	17783		21277	17732		21416	17734	
18403	17731		21278	17732		21421	17748	
18406	17748		21283	17731		21422	17679	
18407	17736		21286	17732		21424	17731	
18409	17748		21292	17734		21429	17785	

- GENERAL INFORMATION
- PASSENGER CAR
- LIGHT TRUCK
- MUFFLER SPECS.
- OPTIONAL MUFFLERS
- ACCESSORIES
- FOOTNOTES

Super Turbo mufflers may require modifications and/or additional parts.

## CROSS REFERENCE FOR SUPER TURBO

OE Muffler	Super Turbo	Special Instructions	OE Muffler	Super Turbo	Special Instructions	OE Muffler	Super Turbo	Special Instructions
21432	17679		21910	17749	Cut 1" off each Bushing	22501	17731	
21437	17739		22000	17785		22502	17747	
21456	17679		22052	17730		22512	17734	
21481	17734		22070	17731		22519	17785	
21482	17734		22100	17733		22576	17748	
21485	17734		22105	17736		22590	17733	
21489	17679		22155	17732		22622	17736	Fabricate Hangers
21498	17734		22160	17734		22644	17734	
21512	17785		22161	17734		22648	17748	Fabricate Hangers
21521	17734		22177	17732		22724	17731	
21528	17785		22317	17732		22725	17733	
21543	17734		22329	17749	Cut 1" off each Bushing	22726	17733	
21544	17748		22348	17732		22745	17733	
21547	17748		22349	17732		22749	17785	
21548	17734		22352	17736		22798	17732	
21554	17797		22363	17731		22799	17679	
21557	17731		22393	17734		22990	17731	
21558	17731		22440	17732				
21565	17734		22445	17742				
21566	17679		22454	17785				
21567	17731		22455	17785				
21784	17749	Cut 1" off each Bushing	22460	17732				
21856	17748	Cut 1" off each Bushing	22483	17785				
21860	17748		22500	17731				

Super Turbo mufflers may require modifications and/or additional parts.

# CROSS REFERENCE FOR ULTRA FLO SS

OE Muffler	Ultra Flo SS	Special Instructions	OE Muffler	Ultra Flo SS	Special Instructions	OE Muffler	Ultra Flo SS	Special Instructions
17674	17519		21351	17258		22329	17258	Cut 1" off outlet Bushing
18112	17289		21355	17258		22354	17556	
18132	17258		21362	17282		22363	17282	
18260	17282		21372	17282		22393	17258	
18263	17258		21373	17258		22500	17282	Fabricate Spout and Bracket
18342	17289		21375	17258		22512	17258	Cut 1" off outlet Bushing
18381	17289		21377	17258		22576	17289	
18388	17282		21389	17282		22590	17283	
18390	17283		21399	17282	Fabricate Hangers	22644	17258	
18399	17283		21401	17266		22648	17289	Fabricate Hanger Bracket
18403	17282		21405	17283		22724	17282	
18406	17289		21410	17282		22725	17283	
18409	17289		21416	17258		22726	17283	
18459	17283		21417	17556		22745	17283	
18466	17258		21424	17282		22990	17282	
18499	17282		21427	17556				
18596	17258		21437	17266				
18817	17282		21481	17258				
18831	17258		21482	17258				
21063	17283		21485	17258				
21097	17258		21498	17258				
21109	17258		21521	17258				
21134	17283		21543	17258				
21151	17258		21548	17258				
21179	17282		21557	17282				
21193	17282		21558	17282				
21259	17258		21565	17258				
21262	17283		21567	17282				
21283	17282		21723	17263				
21292	17258		21784	17258				
21302	17283		21856	17283				
21303	17282		21860	17289				
21325	17282		21910	17258				
21333	17282		22000	17258				
21336	17258		22070	17282				
21338	17258		22100	17283				
21339	17282		22160	17258				
21347	17258		22161	17258				

GENERAL INFORMATION

PASSENGER CAR

LIGHT TRUCK

MUFFLER SPECS.

OPTIONAL MUFFLERS

ACCESSORIES

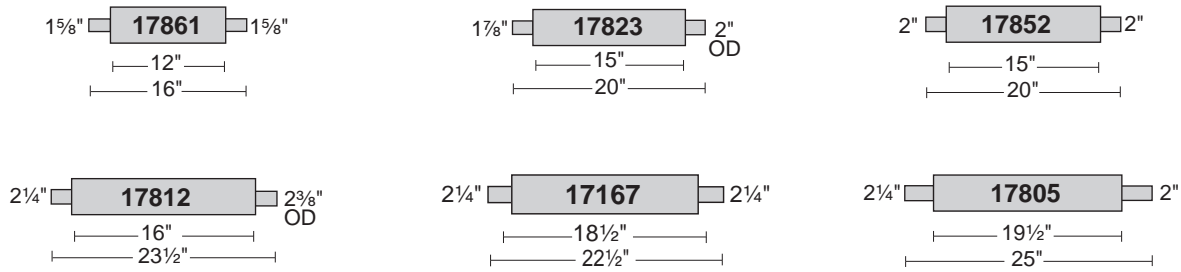
FOOTNOTES

Ultra Flo SS mufflers may require modifications and/or additional parts.

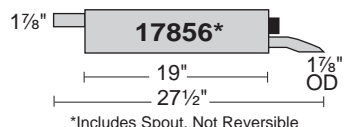

# UNIVERSAL SoundFX MUFFLERS

Mufflers Arranged By Cross-Section, Style, Body Length, Then Bushing Diameter

4" ROUND	CENTER-CENTER	REVERSIBLE
----------	---------------	------------



5" ROUND	OFFSET-OFFSET	REVERSIBLE
----------	---------------	------------



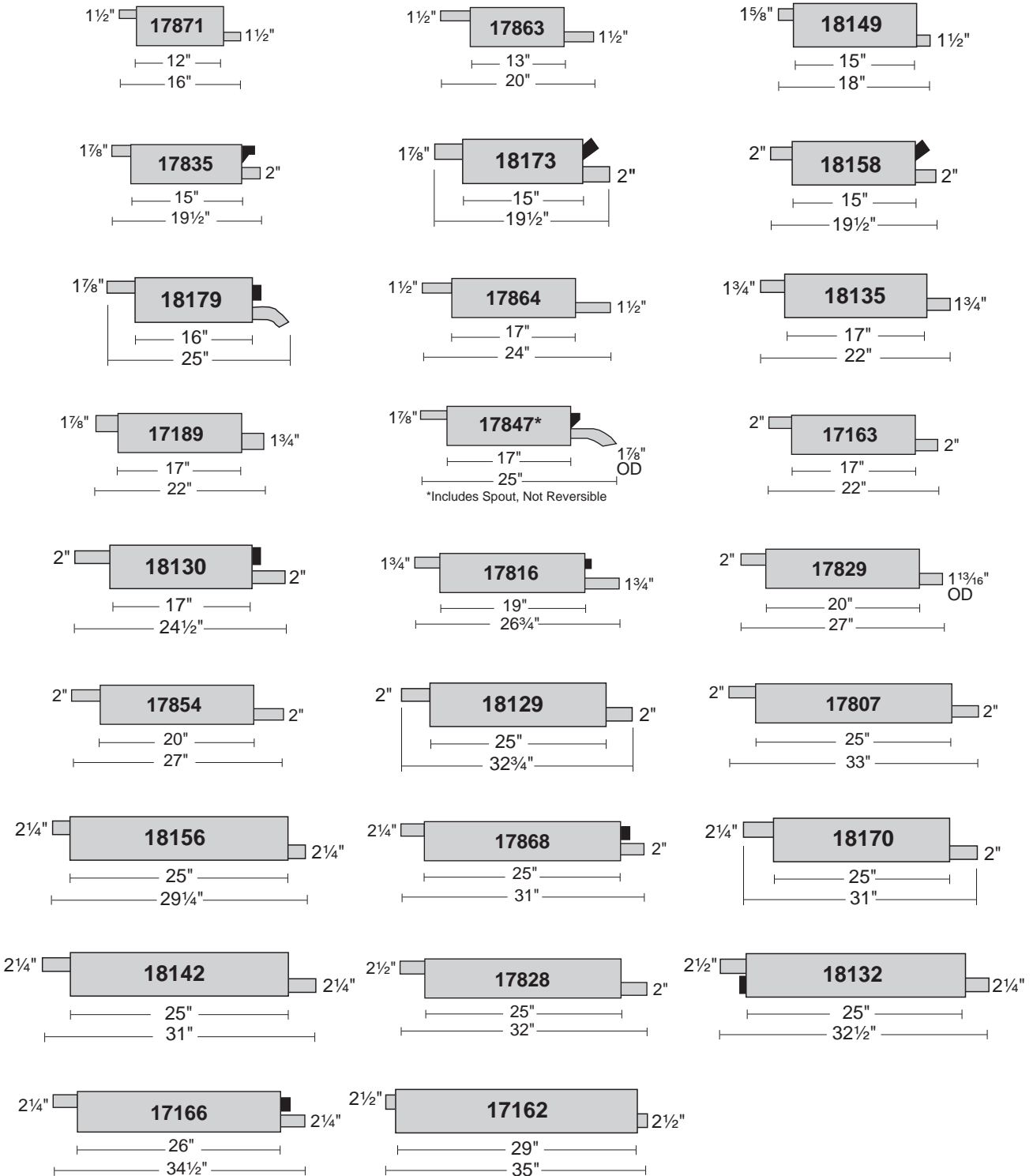
\*Includes Spout, Not Reversible

NOTE: Black area denotes welded head bracket.

# UNIVERSAL SoundFX MUFFLERS

Mufflers Arranged By Cross-Section, Style, Body Length, Then Bushing Diameter

6" ROUND	OFFSET-OFFSET	REVERSIBLE
----------	---------------	------------



GENERAL INFORMATION

PASSENGER CAR

LIGHT TRUCK

MUFFLER SPECS.

OPTIONAL MUFFLERS

ACCESSORIES

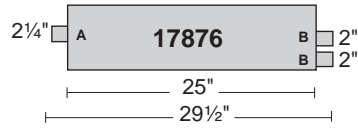
FOOTNOTES

NOTE: Black area denotes welded head bracket.

# UNIVERSAL SoundFX MUFFLERS

Mufflers Arranged By Cross-Section, Style, Body Length, Then Bushing Diameter

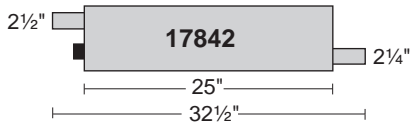



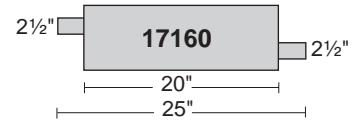
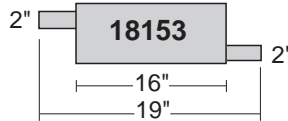
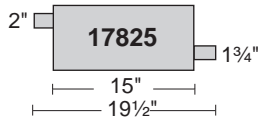
## 7" ROUND CENTER-OFFSET/OFFSET (DUAL OUTLETS)



## 7" ROUND

## OFFSET-OFFSET

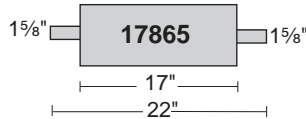
## REVERSIBLE



## 3 1/4" x 7 3/4"

## CENTER-CENTER

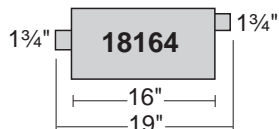

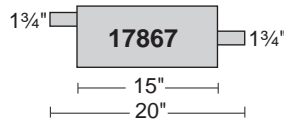

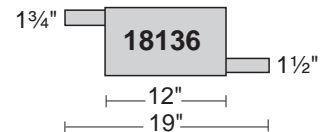
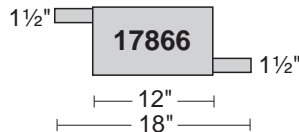
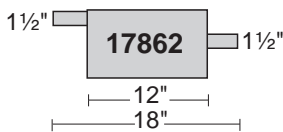
## REVERSIBLE



## 3 1/4" x 7 3/4"

## CENTER-OFFSET or OFFSET-CENTER

## REVERSIBLE

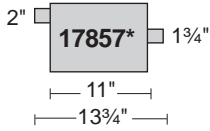


NOTE: Black area denotes welded head bracket.

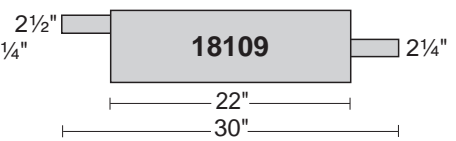
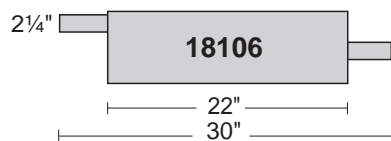
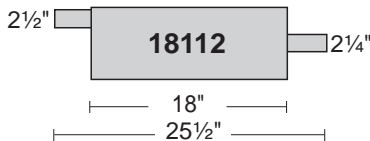

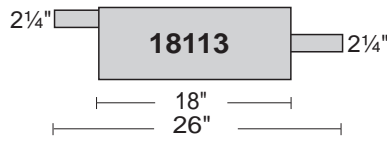
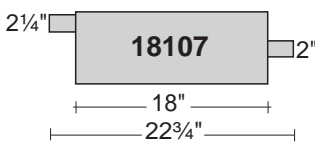


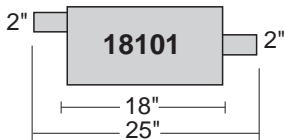

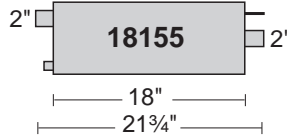

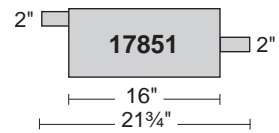
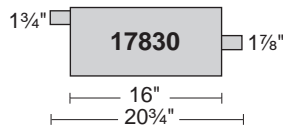
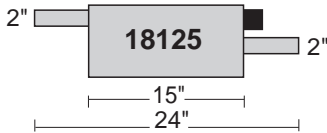
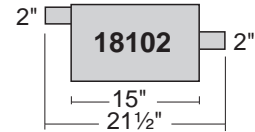

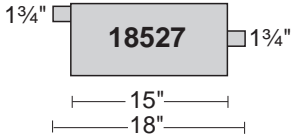
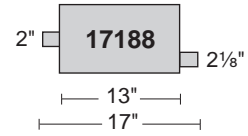
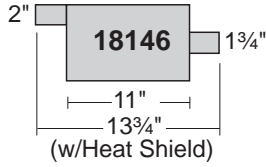
# UNIVERSAL SoundFX MUFFLERS

Mufflers Arranged By Cross-Section, Style, Body Length, Then Bushing Diameter

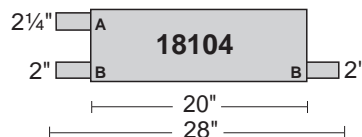
## 4 1/4" x 8 13/16" CENTER-OFFSET or OFFSET-CENTER REVERSIBLE



\* Includes attached Heat Shield.



## 4 1/4" x 8 13/16" OFFSET/OFFSET (TRANSVERSE) - OFFSET



NOTE: Black area denotes welded head bracket.

GENERAL INFORMATION

PASSENGER CAR

LIGHT TRUCK

MUFFLER SPECS.

OPTIONAL MUFFLERS

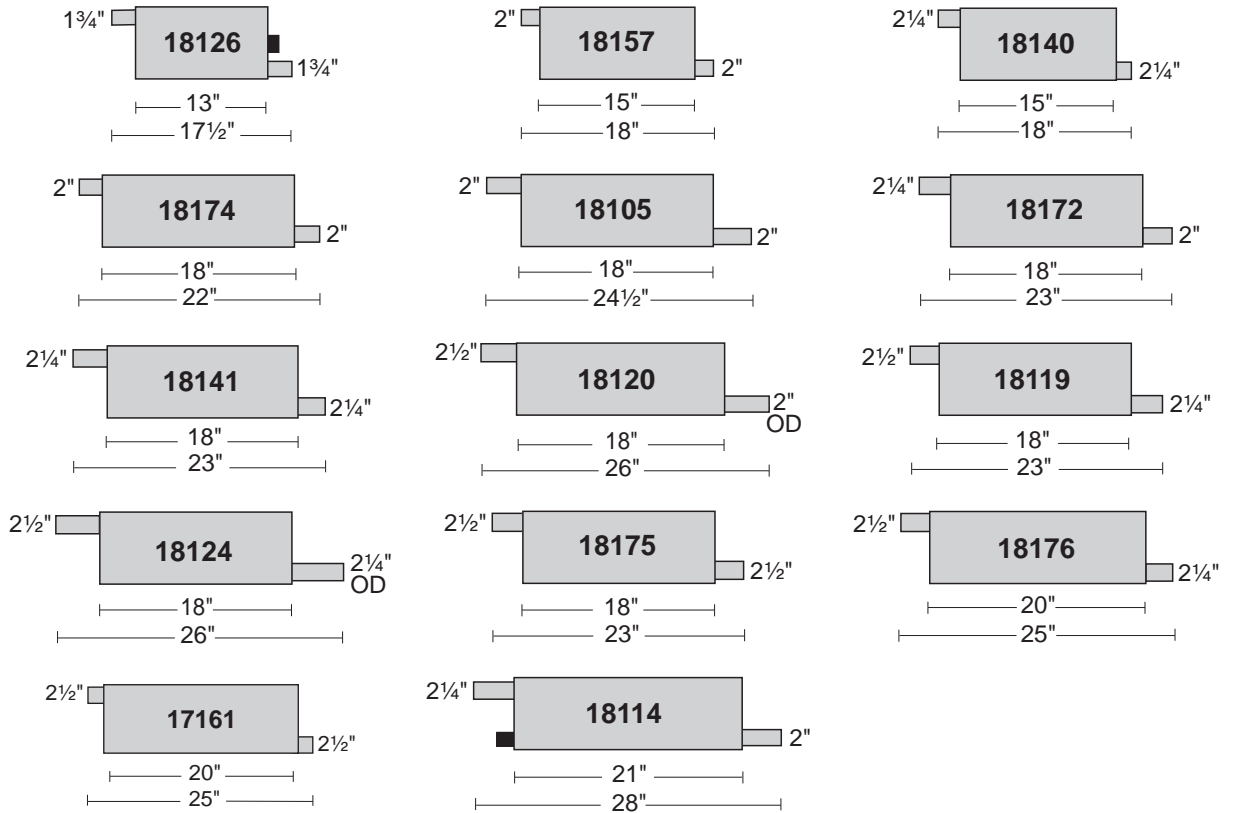
ACCESSORIES

FOOTNOTES

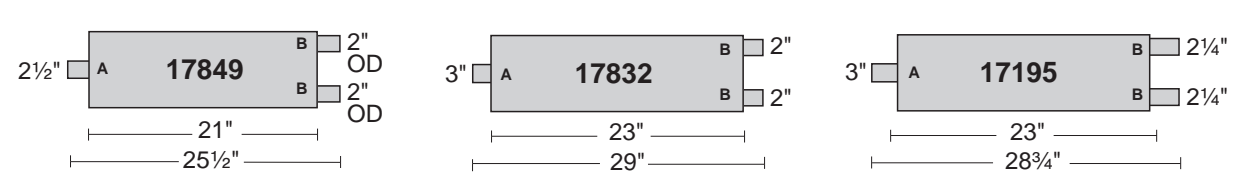
# UNIVERSAL SoundFX MUFFLERS

Mufflers Arranged By Cross-Section, Style, Body Length, Then Bushing Diameter

## 4 1/4" x 8 13/16"      OFFSET-OFFSET      REVERSIBLE



## 4 1/4" x 9 3/4"      CENTER-OFFSET/OFFSET (DUAL OUTLETS)



NOTE: Black area denotes welded head bracket.

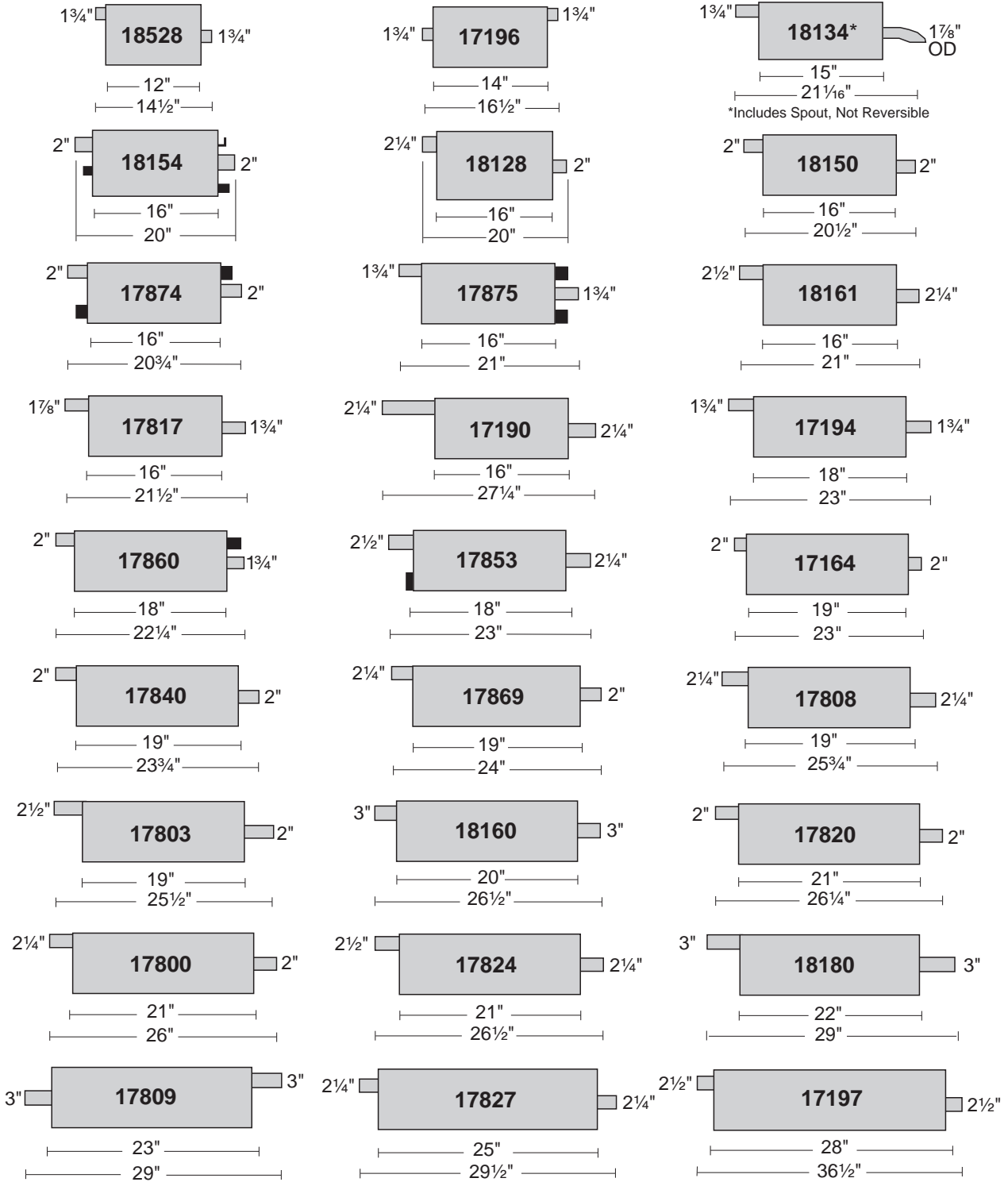


# UNIVERSAL SoundFX MUFFLERS

Mufflers Arranged By Cross-Section, Style, Body Length, Then Bushing Diameter

4 1/4" x 9 3/4"

**CENTER-OFFSET or OFFSET-CENTER REVERSIBLE**



NOTE: Black area denotes welded head bracket.

GENERAL INFORMATION

PASSENGER CAR

LIGHT TRUCK

MUFFLER SPECS.

OPTIONAL MUFFLERS

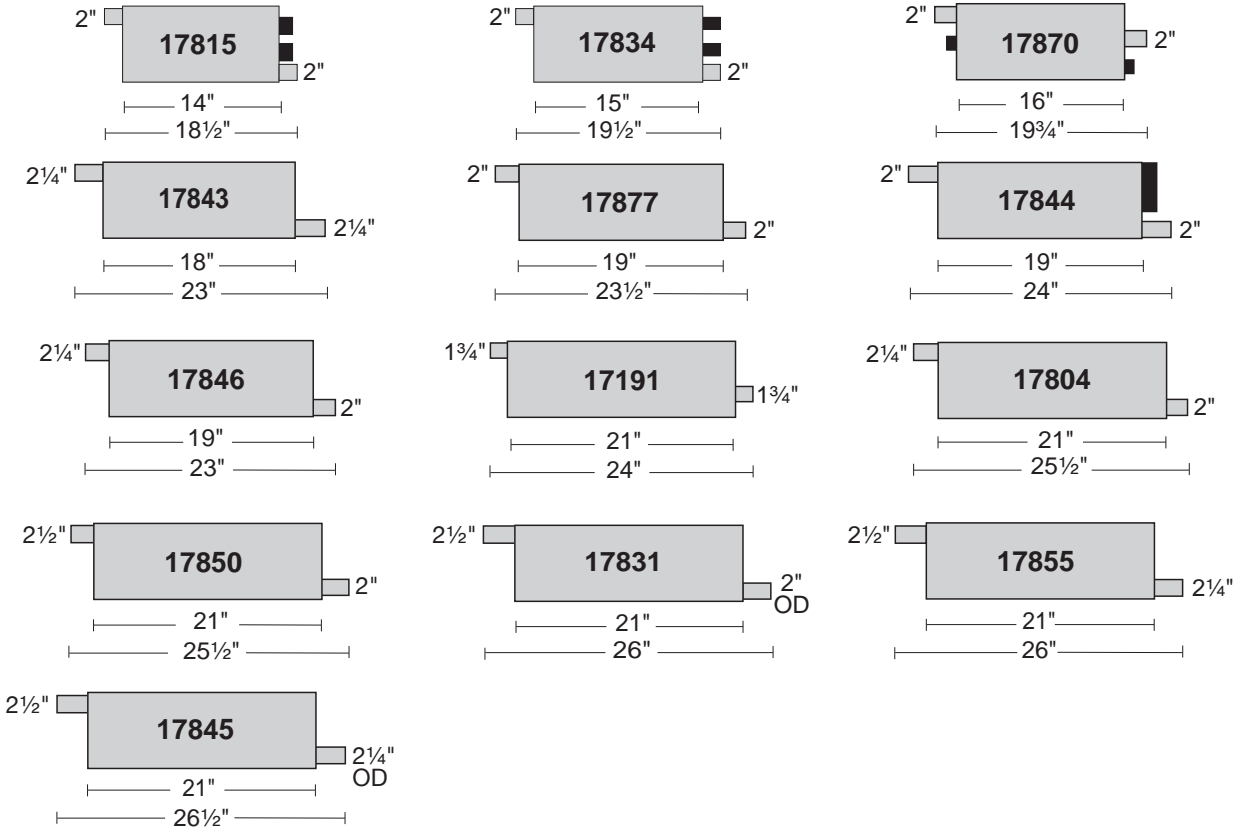
ACCESSORIES

FOOTNOTES

# UNIVERSAL SoundFX MUFFLERS

Mufflers Arranged By Cross-Section, Style, Body Length, Then Bushing Diameter

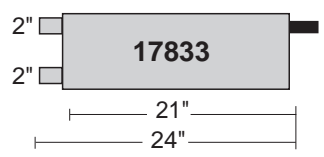
## 4 1/4" x 9 3/4"      OFFSET-OFFSET      REVERSIBLE



## 4 1/4" x 9 3/4"      OFFSET-OFFSET/OFFSET (DUAL OUTLETS)



## 4 1/4" x 9 3/4"      OFFSET-OFFSET/OFFSET (SAME SIDE)

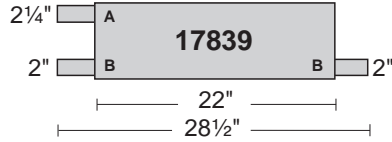
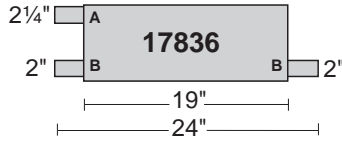


NOTE: Black area denotes welded head bracket.

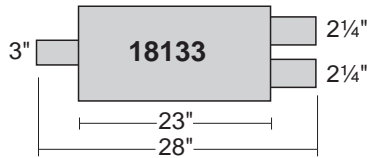
# UNIVERSAL SoundFX MUFFLERS

Mufflers Arranged By Cross-Section, Style, Body Length, Then Bushing Diameter

## 4 1/4" x 9 3/4" OFFSET-OFFSET (TRANSVERSE) - OFFSET



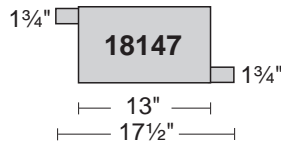
## 4 1/4" x 9 3/4" OFFSET-OFFSET/OFFSET (DUAL OUTLETS)



## 4 1/4" x 9 3/4"

### CENTER-OFFSET

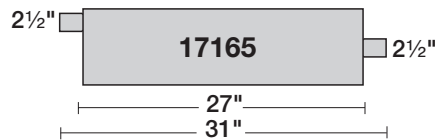
### REVERSIBLE



## 5 1/2" x 11"

### CENTER-OFFSET

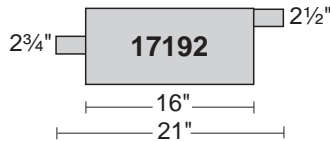
### REVERSIBLE



## 7" x 9"

### CENTER-OFFSET


### REVERSIBLE



## 7" x 9"

### OFFSET-OFFSET

### REVERSIBLE



NOTE: Black area denotes welded head bracket.

GENERAL INFORMATION

PASSENGER CAR

LIGHT TRUCK

MUFFLER SPECS.

OPTIONAL MUFFLERS

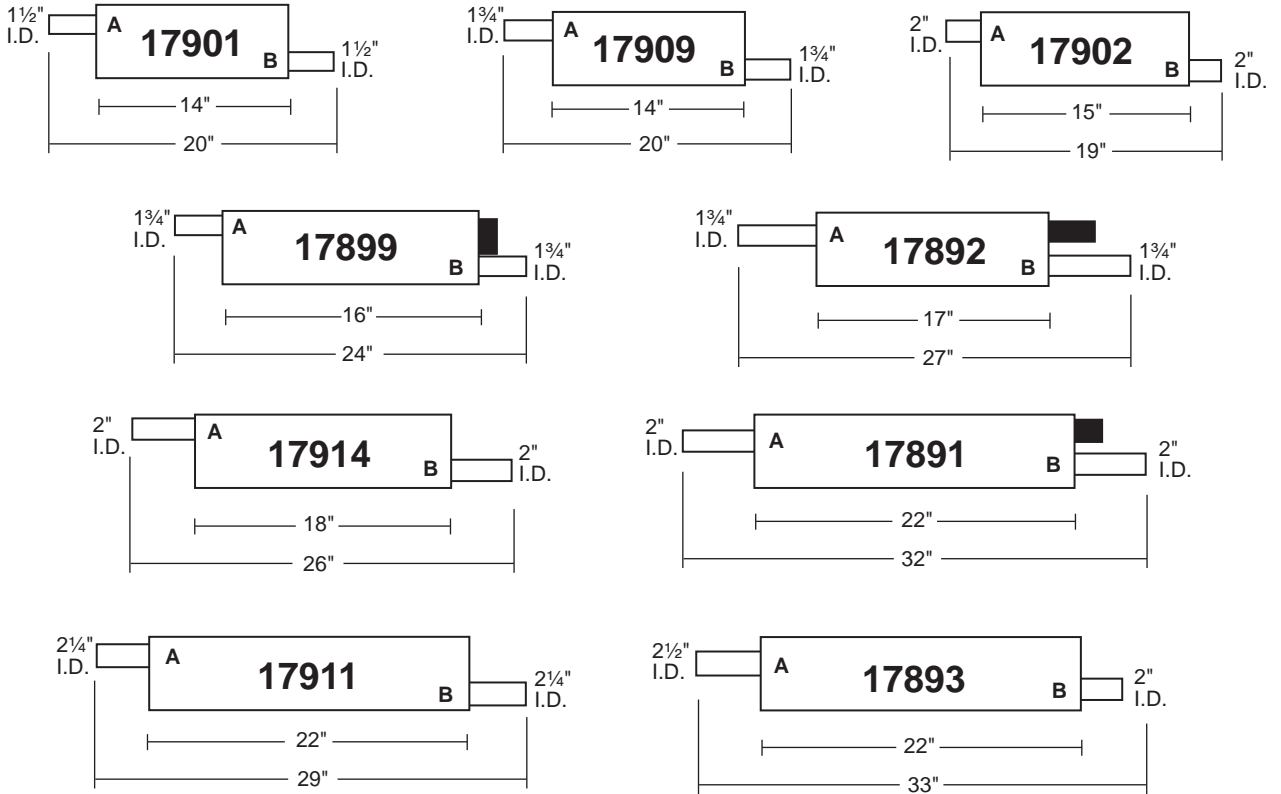
ACCESSORIES

FOOTNOTES


# ECONOMY MUFFLERS

Mufflers Arranged By Cross-Section, Style, Body Length, Then Bushing Diameter

## 6" ROUND      OFFSET-OFFSET      REVERSIBLE



## 3 1/4" x 7 3/4"      CENTER-OFFSET or OFFSET-CENTER      REVERSIBLE



## 3 1/4" x 7 3/4"      OFFSET-OFFSET      REVERSIBLE






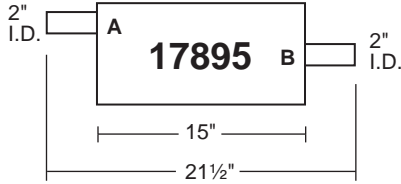
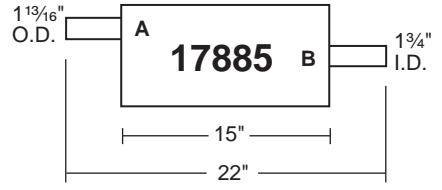
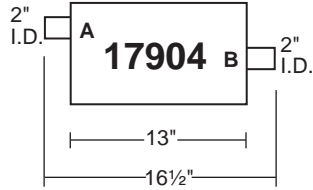
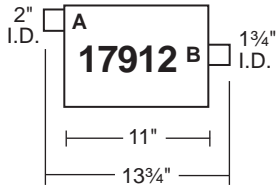


NOTE: Black area denotes welded head bracket.






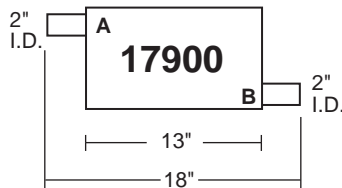
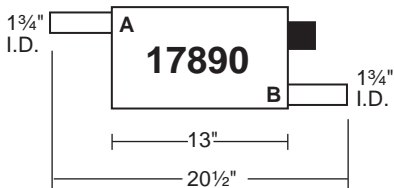
# ECONOMY MUFFLERS

Mufflers Arranged By Cross-Section, Style, Body Length, Then Bushing Diameter

## 4 1/4" x 8 13/16" CENTER-OFFSET or OFFSET-CENTER REVERSIBLE



## 4 1/4" x 8 13/16" OFFSET-OFFSET REVERSIBLE



NOTE: Black area denotes welded head bracket.

GENERAL INFORMATION

PASSENGER CAR

LIGHT TRUCK

MUFFLER SPECS.

OPTIONAL MUFFLERS

ACCESSORIES

FOOTNOTES

# GENERAL SERVICE MUFFLER SPECIFICATIONS

Designed for horizontal or vertical installation. Straight-through flow for minimum backpressure.

Muffler No.	I.D. Inlet	Shell Diameter	Shell Length	Overall Length	I.D. Outlet
22356	2½	6	30	38	2½
21468	3	6	21	30	3
21470	3½	7	30	38	3½
22572	4	9	20	27	4
21471	4	7	27¼	36	4
22936	4	9	44	51	4
*22965	4	9	44	51	4
22941	4	9	44	51	5
*22966	4	10	44	51	5
*22969	4	10	44	51	4
22962	4	10	44	51	5
22914	5	9	33½	40	5
*22964	5	9	44	51	5
22940	5	9	44	51	5
*22963	5	10	44	51	5
■22980	5	10	44	51	5
■†22981	5	10	44	51	5
22920	5	10	44	51	5



- \* MEGA FLOW MUFFLER
- NOISE BRAKER MUFFLER
- † DUAL STACK APPLICATION

Features Include:

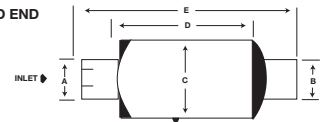
- ALL ALUMINIZED SHELLS, TUBES AND HEADS
- TAPERED HEADS - DESIGNED TO SHED MOISTURE WHEN MOUNTED IN THE VERTICAL POSITION

## SPARK ARRESTORS

SPARK ARRESTOR APPROVED UNDER USDA FOREST SERVICE STANDARD 5100-1a

As indicated by this symbol ▼ embossed on all unit shells.

NOTE:  
INLET IS SLOTTED END



- Tested and U.S. Forest Service approved for vertical or horizontal installations.
- All Spark arrestors 95% or greater efficiency on incendiary sparks - reduces fire hazard.
- Centrifugal force separates solids from exhaust gas.
- Aluminized construction with stainless steel critical parts.

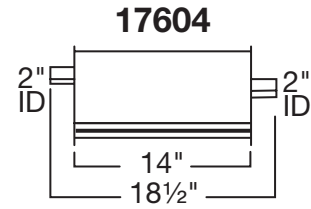
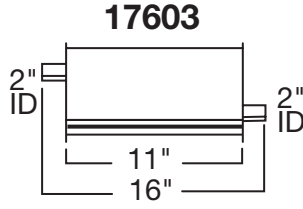
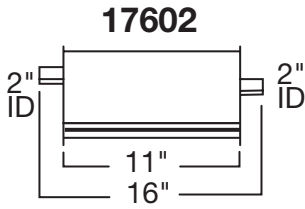
Part No.	Body Diameter	Inlet and Outlet Diameter	Body Length	Overall Length
35807	4¼	1½ ID - 1½ OD	3⅞	6
21578	5⅝	2 ID - 2 ID	6⅜	11
21579	5⅝	2½ ID - 2½ ID	8⅝	12⅞
21580	6⅝	3 ID - 3⅞ ID	10⅜	14⅞
21581	7⅝	3½ ID - 3⅞ ID	12	17⅝
21582	8½	4 ID - 4⅞ ID	14⅝	21⅜

### SELECTING A SPARK ARRESTOR

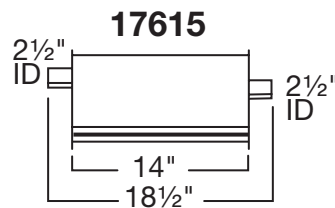
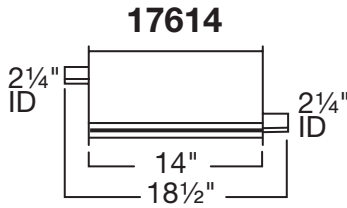
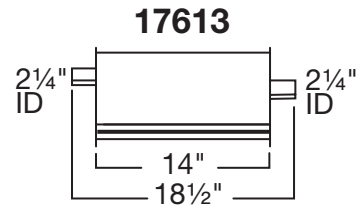
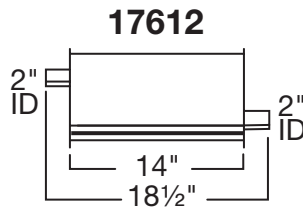
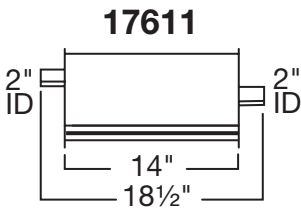
Seven models of different sizes and capacities are currently being produced. Generally, if a spark arrester will fit on the exhaust pipe of an engine, it will also have acceptable back pressure for that engine. In some cases, a larger size spark arrester will be required to stay within back pressure limits and in those cases, adapters will have to be used.

# UNIVERSAL INSTALLER TURBO MUFFLERS

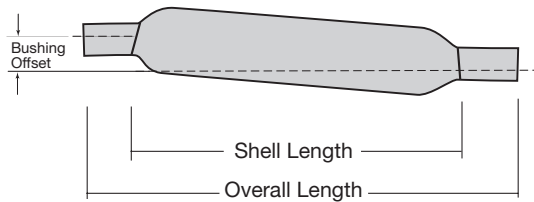
3 1/4" x 7 3/4" **Oval**



4 1/4" x 9 3/4" **Oval**



## GLASSPACK MUFFLERS



3 1/2" ROUND Offset-Offset

Part No.	Inlet ID	Outlet ID	Overall Length	Shell Length	Bushing Offset
24041	2	2	20	14	2 3/8
24098	2 1/4	2 1/4	21 3/4	14	2 3/8
24090	2 1/4	2	29 3/8	24	3 1/2

GENERAL INFORMATION

PASSENGER CAR

LIGHT TRUCK

MUFFLER SPECS.

OPTIONAL MUFFLERS

ACCESSORIES

FOOTNOTES

# UNIVERSAL GLASSPACKS

## 3" ROUND Straight



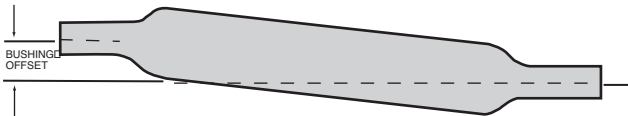
Part No.	Overall Length	Shell Length	Inlet	Outlet
24408	17	12	1¾	1¾

## 3½" ROUND Straight



Part No.	Overall Length	Shell Length	Inlet	Outlet
24440	17	12	2	2
24441	19	14	2	2
24442	23	18	2	2
24443	25	20	2	2
24444	27	22	2	2
24453	23	18	2¼	2¼

## 3½" ROUND Single Offset Applications



Part No.	Overall Length	Shell Length	Inlet	Outlet	Bushing Offset
24457	23¼	18	1¾	1¾	2½

## 4" ROUND Straight



Part No.	Overall Length	Shell Length	Inlet	Outlet
24454	29	24	2¼	2¼

## 3" ROUND Blanks

PART NO.	LENGTH
24400	12
24401	14
24402	18

## 3½" ROUND Blanks

PART NO.	LENGTH
24415	12
24416	14
24417	18
24422	30

## 4" ROUND Blanks

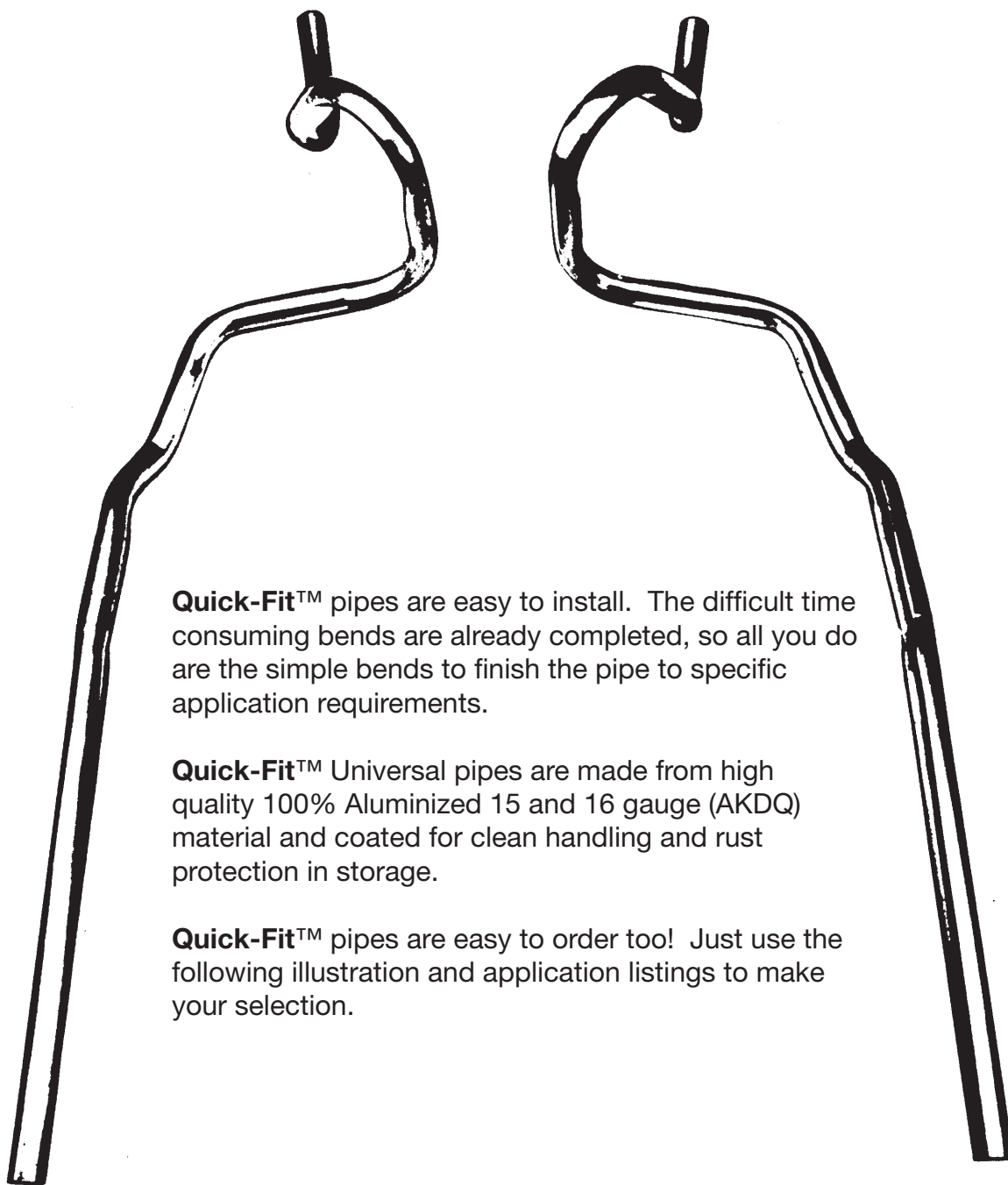
PART NO.	LENGTH
24430	14
24431	18





# QUICK-FIT

Universal tail & intermediate pipes are specifically designed to maximize today's exhaust professional's profits.



**Quick-Fit™** pipes are easy to install. The difficult time consuming bends are already completed, so all you do are the simple bends to finish the pipe to specific application requirements.

**Quick-Fit™** Universal pipes are made from high quality 100% Aluminized 15 and 16 gauge (AKDQ) material and coated for clean handling and rust protection in storage.

**Quick-Fit™** pipes are easy to order too! Just use the following illustration and application listings to make your selection.

## QUICK-FIT APPLICATION LISTINGS

Make/Model	Years	Size	Part Number	Make/Model	Years	Size	Part Number
<b>CHEV/GMC</b>				<b>FORD</b>			
1500 Pickup, LH	11-09	8	68010	Crown Victoria, LH	09-03	8	66051
1500 Pickup, RH	11-09	8	67056	Crown Victoria, LH	97-90		66038
C/K 15/25/35, RH	93-88		65007	Crown Victoria, RH	09-03	8	66053
C/K 15/25/35, RH	93-88		65021	Crown Victoria, RH	97-90		66003
C/K Pickup & SUV	99-88	8	66058	E-Series Van	95-87		67012
C/K Pickup, LH 2½"	08-99	8	67051	F-150 Pickup, LH	10-09	8	68010
C/K Pickup, LH 2½"	02-87	8	69101	F-150 Pickup, LH	08-04	6-8	67047
C/K Pickup, LH 2½"	98-95	8	65078	F-150 Pickup, RH	10-09	8	67056
C/K Pickup, LH 2¼"	08-99	8	67049	F-150 Pickup, RH	08-04	6-8	67048
C/K Pickup, LH 2¼"	02-87	8	69100	F-150 Pickup, RH	94-88		67018
C/K Pickup, RH 2½"	02-87	8	68008	F-Series Pickup	95-87		66034
C/K Pickup, RH 2½"	98-95	8	65071	F-Series Pickup, LH 2½"	02-87	8	69101
C/K Pickup, RH 2¼"	08-99	8	67050	F-Series Pickup, LH 2¼"	02-87	8	69100
C/K Pickup, RH 2¼"	08-99	8	67052	F-Series Pickup, RH 2½"	02-87	8	68008
C/K Pickup, RH 2¼"	02-87	8	68007	F-Series Pickup, RH 2¼"	02-87	8	68007
Van G20/25	90-88		65001	Full Size	91-79		60000
<b>DODGE</b>				Full Size , RH	89-79		66026
Dakota Pickup, LH	08-04	8	66054	LTD Crown Victoria, LH	88-87		66052
Dakota Pickup, LH	03-00	8	66056	LTD Crown Victoria, RH	88-87		66050
Dakota Pickup, LH	96-87	8	66060	LTD, LH	86-80		66052
Dakota Pickup, RH	08-04	8	66055	LTD, RH	86-80		66050
Dakota Pickup, RH	03-00	8	66057	Mustang, LH	04-84		65069
Dakota Pickup, RH	96-87	8	66061	Mustang, RH	04-84		65070
Ram 1500, LH	08-06	8	67045	Ranger, 108, 125"WB	92-82		65014
Ram 1500, RH	08-06	8	67046	Ranger, 114"WB	92-82		65013
Ram Pickup(under 8800 GVW), LH 2½"	05-02		67039	Ranger, LH	00-93	6	67053
Ram Pickup(under 8800 GVW), LH 2½"	05-02		67042	Ranger, RH	00-93	6	66059
Ram Pickup(under 8800 GVW), LH 2¼"	05-02		67038	Tempo	94-84		68003
Ram Pickup(under 8800 GVW), LH 2¼"	05-02		67040	<b>GENERAL MOTORS</b>			
Ram Pickup, LH	96-94		68005	Camaro/Firebird	92-82		66025
Ram Pickup, LH 2½"	04-87	8	69101	Century/Celebrity/Ciera/6000	92-82		66018
Ram Pickup, LH 2¼"	04-87	8	69100	Chev/GMC C/K Truck	95-88		63013
Ram Pickup, RH	96-94		68006	Full Size (Exc. Sta. Wag), LH	90-77		65028
Ram Pickup, RH 2½"	04-87	8	68008	Full Size (Exc. Sta. Wag), RH	90-77		66006
Ram Pickup, RH 2¼"	04-87	8	68007	Full Size Truck, RH	96-88		66039
				J, N Body Card	91-84		66030
				Mid Size, LH	77-73		66007
				Mid Size, LH	72-64		65028

# QUICK-FIT APPLICATION LISTINGS

Make/Model	Years	Size	Part Number
<b>GENERAL MOTORS (Cont.)</b>			
Mid Size, RH	90-77		66006
Mid Size, RH	77-73		66005
Truck Bumper Outlet, LH 2¼"	95-88		67014
<b>JEEP</b>			
Cherokee, Wagoneer	91-86		65020
<b>LINCOLN</b>			
Continental, LH	83-82		66052
Continental, RH	83-82		66050
Full Size	91-79		60000
Full Size , RH	89-79		66026
Mark VI, LH	81-80		66052
Mark VI, RH	81-80		66050
Town Car, LH	97-90		66038
Town Car, LH	88-82		66052
Town Car, RH	97-90		66003
Town Car, RH	88-82		66050
<b>MERCURY</b>			
Full Size	91-79		60000
Full Size , RH	89-79		66026
Grand Marquis, LH	09-03	8	66051

Make/Model	Years	Size	Part Number
<b>MERCURY (Cont.)</b>			
Grand Marquis, LH	97-90		66038
Grand Marquis, LH	88-80		66052
Grand Marquis, RH	09-03	8	66053
Grand Marquis, RH	97-90		66003
Grand Marquis, RH	88-80		66050
Topaz	94-84		68003
<b>NISSAN</b>			
Titan, 140" WB – LH	08-07		65075
Titan, 140" WB – RH	08-07		65077
Titan, 160" WB – LH	08-07		66047
Titan, 160" WB – RH	08-07		66049
Titan, LH	06-4	8	67054
Titan, RH	06-4	8	67043
<b>TOYOTA</b>			
Pickup	94-84		64507
Tundra, LH	10-07	8	67055
Tundra, LH	06-00		67044
Tundra, RH	10-07	8	68009
Tundra, RH	06-00		67041

GENERAL INFORMATION

PASSENGER CAR

LIGHT TRUCK

MUFFLER SPECS.

OPTIONAL MUFFLERS

ACCESSORIES

FOOTNOTES

# TAIL PIPES

## CHRYSLER/DODGE/PLYMOUTH

2008-04 Dodge Dakota 131" W.B.

2 1/2"  
OD



2 1/2"  
OD

2 1/2"  
OD



2 1/2"  
OD

66054 (L.H.)

66055 (R.H.)

2002-00 Dodge Dakota w/2.5L  
2003-00 Dodge Dakota w/3.9L, 4.7L, 5.9L

2 1/2"  
OD



2 1/2"  
OD

2 1/2"  
OD



2 1/2"  
OD

66056 (L.H.)

66057 (R.H.)

1996-87 Dodge Dakota

2 1/4"  
OD



2 1/4"  
OD

2 1/4"  
OD



2 1/4"  
OD

66060 (L.H.)

66061 (R.H.)

2005-04 Dodge Ram 1500 120" W.B.  
2003-02 Dodge Ram 1500 Pickup 120" W.B.

2 1/4"  
OD



2 1/4"  
OD

2 1/4"  
OD



2 1/4"  
OD

67038 (L.H.)

67040 (R.H.)

2005-04 Dodge Ram 1500 120" W.B.  
2003-02 Dodge Ram 1500 Pickup 120" W.B.

2 1/2"  
OD



2 1/2"  
OD

2 1/2"  
OD



2 1/2"  
OD

67039 (L.H.)

67042 (R.H.)

2008-06 Dodge Ram 1500

2 1/2"  
OD



2 1/2"  
OD

2 1/2"  
OD



2 1/2"  
OD

67045 (L.H.)

67046 (R.H.)

1996-94 Ram Pickup

2 1/2"  
OD



2 1/2"  
OD

2 1/2"  
OD



2 1/2"  
OD

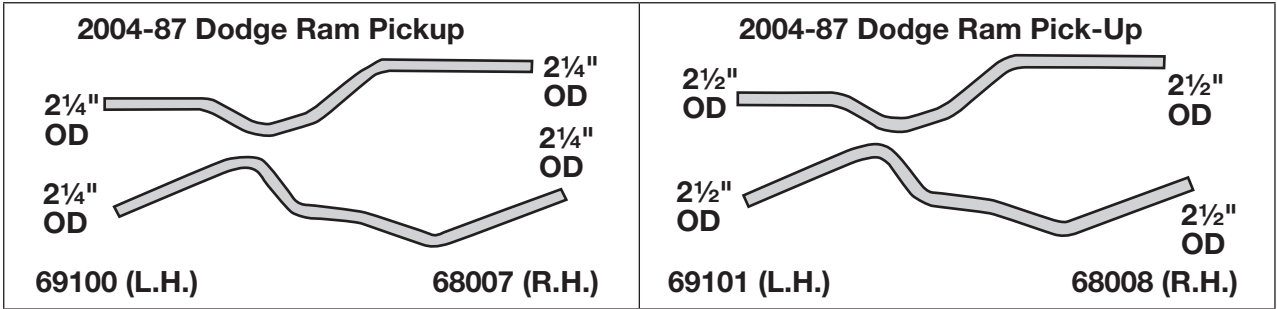
68005 (L.H.)

68006 (R.H.)

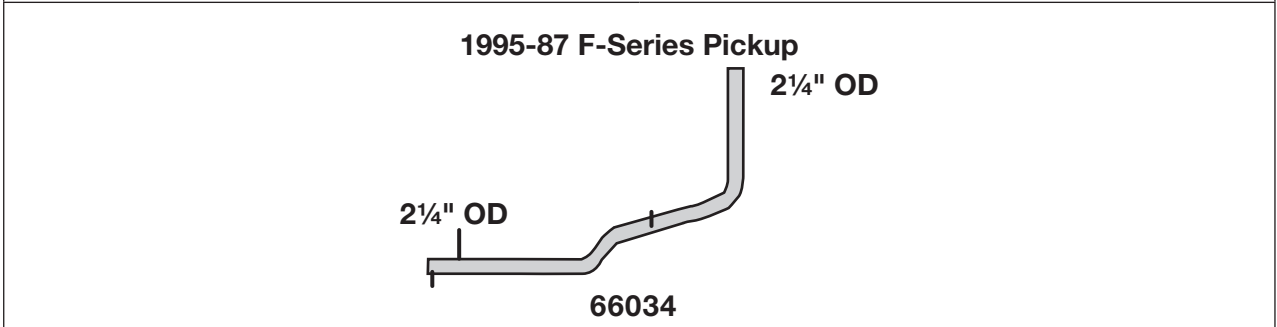
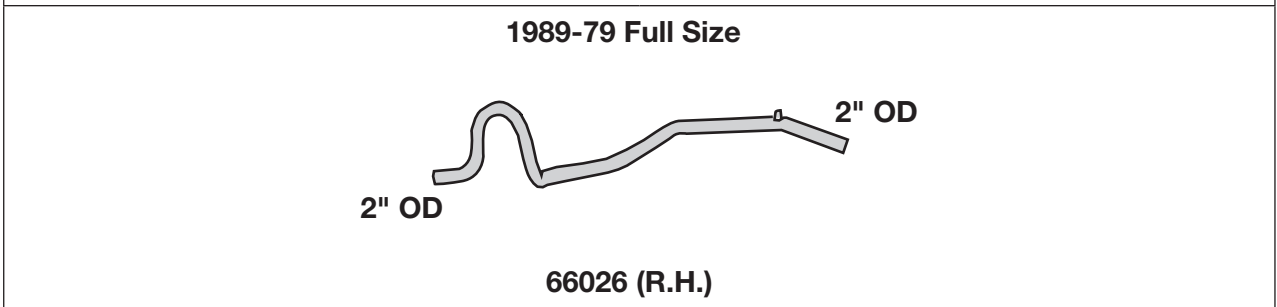
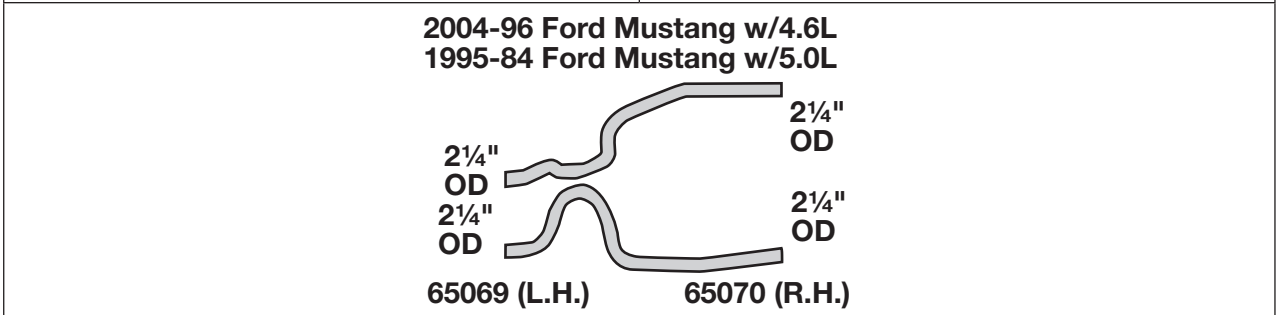
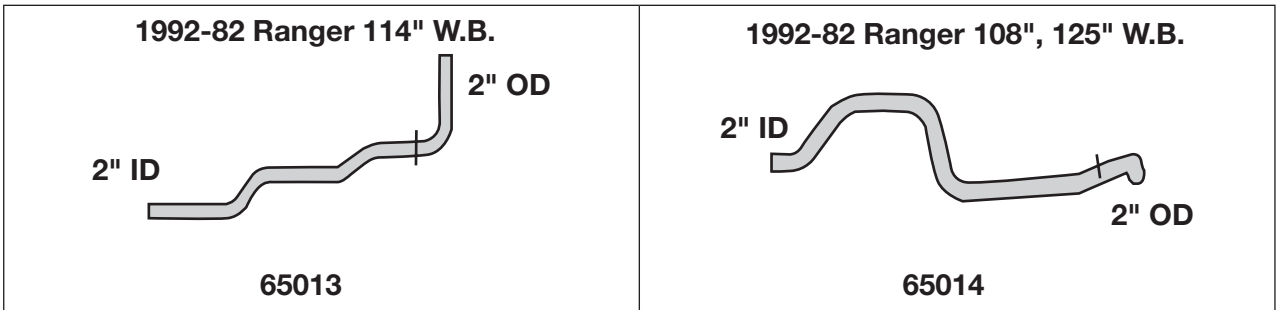
L.H. Left Hand  
R.H. Right Hand

# TAIL PIPES

## CHRYSLER/DODGE/PLYMOUTH (Cont.)



## FORD/LINCOLN/MERCURY



L.H. Left Hand  
R.H. Right Hand

GENERAL INFORMATION

PASSENGER CAR

LIGHT TRUCK

MUFFLER SPECS.

OPTIONAL MUFFLERS

ACCESSORIES

FOOTNOTES

# TAIL PIPES

## FORD/LINCOLN/MERCURY (Cont.)

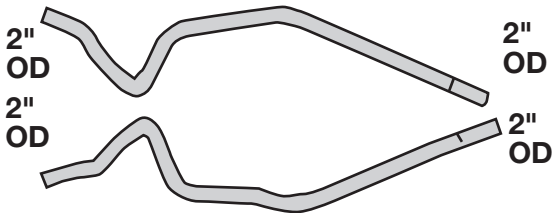
1997-90 Crown Victoria/  
Town Car/Grand Marquis



66038 (L.H.)

66003 (R.H.)

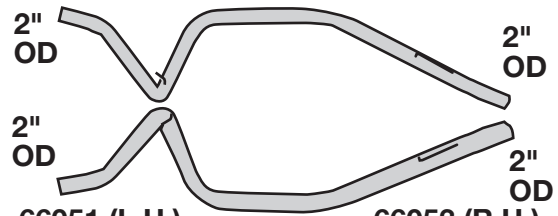
1982-81 Ford LTD w/4.2L  
1986-80 Ford LTD w/5.0L, 5.8L  
1988-87 Ford LTD Crown Victoria w/5.0L, 5.8L  
1983-82 Lincoln Continental w/5.0L  
1981-80 Lincoln Mark VI w/5.0L, 5.8L  
1988-82 Lincoln Town Car w/5.0L  
1982-81 Mercury Grand Marquis w/4.2L  
1988-80 Mercury Grand Marquis w/5.0L, 5.8L



66050 (L.H.)

66052 (R.H.)

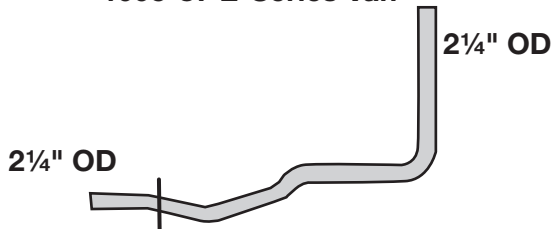
2009-03 Ford Crown Victoria w/4.6L Eng.  
2009-03 Mercury Grand Marquis w/4.6L Eng.



66051 (L.H.)

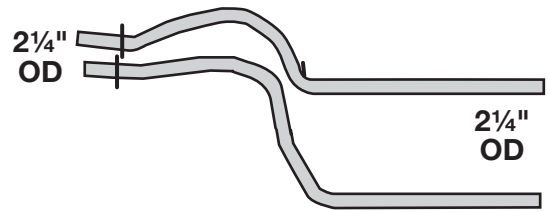
66053 (R.H.)

1995-87 E-Series Van



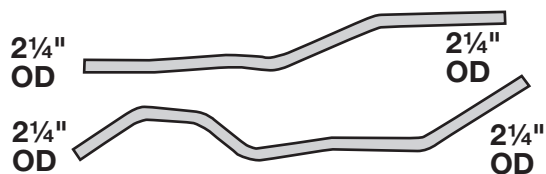
67012

1994-88 F150 Pickup



67018 (R.H.)

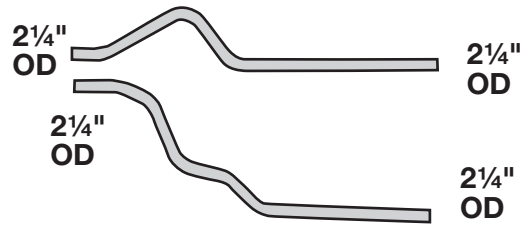
2008-04 Ford F-150 w/4.6L, 5.4L  
(2004 New Body Style Only)



67047 (L.H.)

67048 (R.H.)

2000-93 Ford Ranger



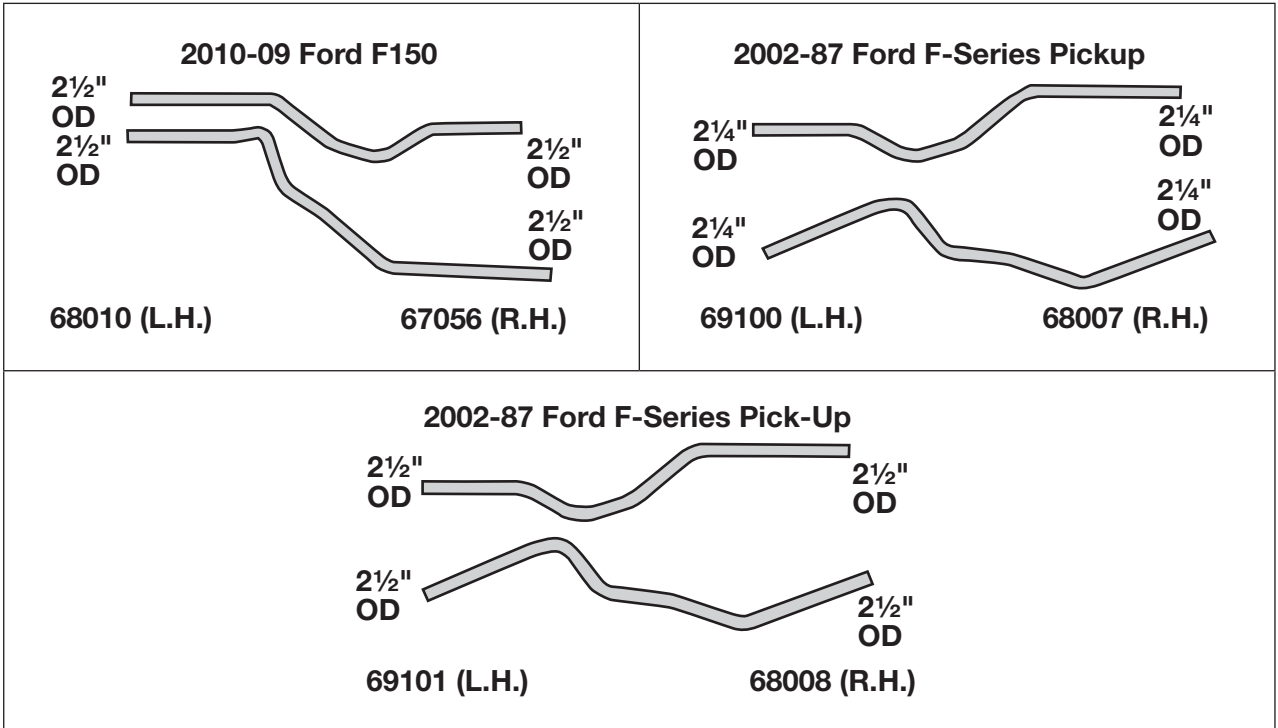
67053 (L.H.)

66059 (R.H.)

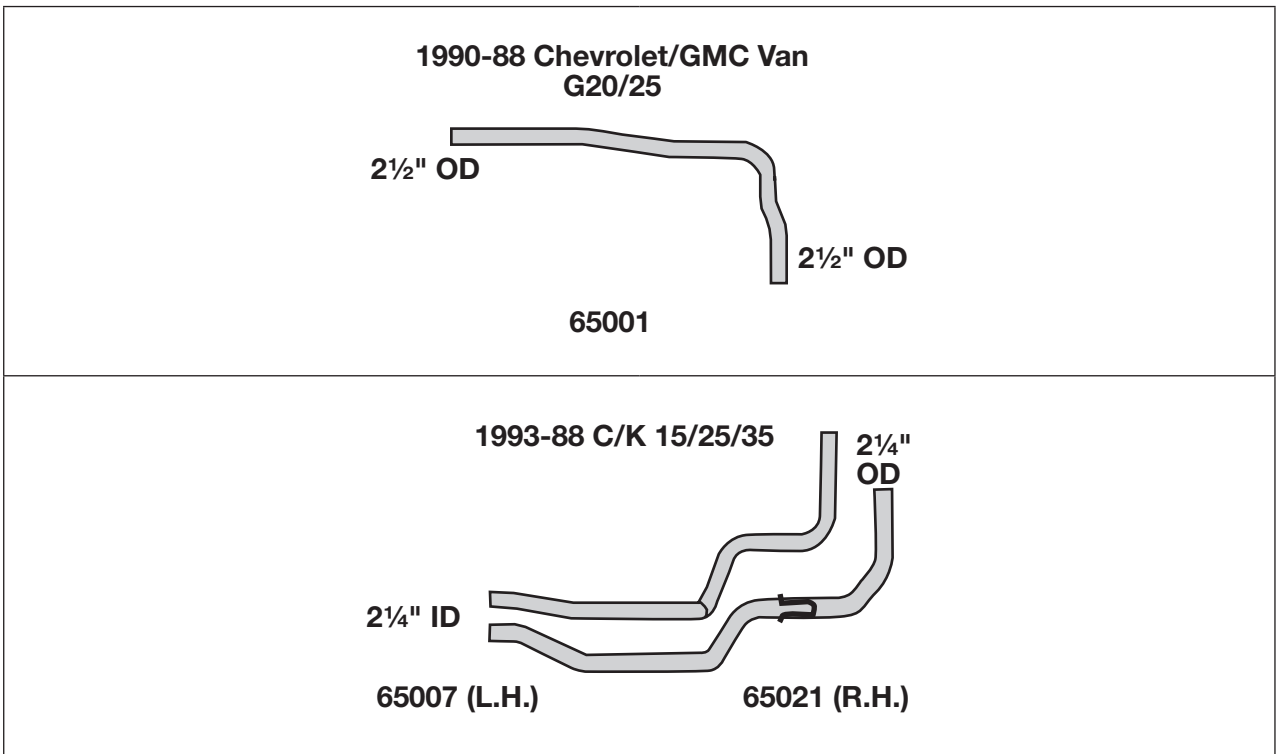
L.H. Left Hand  
R.H. Right Hand

# TAIL PIPES

## FORD/LINCOLN/MERCURY (Cont.)



## GENERAL MOTORS



L.H. Left Hand  
R.H. Right Hand

GENERAL INFORMATION

PASSENGER CAR

LIGHT TRUCK

MUFFLER SPECS.

OPTIONAL MUFFLERS

ACCESSORIES

FOOTNOTES

# TAIL PIPES

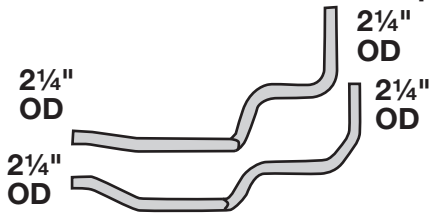
## GENERAL MOTORS (Cont.)

1990-77 Full Size (Exc. Sta. Wag.)  
1972-64 Mid Size



65028 (L.H.)

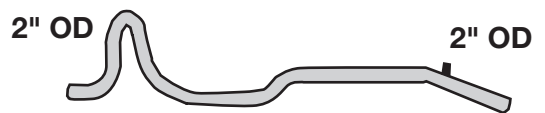
1998-95 Chev/GMC C/K Pickup



65078 (L.H.)

65071 (R.H.)

1990-77 Full Size (Exc. Sta. Wag.)  
1972-64 Mid Size



66006 (R.H.)

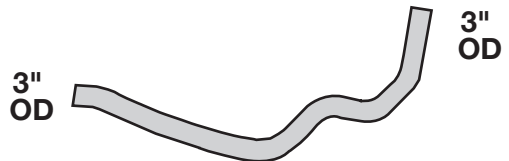
1977-73 Mid Size



66007 (L.H.)

66005 (R.H.)

1996-88 Chevrolet/GMC  
Full Size Truck



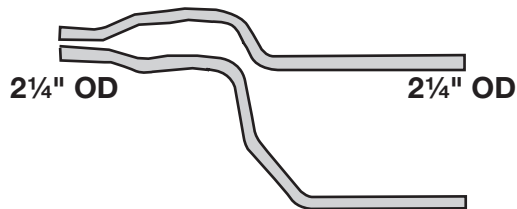
66039 (R.H.)

1999-88 Chev/GMC C/K Pickup & SUV  
w/5.7L Eng. (Exc. 1990-88 Suburban)  
(1999 Old Body Style)



66058

1995-88 Chevrolet/GMC Truck  
Bumper Outlet



67014 (L.H.)

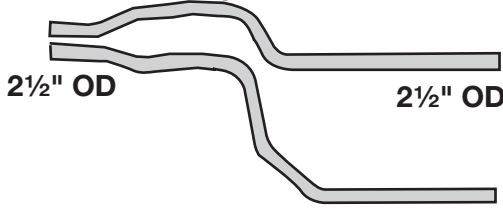
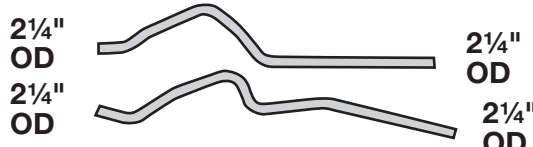
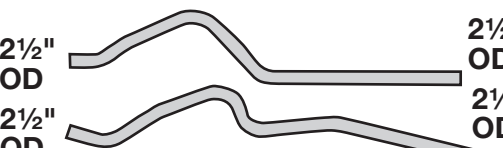
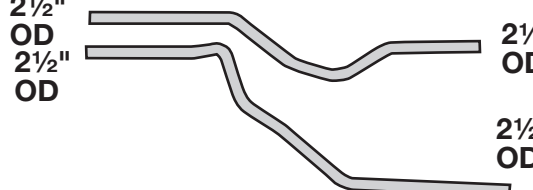
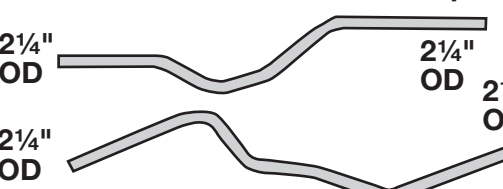
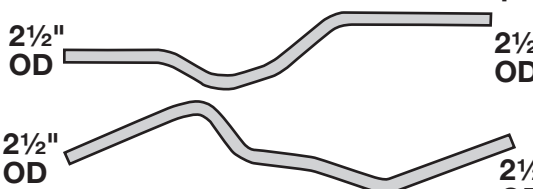
67015 (R.H.)

L.H. Left Hand  
R.H. Right Hand




# TAIL PIPES

## GENERAL MOTORS (Cont.)

<p><b>1995-88 Chevrolet/GMC Truck Bumper Outlet</b></p>  <p>2 1/2" OD                      2 1/2" OD</p> <p>67016 (L.H.)                      67017 (R.H.)</p>	<p><b>2008-99 Chev/GMC C/K 1500, 2500 w/4.3L, 5.3L Eng. 119", 133", 143.5" W.B. (1999 New Body Style Only)</b></p>  <p>2 1/4" OD                      2 1/4" OD</p> <p>2 1/4" OD                      2 1/4" OD</p> <p>67049 (L.H.)                      67050 (R.H.)</p>
<p><b>2008-1999 Chev/GMC C/K 1500, 2500 w/4.3L, 4.8L, 5.3L Eng. 119", 133", 143.5" W.B. (1999 New Body Style Only)</b></p>  <p>2 1/2" OD                      2 1/2" OD</p> <p>2 1/2" OD                      2 1/2" OD</p> <p>67051 (L.H.)                      67052 (R.H.)</p>	<p><b>2011-09 Chev/GMC Silverado/Sierra 1500</b></p>  <p>2 1/2" OD                      2 1/2" OD</p> <p>2 1/2" OD                      2 1/2" OD</p> <p>68010 (L.H.)                      67056 (R.H.)</p>
<p><b>2002-87 Chev/GMC C/K Pickup</b></p>  <p>2 1/4" OD                      2 1/4" OD</p> <p>2 1/4" OD                      2 1/4" OD</p> <p>69100 (L.H.)                      68007 (R.H.)</p>	<p><b>2002-87 Chev/GMC C/K Pick-Up</b></p>  <p>2 1/2" OD                      2 1/2" OD</p> <p>2 1/2" OD                      2 1/2" OD</p> <p>69101 (L.H.)                      68008 (R.H.)</p>

## JEEP

<p><b>1991-86 Cherokee, Wagoneer, Sportwagon</b></p>  <p>2 1/4" ID                      2 1/4" OD</p> <p>65020</p>
---

L.H. Left Hand  
R.H. Right Hand

GENERAL INFORMATION

PASSENGER CAR

LIGHT TRUCK

MUFFLER SPECS.

OPTIONAL MUFFLERS

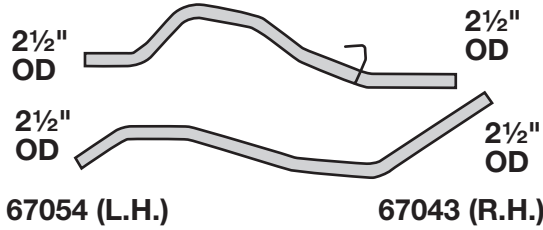
ACCESSORIES

FOOTNOTES

# TAIL PIPES

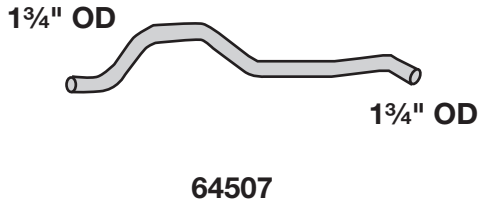
## NISSAN

2006-04 Nissan Titan w/5.6L (King Cab, Crew Cab - XE, SE, LE) Exc. California

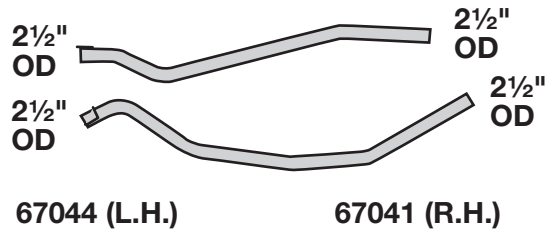


## TOYOTA

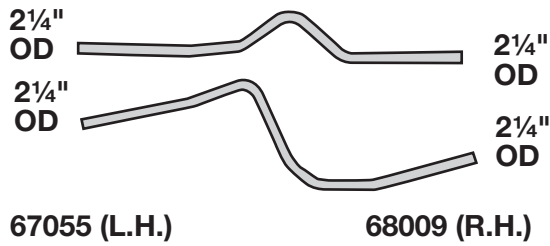
1994-84 Pickup



2006-00 Toyota Tundra w/3.4L, 4.7L (Exc. California)



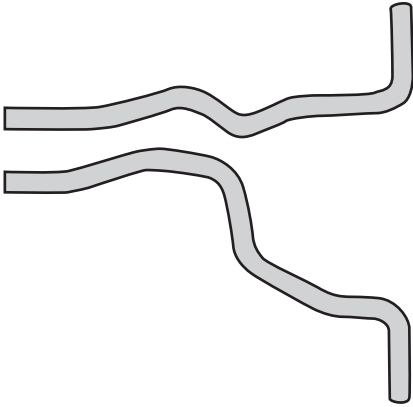
2010-07 Toyota Tundra



L.H. Left Hand  
R.H. Right Hand

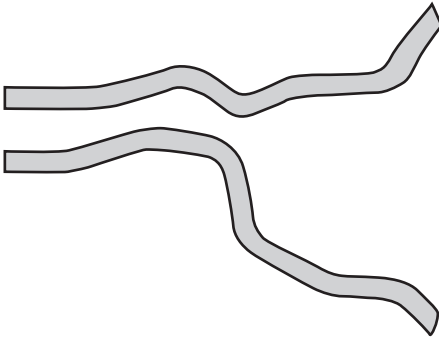
# FULL SIZE TRUCK PIPES

## 90 degree exit - Behind rear wheels



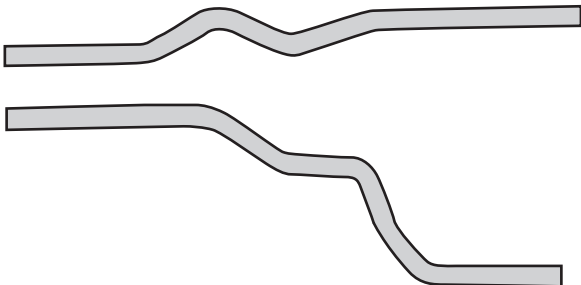
Part No.	Pipe Diameter	Description
67034	2½"	Smooth Bend - Right Side
67035	2½"	Smooth Bend - Left Side
67024	3"	Smooth Bend - Right Side
67025	3"	Smooth Bend - Left Side
66044	3"	Compression Bend - Right Side
66045	3"	Compression Bend - Left Side

## 45 degree exit - Behind rear wheels



Part No.	Pipe Diameter	Description
67026	2¼"	Smooth Bend - Right Side
67027	2¼"	Smooth Bend - Left Side
67028	2½"	Smooth Bend - Right Side
67029	2½"	Smooth Bend - Left Side
66046	3"	Compression Bend

## Rear Bumper Exit



Part No.	Pipe Diameter	Description
67020	2¼"	Compression Bend - Right Side
67021	2¼"	Compression Bend - Left Side
67022	2½"	Compression Bend - Right Side
67023	2½"	Compression Bend - Left Side

GENERAL INFORMATION

PASSENGER CAR

LIGHT TRUCK

MUFFLER SPECS.

OPTIONAL MUFFLERS

ACCESSORIES

FOOTNOTES

# INTERMEDIATE PIPES

## FORD/LINCOLN/MERCURY

<p><b>1979-91 Full Size</b></p> <p>Welded Flange</p> <p>Welded Flange</p> <p>2" OD</p> <p>45" O.A.L.</p> <p>60000</p>	<p><b>1984-94 Tempo/Topaz (Exc. 4 WD)</b></p> <p>2" OD</p> <p>2" OD</p> <p>68003</p>
---	--

## GENERAL MOTORS















<p><b>1988-95 Chevrolet/GMC C/K Truck</b></p> <p>3" ID</p> <p>3" OD</p> <p>63013</p>	<p><b>1982-92 Century/Celebrity/Ciera/6000 (Exc. Stat. Wag.)</b></p> <p>2" ID</p> <p>2" OD</p> <p>66018</p> <p>Requires additional hardware for 86-89 models w/welded flange.</p>
<p><b>1982-92 Camaro/Firebird</b></p> <p>2 7/8" Flare</p> <p>2 1/4" OD</p> <p>66025</p>	<p><b>1984-91 J, N Body Cars</b></p> <p>2" OD</p> <p>2" OD</p> <p>66030</p>

## NISSAN

<p><b>2008-07 Nissan Titan 140" W.B.</b></p> <p>2 Bolt Flange</p> <p>2 Bolt Flange</p> <p>2 1/2" OD</p> <p>2 1/2" OD</p> <p>65075 (L.H.)</p> <p>65077 (R.H.)</p>	<p><b>2008-07 Nissan Titan 160" W.B.</b></p> <p>2 Bolt Flange</p> <p>2 Bolt Flange</p> <p>2 1/2" OD</p> <p>2 1/2" OD</p> <p>66047 (L.H.)</p> <p>66049 (R.H.)</p>
--	--

L.H. Left Hand  
R.H. Right Hand

# CONVERTER REPAIR PIPE INTERCHANGE

Replacement For Part Number	Repair Pipe Part Number	Application	Picture
15847	65050	2002-00 Toyota Echo 1.5L 1997-95 Toyota Tercel 1.5L	
53240	65047	1997-96 Chevrolet S-10 2.2L 1997-96 GMC S15 Sonoma 2.2L 1997-96 Isuzu Hombre 2.2L	
54262	65044	1999-96 Pontiac Sunfire, Grand Am, Chevrolet Cavalier 2.4L 1998-97 Chevrolet Malibu 2.4L 1999-96 Oldsmobile Achieva 2.4L 1998-96 Buick Skylark 2.4L	
54317	65062	1999-98 Chevrolet Lumina 3.8L 1999-98 Chevrolet Monte Carlo 3.8L	
54376	65060	2000-95 Chrysler Cirrus, Sebring 2.4L 1997-95 Dodge Stratus 2.4L 2000-98 Plymouth Breeze 2.4L	
54474	65051	2004-00 Saturn L Series 2.2L	
54499	65060	2000-95 Chrysler Cirrus, Sebring 2.5L 1997-95 Dodge Stratus 2.5L	
54626	65040	2004-97 Buick Century 3.1L 2004-00 Chevrolet Impala & Monte Carlo 3.4L 2003-97 Pontiac Grand Prix 3.1L	
54627	65037	2003-97 Buick Regal 3.8L 2003-00 Chevy Impala 3.8L 2003-97 Pontiac Grand Prix 3.8L 1999-98 Oldsmobile Intrigue 3.8L	
54629	65041	2004-99 Oldsmobile Alero 3.4L 2003-99 Pontiac Grand Am 3.4L 2003-98 Chevrolet Malibu 3.4L 1999-98 Oldsmobile Cutlass 3.4L	
54691	65048	2002-99 Chevrolet Cavalier 2.4L 2000-99 Chevrolet Malibu 2.4L 2001-99 Pontiac Grand Am 2.4L 2002-99 Pontiac Sunfire 2.4L 2001-99 Oldsmobile Alero 2.4L	
55526	65042	2002-99 Chevrolet Cavalier 2.2L 2002-99 Pontiac Sunfire 2.2L	
55527	65038	2001-97 Toyota Camry 2.2L 2000-99 Toyota Solara 2.2L	
56013	65052	2000-96 Chrysler Town & Country, Dodge Caravan, Plymouth Voyager 3.3L, 3.8L	

GENERAL INFORMATION

PASSENGER CAR

LIGHT TRUCK





MUFFLER SPECS.

OPTIONAL MUFFLERS

ACCESSORIES

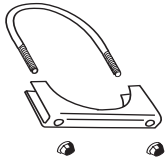
FOOTNOTES

## CONVERTER REPAIR PIPE INTERCHANGE

Replacement For Part Number	Repair Pipe Part Number	Application	Picture
56021	65055	2000-96 Dodge Caravan 3.0L 2000 Plymouth Voyager 3.0L 2000-96 Dodge Caravan 2.4L 2000-96 Plymouth Voyager 2.4L	
56022	65055	2000-96 Chrysler Town & Country, Dodge Caravan, Plymouth Voyager 3.0L 2000 Grand Voyager/Voyager 3.0L	
56077	65059	2001-99 Chevrolet Lumina APV, 2001 Chevrolet Venture, 2001 Oldsmobile Silhouette, 2001 Pontiac Montana	
56203	65049	1998-97 Chevrolet Lumina APV 3.4L 2000-97 Oldsmobile Silhouette 3.4L 2000-99 Pontiac Montana 3.4L 1998-97 Pontiac Transport 3.4L 2000-97 Chevrolet Venture 3.4L	

# ACCESSORIES

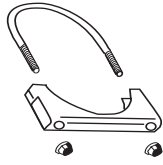
## CLAMPS



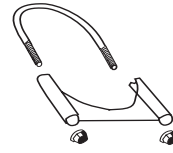
①  
**(Standard)**  
5/16" U-Bolt



②  
**(Heavy Duty)**  
3/8" U-Bolt



③  
**(Heavy Duty w/  
Welded Saddle)**  
3/8" U-Bolt



④  
**(Guillotine)**  
3/8" U-Bolt



⑤  
**(Flat Strap U-Bolt)**  
3/8" U-Bolt

Size	① STANDARD DUTY CLAMP		② HEAVY DUTY CLAMP		③ HEAVY DUTY CLAMP w/WELDED SADDLE	④ GUILLOTINE CLAMP		⑤ FLAT STRAP 3/8" U-BOLT CLAMP	
	Indiv. Pkg.	Bulk Pkg.	Indiv. Pkg.	Bulk Pkg.	Indiv. Pkg.	Indiv. Pkg.	Bulk Pkg.	Indiv. Pkg.	Bulk Pkg.
1 1/8	35322#	35599▲	-	-	-	-	-	-	-
1 1/4	35323#	-	-	-	-	-	-	-	-
1 3/8	35324#	-	-	-	-	-	-	-	-
1 1/2	35325#	34112#	36509	33112#	-	-	-	-	-
1 5/8	35405#	-	36510	-	-	-	-	-	-
1 3/4	35406#	-	35343#	33134#	-	-	-	-	-
1 7/8	35407#	34178	35344#	33178#	-	-	-	-	-
2	35408#	34200#	35335#	33200#	-	36145	-	-	-
2 1/8	35334#	-	35364	33218#	-	-	-	-	-
2 1/4	35413#	34214	35336	33214	-	-	-	-	-
2 1/2	35414#	34212#	35337# 35354 ✓#	33212#	36248+	35304‡	-	-	-
2 3/4	-	-	35793	-	-	36147	-	-	-
3	-	-	35794	33300#	35772 36249+	35786‡	-	35624‡	35444‡§
3 1/4	-	-	-	-	35760#	35445‡	-	-	-
3 1/2	-	-	35753	-	35773	35787‡	-	35696‡	35694‡§
3 3/4	-	-	-	-	-	-	-	-	-
4	-	-	35752+	33304▲	35774	35788+‡	35456‡§	35799‡	35776‡§
4 1/16	-	-	-	-	35758	35410	-	-	-
4 1/2	-	-	35424	-	-	35373‡	-	-	-
5	-	-	35775 ✓+	33305▲+	35757	35789+‡	35457‡§	35800‡	35777‡ §
5 1/2	-	-	-	-	-	35447‡	-	35446‡	-
6	-	-	-	-	35795	35409	35497‡§	35693‡	35692‡ §

‡ Order in Qty. of 10. ▲ Order in Qty. of 25. # Order in Qty. of 50. + Zinc Plated. ✓ Longer U Bolt. § Chrome Plated.

GENERAL  
INFORMATION

PASSENGER  
CAR

LIGHT  
TRUCK

MUFFLER  
SPECS.

OPTIONAL  
MUFFLERS

ACCESSORIES

FOOTNOTES

# ACCESSORIES

## CLAMPS



Size	HEAVY DUTY	STAINLESS STEEL U-CLAMPS
	w/Slotted U-Bolt Holes 11 Gauge Saddle 3/8" U-Bolt	T-304 Stainless Steel 11 Gauge Saddle 3/8" U-Bolt
1 1/2"	32112#	—
1 5/8"	—	—
1 3/4"	32134#	32215‡
1 7/8"	32178#	—
2"	32200#	32216‡
2 1/8"	—	—
2 1/4"	32214#	32217‡
2 1/2"	32212#	32218‡
3"	32300#	32219‡

# Order in Qty. of 50.

‡ Order in Qty. of 10.

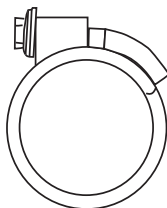


## AccuSeal™ Narrow Band One Bolt Clamp

Size	Aluminized Steel Part No.	430 Bright Stainless Steel Part No.
2 1/4"	36433	36437
2 1/2"	36434	36438
2 3/4"	36460	36461
3"	36435	36439
3 1/2"	36436	36440
4"	35227‡	36441
5"	35228‡	36442

‡ Order in Qty. of 10.

AccuSeal™ is a registered trademark of Torca, Auburn Hills, MI.

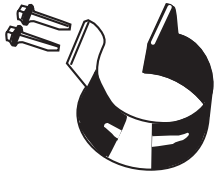


## Heavy Duty 1/4" Wire Ring Clamp Zinc Plated

Size Range	Part No.
2 5/16" to 2 1/2"	35723
2 9/16" to 2 3/4"	35510

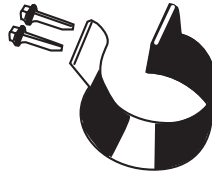


## BAND CLAMPS



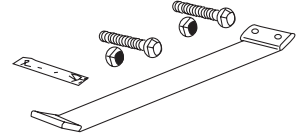
### LAP JOINT

Connects OD to ID Pipes



### BUTT JOINT

Connects OD to OD or ID to ID Pipes

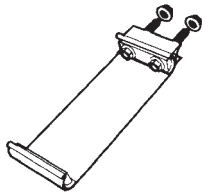


Size	Walker MEGA Clamps	
	Aluminized	Stainless
2	33974‡	33230‡
2¼	33975‡	33231‡
2½	33976‡	33226‡
2¾	33977‡	33227‡
3	33284‡	33272‡
3½	33285‡	33273‡
4	33286‡	33274‡
4	33319‡□	33260‡□
4½	33287‡	33275‡
5	33288‡	33276‡
5	33321‡□	33262‡□
6	33289‡	33277‡

Size	Walker MEGA Clamps	
	Aluminized	Stainless
2	33978‡	33228‡
2¼	33979‡	33229‡
2½	—	33240‡
2¾	36149‡	33241‡
3	33310‡	33278‡
3½	33311‡	33279‡
4	33312‡	33280‡
5	33314‡	33282‡
6	33315‡	33283‡

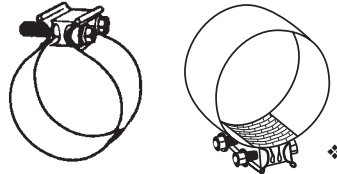
Size	Seal Clamp® Flat Band Clamps	
	Aluminized	Stainless
3	—	35934‡
3½	35291‡	35936‡
4	35292‡	35937‡
5	35293‡	35938‡
6	—	35939‡

Seal Clamp® is a registered trademark of the Donaldson Company.



EASY SEAL®	
Size	Stainless
2	35620‡
2¼	35621‡
2½	35979‡
2¾	35622‡
3	35978‡
3¼	35415‡
3½	35977‡
3¾	35416‡
4	35976‡
4½	35423‡
5	35975‡
6	35980‡

EASY SEAL® is a registered trademark of Torca.



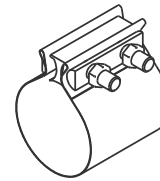
### TORCITE® PREFORMED CLAMPS

Size	Aluminized Lap Joint	Stainless Lap Joint
2½	—	33220‡
3	33967‡	33222‡
3½	33968‡	33223‡
4	33969‡	33224‡
4	33980‡X	33981‡X
5	33970‡	33225‡
5	—	33983‡X
6	—	33271‡X

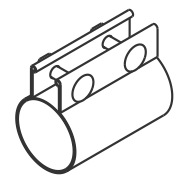
❖ With Fiberglass Gasket.  
Torcite® registered trademark of Torca, Auburn Hills, MI.

### NormaConnect PREFORMED CLAMPS

Size	Stainless Lap Joint
2⅝	36523
2¾	36522
2⅞	36539



Style A




Style B

TORCA COUPLER 409 STAINLESS STEEL		
Style	Size	Stainless Butt Joint
A	2¼	36529
A	2½	36530
A	2¾	36531
A	3	36532
A	3½	36533
B	45mm	36538
B	50mm	36534
B	55mm	36535
B	60mm	36528
B	65mm	36536

# ACCESSORIES

## STRAIGHT TUBING



### Bendable Aluminum Killed Draw Quality (AKDQ) Steel Tubing

OD	Low Carbon								Aluminized									
	7'		7' 6"		10'				7'	7' 6"			10'				13'	
Length	16	14	16	14	17	16	14	13	16	17	16	14	13	17	16	14	13	14
Gauge	0.060"	0.069"	0.060"	0.069"	0.050"	0.060"	0.075"	0.082"	0.060"	0.050"	0.060"	0.069"	0.082"	0.050"	0.060"	0.069"	0.082"	0.069"
Thick.	0.060"	0.069"	0.060"	0.069"	0.050"	0.060"	0.075"	0.082"	0.060"	0.050"	0.060"	0.069"	0.082"	0.050"	0.060"	0.069"	0.082"	0.069"
1½	—	—	47980	—	—	49021	—	—	—	47968	—	—	—	49045	49243	—	—	—
1¾	—	—	47982	—	—	49022	—	—	—	47971	—	—	—	49046	49241	—	—	—
1⅞	—	—	47983	—	—	49023	—	—	—	47969	—	—	—	49057	49242	—	—	—
2	47993	—	47984	47989	49016	49024	49043	—	—	—	47972	—	47960	—	49047	—	49069	—
2¼	—	—	—	47986	49007	—	49025	—	—	—	—	47973	47961	—	—	49048	49068	—
2½	—	47996	—	47987	49008	—	49026	—	—	—	—	47974	47962	—	—	49049	49067	—
2¾	—	—	—	—	49009	—	49040	—	—	—	—	—	—	—	—	49195	—	49050
3	—	—	—	—	—	49010	49041	49066	—	—	—	47963	47967	—	—	49159	49065	49051
3½	—	—	—	—	—	49011	—	—	—	—	—	—	—	—	49098	49160	—	—
4	—	—	—	—	—	49012	—	—	47863	—	—	—	—	—	49099	49161	—	49052
5	—	—	—	—	—	—	—	—	—	—	—	—	—	—	49064	49162	—	—
6	—	—	—	—	—	—	—	—	—	—	—	—	—	—	—	49062	—	—

## BENDABLE TUBING CHART

Tubing Part #	Emboss	OAL (In.)
47960	AK200HA	90
47961	AK214HA	90
47962	AK212HA	90
47963	AK300A	90
47967	AK300HA	90
47968	AK112A	90
47969	AK178A	90
47971	AK134A	90
47972	AK200A	90
47973	AK214A	90
47974	AK212A	90
47980	AK112	90
47982	AK134	90
47983	AK178	90
47984	AK200	90
47986	AK214	90
47987	AK212	90
47989	AK200H	90

Tubing Part #	Emboss	OAL (In.)
47993	AK200	84
47996	AK212	84
49007	AK214	120
49008	AK212	120
49009	AK234	120
49010	AK300	120
49011	AK312	120
49012	AK400	120
49016	AK200	120
49021	AK112	120
49022	AK134	120
49023	AK178	120
49024	AK200	120
49025	AK214	120
49026	AK212	120
49040	AK234	120
49041	AK300	120
49043	AK200H	120

Tubing Part #	Emboss	OAL (In.)
49045	AK112A	120
49046	AK134A	120
49047	AK200A	120
49048	AK214A	120
49049	AK212A	120
49050	AK234A	156
49051	AK300A	156
49052	AK400A	156
49057	AK178A	120
49062	AK600A	120
49064	AK500	120
49065	AK300HA	120
49066	AK300H	120
49067	AK212HA	120
49068	AK214HA	120
49069	AK200HA	120
49098	AK312A	120
49099	AK400A	120

Tubing Part #	Emboss	OAL (In.)
49159	AK300A	120
49160	AK312A	120
49161	AK400A	120
49162	AK500HA	120
49195	AK234A	120
49241	AK134HA	120
49242	AK178HA	120
49243	AK112HA	120

Emboss	Tubing Part #	OAL (In.)
AK112	47980	90
AK112	49021	120
AK112A	47968	90
AK112A	49045	120
AK112HA	49243	120
AK134	47982	90
AK134	49022	120
AK134A	47971	90
AK134A	49046	120
AK134HA	49241	120
AK178	47983	90
AK178	49023	120
AK178A	47969	90
AK178A	49057	120
AK178HA	49242	120
AK200	47993	84
AK200	47984	90

Emboss	Tubing Part #	OAL (In.)
AK200	49016	120
AK200	49024	120
AK200A	47972	90
AK200A	49047	120
AK200H	47989	90
AK200H	49043	120
AK200HA	47960	90
AK200HA	49069	120
AK212	47996	84
AK212	47987	90
AK212	49008	120
AK212	49026	120
AK212A	47974	90
AK212A	49049	120
AK212HA	47962	90
AK212HA	49067	120
AK214	47986	90

Emboss	Tubing Part #	OAL (In.)
AK214	49007	120
AK214	49025	120
AK214A	47973	90
AK214A	49048	120
AK214HA	47961	90
AK214HA	49068	120
AK234	49009	120
AK234	49040	120
AK234A	49050	156
AK234A	49195	120
AK300	49010	120
AK300	49041	120
AK300A	47963	90
AK300A	49159	120
AK300A	49051	156
AK300H	49066	120
AK300HA	47967	90

Emboss	Tubing Part #	OAL (In.)
AK300HA	49065	120
AK312	49011	120
AK312A	49098	120
AK312A	49160	120
AK400	49012	120
AK400A	49099	120
AK400A	49161	120
AK400A	49052	156
AK500A	49064	120
AK500HA	49162	120
AK600A	49062	120

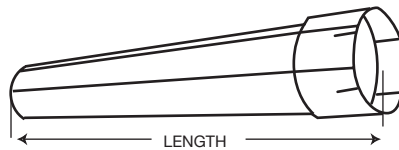
## FLEX TUBING

I.D.	6 FOOT LENGTHS*				10 FOOT LENGTHS*				25 FOOT LENGTHS*			
	Stain.	Alz.	Galv.		Stain.	Alz.	Galv.		Stain.	Alz.	Galv.	
	Standard Thickness	H.D. Thickness	Standard Thickness	H.D. Thickness	Standard Thickness	H.D. Thickness	Standard Thickness	H.D. Thickness	Standard Thickness	H.D. Thickness	Standard Thickness	H.D. Thickness
1	—	—	—	—	—	—	—	—	—	—	40000	—
1¼	—	—	—	—	—	—	—	—	—	—	40001	—
1½	—	—	46971†	—	—	—	—	—	—	—	40002	—
1⅝	—	—	—	—	—	—	—	—	—	—	40013	—
1¾	—	—	46972†	—	—	—	—	—	—	—	40003	—
2	—	—	46973†	—	49060	—	49042	—	—	—	40005	—
2⅛	—	—	56026†	—	—	—	—	—	—	—	—	—
2¼	—	—	46974†	—	49061	—	49074	—	—	—	40006	50006
2½	—	—	46975†	—	49044	—	49075	49078	—	—	40007	40030
2¾	—	—	—	—	—	—	49076	49037	—	—	—	—
3	—	—	—	—	49032	49105	49089	49028	40020	—	40008	40009
3½	—	—	—	—	49033	49106	49090	49029	40021	—	40024	40010
4	46917	46915	46911	46913	49034	49070	49091	49030	40022	50012	40025	40011
5	46918	46916	46912	46914	49035	49071	49092	49031	40023	50013	40026	40012
6	—	—	—	—	49063	—	—	49036	50015	—	50009	50008

\* Fully Extended

† Packed - 6 per carton, individually labeled.

## ALUMINIZED STEEL TUBING



ONE END SWAGED  
& SLOTTED  
OTHER END - O.D.

Size	Part No.	Length
4	49214	10
5	49215	10

GENERAL INFORMATION

PASSENGER CAR

LIGHT TRUCK

MUFFLER SPECS.

OPTIONAL MUFFLERS

ACCESSORIES

FOOTNOTES

# ACCESSORIES

## STANDARD STRAIGHT TUBING Non-Bendable

Length	Low Carbon Steel		
	10'		
Gauge	18	17	15
Thickness	0.042"	0.054"	0.065"
OD			
1½	49002	—	—
1⅝	49003	—	—
1¾	49004	—	—
1⅞	49005	—	—
2	49006	—	—
2⅛	49013	—	—
3¼	—	49058	—
4½	—	49056	—
5	—	—	49015
6	—	49027	—

Comparison of Gauge to Decimal	
Gauge	Decimal
13	0.082
14	0.069/0.075
15	0.065
16	0.055/0.060
17	0.050/0.054
18	0.042

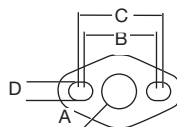
## STAINLESS STEEL STRAIGHT TUBING

OD	Bendable 409 Stainless Steel Tubing		Aluminized Stainless Steel Tubing			
	10'		4'	10'		
Gauge	14	15	17	14	15	17
Thickness	0.071"	0.065"	0.054"	0.071"	0.065"	0.054"
2	—	—	—	—	—	49184
2¼	—	—	—	—	—	49185
2½	—	—	54762	—	—	49186
3	49095	—	54763	—	—	—
3½	49096	—	—	—	—	—
4	49097	—	—	—	—	—
5	—	49263	—	—	—	—

Note: Bending characteristics of stainless steel tubing are substantially different than low carbon steel tubing. Listed below are important factors in successfully bending stainless steel tubing.

1. Wing die (back) pressure may need to be increased to prevent backwall collapse.
2. The tube weld seam should be located 90° from the inside and outside of any severe bends.
3. Wing dies must be in good condition and in alignment throughout the entire bending arc.
4. Bends should be made in one continuous operation at a slow rate of speed.
5. Bends should not be made tighter than two times pipe diameter.
6. Equipment must be in proper operating condition.

## OXYGEN SENSOR GASKET



Gasket No.	A	B	C	D
31564	¾	1½	1¼	¾
31676	1	2⅛	—	¾

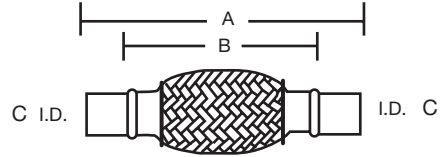
Must be used with 31958 Flange Adapter

# ACCESSORIES

## UNIVERSAL FLEX PIPES WITH BUSHINGS

Used to repair exhaust pipes.  
Features a stainless steel flex portion and aluminized AKDQ expandable bushings.

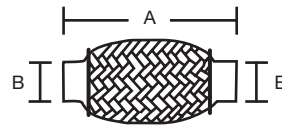
Part No.	A	B	C
51023	8½	4	1¾
41597	10	6	1¾
41452	11	8	1¾
42215	14¼	10¼	1¾
51024	8½	4	2
51025	10½	6	2
52252	12½	8	2
42216	14	10	2
51116	8	4	2¼
51083	10½	6½	2¼
51117	12	8	2¼
51138	10	6	2½



## UNIVERSAL FLEX PIPES WITHOUT BUSHINGS

Used to repair exhaust pipes.  
Features a stainless steel flex portion for welded applications.

Part No.	A	B
41791	4	1¾
41792	6	1¾
41793	8	1¾
51139	10	1¾
51015	4	2
51021	6	2
51022	8	2
51082	10	2
51111	4	2¼
51115	6	2¼
51110	8	2¼
51140	10	2¼
51143	4	2½
51109	6	2½
51108	8	2½
51107	6	3



**36339**



**Threaded Adapter Nut**

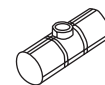
Welds to Exhaust Pipe for installing  
Replacement Oxygen Sensors  
Order in Qty. of 10.

**35299**



**Plug**

Used for HEGO Connector  
when oxygen sensor not required.



Product Description	2¼" DIA.	2½" DIA.
Univ. Oxygen Sensor Pipe ID-ID 6" OAL	<b>41820</b>	<b>41821</b>

GENERAL  
INFORMATION

PASSENGER  
CAR

LIGHT  
TRUCK

MUFFLER  
SPECS.

OPTIONAL  
MUFFLERS

ACCESSORIES

FOOTNOTES

# ACCESSORIES

## UNIVERSAL Y-CONNECTOR PIPE

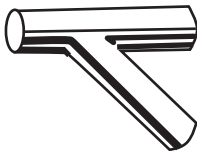
Made of aluminized AKDQ expandable material.



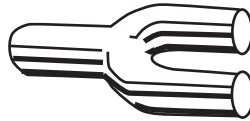
41710 - Overall length 12"

## UNIVERSAL Y-CONNECTORS

Made of AKDQ expandable material.



45°



180°



180°

Part No.	Size	Part No.	Size	Part No.	Size
41355	2 1/4" O.D.	41356	1 7/8" O.D.	41357	1 7/8" O.D. x 1 5/8" O.D.

## CHRYSLER HANGER PART NO. 35741

The following illustrations show how to replace the O.E. clamp/hanger on various Chrysler applications.

### Applications:

#### Chrysler

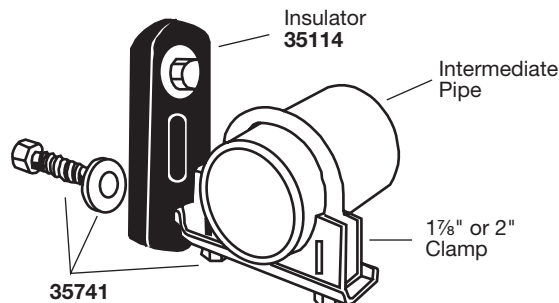
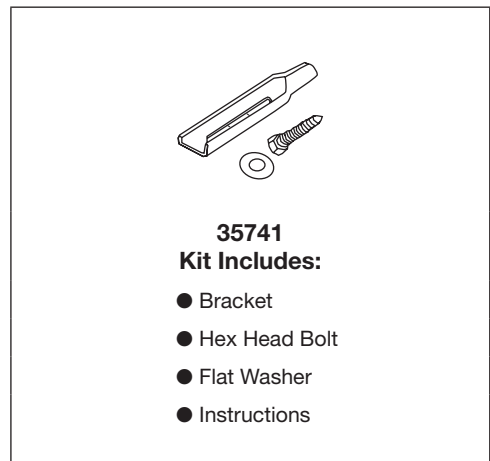
1985 - 1983 New Yorker  
 1984 - 1983 E-Class  
 1985 - 1984 Laser  
 1985 - 1982 LeBaron

#### Dodge

1986 - 1983 600  
 1985 - 1981 Aries-400  
 1985 - 1984 Daytona  
 1985 Lancer  
 1990 - 1981 Omni-024-Charger

#### Plymouth

1985 Caravelle  
 1990 - 1981 Horizon-TC3-Turismo  
 1985 - 1981 Reliant

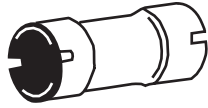


# ACCESSORIES

## CONNECTORS – REDUCERS

### I.D.-I.D. CONNECTOR


Connects O.D. Pipes and/or tubing of the same size.



Part No.	I.D. - I.D.	Lgth.
41919	1½-1½	4
41921	1⅝-1⅝	4
41926	1¾-1¾	4
41933	1⅞-1⅞	4
41940	2-2	4
41948	2⅛-2⅛	4
41951	2¼-2¼	4
41957	2½-2½	4
41967	2¾-2¾	4
41812	3-3	4
41892	3-3	6
41893	3½-3½	6
51064	4-4	4
41895	4-4	8
41899	5-5	8
41557	6-6	8

### O.D.-O.D. CONNECTOR


Connects I.D. Pipes and/or tubing of the same size. Also used on manifold outlet.



Part No.	O.D. - O.D.	Lgth.
41945	2-2	4½
41964	2½-2½	4½
41971	3-3	6
41979	3½-3½	6
41987	4-4	8
41992	5-5	8

### I.D.-O.D. CONNECTOR

Connects O.D. & I.D. pipes and/or tubing of the same size



Part No.	I.D. - O.D.	Lgth.
41810	1½-1½	4
41920	1½-1½	12
41882	1¾-1¾	5
41931	1¾-1¾	12
41759	1⅞-1⅞	4
41944	2-2	4½
41902	2-2	10
41947	2-2	12
51126	2⅛-2⅛	4½
41954	2¼-2¼	4½
41956	2¼-2¼	12
41965	2½-2½	4½
41966	2½-2½	12
42596	2½-2½	18
41811	3-3	4
41970	3-3	6
41976	3-3	12
42606	3-3	18
41978	3½-3½	6
41983	3½-3½	12
42127	3½-3½	18
41896	4-4	8
42891	4-4	18
42531	4-4	24
41897	5-5	8
42126	5-5	18
42530	5-5	24
41889	6-6	8

### REDUCING BUSHING

Reduces the I.D. of a muffler inlet or outlet without increasing the muffler overall length.



Part No.	O.D. - I.D.
36275	1½-1⅝
35253†	2-1⅞
35254†	2⅞-2

† Order in Qty. of 6

GENERAL INFORMATION

PASSENGER CAR

LIGHT TRUCK

MUFFLER SPECS.

OPTIONAL MUFFLERS

ACCESSORIES


FOOTNOTES

# ACCESSORIES

## CONNECTORS – REDUCERS

### I.D.-I.D. REDUCER


Reduces O.D. Pipe and/or tubing of different size.



Part No.	I.D. - I.D.	Lgth.
41922	1 $\frac{5}{8}$ -1 $\frac{1}{2}$	4 $\frac{1}{2}$
41927	1 $\frac{3}{4}$ -1 $\frac{1}{2}$	4 $\frac{1}{2}$
41929	1 $\frac{3}{4}$ -1 $\frac{5}{8}$	4 $\frac{1}{2}$
41934	1 $\frac{7}{8}$ -1 $\frac{3}{4}$	4 $\frac{1}{2}$
41886	2-1 $\frac{1}{2}$	4
41941	2-1 $\frac{3}{4}$	4 $\frac{1}{2}$
41943	2-1 $\frac{7}{8}$	4 $\frac{1}{2}$
41952	2 $\frac{1}{4}$ -2	4 $\frac{1}{2}$
41958	2 $\frac{1}{2}$ -2	4 $\frac{1}{2}$
41961	2 $\frac{1}{2}$ -2 $\frac{1}{4}$	4 $\frac{1}{2}$
41973	3-2 $\frac{1}{2}$	6
41687	3-2 $\frac{3}{4}$	6
41981	3 $\frac{1}{2}$ -3	6
41989	4-3	6
41894	4-3 $\frac{1}{2}$	6
41898	5-4	8
41879	5-4 $\frac{1}{2}$	6
41998	6-5	6

### I.D.-O.D. REDUCER


Reduces larger O.D. pipe and/or tubing to smaller I.D. pipe. Also used as muffler bushing or manifold outlet.



Part No.	I.D. - O.D.	Lgth.
41855	1 $\frac{1}{2}$ -1 $\frac{3}{8}$	4
41923	1 $\frac{5}{8}$ -1 $\frac{1}{2}$	4 $\frac{1}{2}$
41928	1 $\frac{3}{4}$ -1 $\frac{1}{2}$	4 $\frac{1}{2}$
41930	1 $\frac{3}{4}$ -1 $\frac{5}{8}$	4 $\frac{1}{2}$
41932	1 $\frac{7}{8}$ -1 $\frac{3}{4}$	2 $\frac{5}{8}$
41939	2-1 $\frac{3}{4}$	2 $\frac{5}{8}$
41942	2-1 $\frac{7}{8}$	4 $\frac{1}{2}$
41949	2 $\frac{1}{8}$ -2	4 $\frac{1}{2}$
41888	2 $\frac{1}{4}$ -1 $\frac{7}{8}$	4
41955	2 $\frac{1}{4}$ -2	4 $\frac{1}{2}$
41854	2 $\frac{1}{4}$ -2 $\frac{1}{8}$	4
41959	2 $\frac{1}{2}$ -2	4 $\frac{1}{2}$
51065	2 $\frac{1}{2}$ -2 $\frac{21}{32}$	4
41962	2 $\frac{1}{2}$ -2 $\frac{1}{4}$	4 $\frac{1}{2}$
41999	2 $\frac{3}{4}$ -2 $\frac{1}{2}$	8
41974	3-2 $\frac{1}{2}$	6
41982	3 $\frac{1}{2}$ -3	6
41563	4-3	6
41984	4-3 $\frac{1}{2}$	6
41909	5-4	6
41997	6-5	6

### O.D.-O.D. REDUCER

Reduces I.D. pipe and/or tubing of different sizes.



Part No.	O.D. - O.D.	Lgth.
41908	2-1 $\frac{7}{8}$	5 $\frac{1}{4}$
41937	2-1 $\frac{13}{16}$	4 $\frac{1}{2}$
41700	2 $\frac{1}{4}$ -2	4 $\frac{1}{2}$
41917	2 $\frac{1}{2}$ -2	4 $\frac{1}{2}$
41918	2 $\frac{1}{2}$ -2 $\frac{1}{4}$	4 $\frac{1}{2}$
41890	4-3	8
41891	5-4	8
41845	5-4 $\frac{1}{2}$	6
41844	6-4	6
41515	6-5	8

### O.D.-I.D. REDUCER

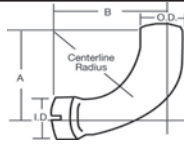
Reduces larger I.D. pipe and/or tubing to smaller O.D. pipe. Also used as muffler bushing or manifold outlet.



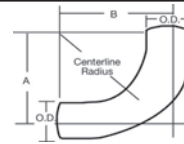
Part No.	O.D. - I.D.	Lgth.
41883	1 $\frac{1}{2}$ -1 $\frac{3}{8}$	4
41924	1 $\frac{5}{8}$ -1 $\frac{1}{2}$	4 $\frac{1}{2}$
41925	1 $\frac{3}{4}$ -1 $\frac{5}{8}$	2 $\frac{5}{8}$
41885	1 $\frac{7}{8}$ -1 $\frac{1}{2}$	4 $\frac{1}{2}$
41935	1 $\frac{7}{8}$ -1 $\frac{3}{4}$	4 $\frac{1}{2}$
41946	2-1 $\frac{3}{4}$	5 $\frac{3}{8}$
51127	2-1 $\frac{7}{8}$	4 $\frac{1}{2}$
41950	2 $\frac{1}{8}$ -2	4 $\frac{1}{2}$
41400	2 $\frac{1}{4}$ -1 $\frac{3}{4}$	4 $\frac{1}{2}$
41953	2 $\frac{1}{4}$ -2	4 $\frac{1}{2}$
41960	2 $\frac{1}{2}$ -2	4 $\frac{1}{2}$
41963	2 $\frac{1}{2}$ -2 $\frac{1}{4}$	4 $\frac{1}{2}$
41968	2 $\frac{3}{4}$ -2 $\frac{1}{2}$	4 $\frac{1}{2}$
41972	3-2 $\frac{1}{2}$	6
41975	3-2 $\frac{3}{4}$	6
41980	3 $\frac{1}{2}$ -3	6
41988	4-3	6
41991	4-3 $\frac{1}{2}$	6
41994	5-4	6
41786	5-4 $\frac{1}{2}$	6
41514	6-5	8



# ACCESSORIES



## 90° ELBOWS



Style ID-OD					
Dia.	Centerline Length A-B	Rad.	ALZ.	Chrome	Stain-less
1½	6¾-6¾	4	41231	-	-
1¾	6¾-6¾	4	41000	-	-
1⅞	6¾-6¾	4	41230	-	-
2	6¾-6¾	4	41001	-	-
	7⅞-6¾	4	41154	-	-
	9-9	4½	41558+	-	-
2¼	6-6	4	41098+	-	-
2½	6¼-6¼	4	41002	-	-
	12-12	5	41441	-	-
2¾	6¾-6¾	5	41099	-	-
	12-12	5	41442+	-	-
3	8-8	6	41365+	-	-
	10-12	5	41535+	-	-
	12-12	5	41534+	-	-
	14-14	8	42759+	-	-
3½	14-14	6	42445+	-	-
	6½-6½	3½	41633+	-	-
	10¼-10¼	5	41768	-	-
4	9-9	7	41366+	-	-
	16-16	5	42185+	-	-
	6-6	4	41630+	-	-
	8½-13	5	42085	-	-
	10-10	5	41378+	-	-
	10-10	8	41367+	-	-
	12-12	6	41472	29109	-
	15-9	4	52415+	-	-
	16-16	8	53094+	-	52059
18-18	8	42937+	-	-	
25-32	8	43168+	-	-	
4½	13-13	6	42356+	-	-
5	8½-8½	6	41769	-	-
	9½-9½	5½	42763+	29108+	-
	11½-26¾	5½	43613	-	-
	12-12	6	41532+	29210+	-
	15-15	5½	42272+	-	-
	15-15	8	42858+	-	-
	16½-16½	10	43348+	-	-
	18-18	10	42938+	-	-
6	32-25	8	43438+	-	-
	12-12	10	52058	-	-
	15-15	10	42944+	-	-
26-26	10	44569+	-	-	

Style OD-OD				
Dia.	Centerline Length A-B	Rad.	ALZ	Chrome
2	9-9	4½	41631+	-
2¼	12-12	5	41762	-
2½	12-12	5	41432+	-
2¾	12-12	5	41433+	-
3	3-3	3	41221+	-
	6-6	3	41685+	-
	7-7	3	41536+	-
	8-16	5	52569+	-
	10-10	6	41434+	-
3½	14-14	8	42344+	-
	3½-3½	3½	41222+	-
	6-6	3½	41537+	-
	6½-6½	3½	41637+	-
4	12-12	7	41435	-
	16-16	8	42288+	-
	4-4	4	41223+	-
	7-7	5	41256+	-
	8-5	4	41778+	-
	8-8	4	41474+	-
	8¼-10½	4	52138+	-
	9-16	5	42936+	-
	10-10	5	51060+	-
	10-10	6	52119+	29127
5	10-13½	6	42407+	-
	12-12	5	41638+	-
	12-12	6	41473+	-
	16-16	8	43698+	-
	18-18	8	42857	-
	22½-30	8	44112+	-
	5-5	5½	41224+	-
	7½-13½	5½	42253+	-
	8-9	5	52375+	-
	8½-8½	6	41538+	-
	8½-11	6	52429+X	-
	8¾-14¼	5½	42186	-
	9-11½	5½	53095	-
6	9½-9½	6	41832+	-
	10-16	6	42147+	-
	11-9	6	51057+	-
	11-16	5½	42125+	-
	12-12	6	41436+	-
	15-15	5½	42274+	-
	12-12	8	-	29121+
	15-15	8	42939+	-
	17½-17½	10	43699+	-
	18-18	10	42940+	-
6	6½-6½	6½	41583+	-
	10-10	10	41559+	-
	12-12	10	41560+	-
15-15	10	42562+	-	

GENERAL INFORMATION

PASSENGER CAR

LIGHT TRUCK

MUFFLER SPECS.

OPTIONAL MUFFLERS

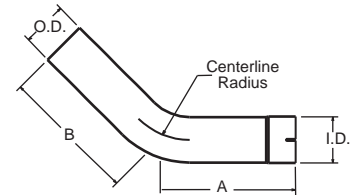
ACCESSORIES

FOOTNOTES

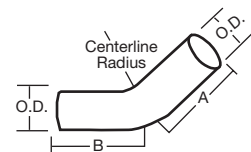
# ACCESSORIES

## 45° ELBOWS

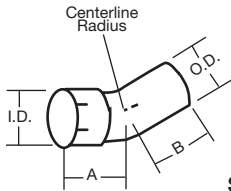
Style ID-OD				
Diameter	Length A-B	Radius	ALZ. Part No.	Chrome Part No.
1½	6-6	4	41733	-
1¾	6-6	4	41734	-
1⅞	6-6	4	41735	-
2	6-6	4	41187	-
2¼	6-6	4½	41188	-
2½	6-6	4	41437+	-
		5	41189	-
2¾	6-6	5	41439	-
3	7-7	6	42760+	-
3½	8-8	7	42761+	-
4	5-5	4	41639+	-
	6-6	6	41686+	-
	9 <sup>5</sup> / <sub>16</sub> -9 <sup>5</sup> / <sub>16</sub>	8	42758+	-
	12-12	6	42246+	-
5	6-6	5½	41640+	-
	7-7	8	42355+	-
	8-8	10	41477+	-
	12-12	8	42855+	-
	12-12	10	42453+	-
	15-15	8	53042+	-



Style OD-OD				
Diameter	Length A-B	Radius	ALZ. Part No.	Chrome Part No.
2½	6-6	4	41438+	-
2¾	6-6	5	41440	-
3	4-4	3	41641+	-
	7-7	6	41428+	-
	8-16	5	52567+	-
3½	8-8	7	41429+	-
	8-16	5	52568+	-
4	6-6	6	41632+	-
	8-8	5	41430+	-
	8-8	8	41475+	-
	12-12	6	42247+	-
	12-18	6	53935+	-
	5	8 - 13	6	52406+
8-8		5½	41612+	-
8-8		8	41431+	-
8-8		10	41476+	-
15-15		8	42249+	-
6	7-7	10	52134+	-

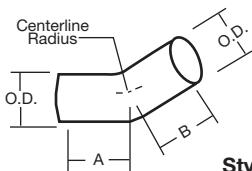


## MISCELLANEOUS ELBOWS



Style ID-OD

Style ID-OD						
Diameter	Bend Angle	Style	Length A-B	Radius	ALZ. Part No.	Chrome Part No.
1½	20	ID-OD	6-6	4	41813	-
1¾	20	ID-OD	6-6	4	41814	-
2	20	ID-OD	6-6	4	41816	-
2¼	20	ID-OD	6-6	4	41817	-
3½	30	ID-OD	4-4	5	41618+	-
	60	ID-OD	8-8	5	41626+	-
4	30	ID-OD	4 - 4	5	41619+	-
	30	ID-OD	5 - 4	6	51049+	-
	60	ID-OD	8 - 8	5	41627+	-
	85	ID-OD	20 - 13	6	52393+	-
5	30	ID-OD	4 - 4	6	41620+	-
	30	ID-OD	5 - 5	6	51050+	-
	35	ID-OD	7 - 4	6	51046+	-
	60	ID-OD	8 - 8	6	41628+	-
	70	ID-OD	7½ - 11	8	42252+	-



Style OD-OD

Style OD-OD						
Diameter	Bend Angle	Style	Length A-B	Radius	ALZ. Part No.	Chrome Part No.
3	15	OD-OD	6-6	5	51118	-
	30	OD-OD	6-6	5	51119+	-
	60	OD-OD	6-6	5	51125+	-
3½	30	OD-OD	4-4	5	41614	-
	60	OD-OD	8-8	5	41622+	-
4	15	OD-OD	2 - 2	8	41204+	-
	30	OD-OD	4 - 4	5	41615+	-
	60	OD-OD	8 - 8	5	41623+	-
	80	OD-OD	8 - 13	5	52391+	-
	92	OD-OD	13 - 12	6	52414+	-
5	15	OD-OD	4 - 4	8	41217+	-
	28	OD-OD	26 - 11	8	53594+	-
	30	OD-OD	4 - 4	6	41616+	-
	60	OD-OD	8 - 8	6	41624+	-
	67	OD-OD	7½ - 11	8	42856+	29209+

GENERAL INFORMATION

PASSENGER CAR

LIGHT TRUCK

MUFFLER SPECS.

OPTIONAL MUFFLERS

ACCESSORIES

FOOTNOTES

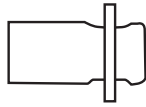
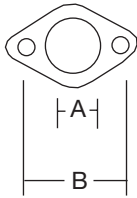
# ACCESSORIES

## EXTENSION PIPES, RESONATOR SUB PIPES, TAIL SPOUTS

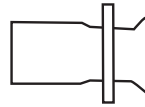
Product Description	1½" Dia.	1⅝" Dia.	1¾" Dia.	1⅞" Dia.	2" Dia.	2⅛" Dia.	2¼" Dia.	2½" Dia.
Extension Pipe ID-OD 12" OAL	41920	—	41931	—	41947	—	41956	41966
Extension Pipe ID-OD 18" OAL	—	—	—	52003	52004	—	52005	42596
Extension Pipe ID-OD 26" OAL	52007	—	52008	52009	52010	52013	52011	52012
Sub Pipe ID-ID 18" OAL	—	—	—	—	52014	—	52015	52016
Tail Spout ID One End 12" OAL	41784	—	41807	—	42536	41808	52018	41809

## APAPTERS

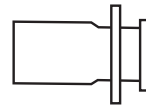
8" Overall Length with Inlet Flange



Male Ball



Female Ball

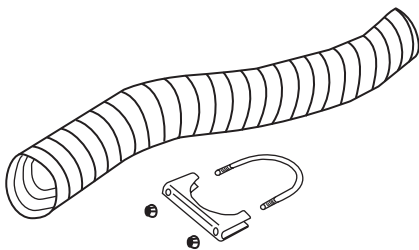


Flat Ball

A	B	Male Ball	Female Ball	Flat Ball
2"	3⅞"	—	41724	41727
2¼"	4¼"	41722	41725	—
2½"	4¼"	41723	41726	—

## EXHAUST REPAIR KIT

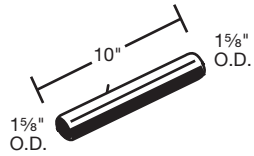
18" Galvanized Flex Tubing with Clamp



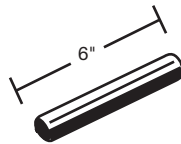
PART NO.	I.D.
36319	1½"
36320	1¾"
36321	1⅞"
36322	2"
36323	2⅛"
36324	2¼"
36325	2⅜"
36326	2½"
36541	3"

# ACCESSORIES

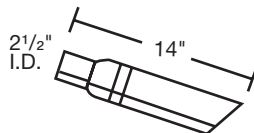
## CHROME TAIL SPOUTS Individually Cartonized



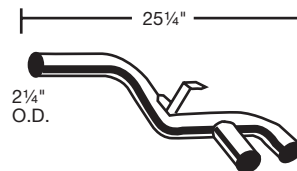
**35100\***  
1974-55 VW Beetle



**35594** (Fits 1 3/8" - 1 1/2" O.D. Pipes)  
**35595** (Fits 1 5/8" - 1 3/4" O.D. Pipes)  
**35596** (Fits 1 7/8" - 2" O.D. Pipes)  
Universal Import Spouts



**35851**  
Dodge V-10 Pickup



**43821, 43822**  
1981-80 Pontiac Firebird  
1981-80 Chevrolet Camaro

\* Two per car.

GENERAL  
INFORMATION

PASSENGER  
CAR

LIGHT  
TRUCK

MUFFLER  
SPECS.

OPTIONAL  
MUFFLERS

ACCESSORIES

FOOTNOTES

# ACCESSORIES

## CHROME TAIL SPOUTS Bulk Cartonized

### ANGLE CUT



Part No.	Size	Fits	Qty./ Carton
35837	2 $\frac{1}{8}$ " x 9"	2"	12
35838	2 $\frac{3}{8}$ " x 9"	2 $\frac{1}{4}$ "	12
35833	2 $\frac{1}{2}$ " x 18"	2"	12
35834	3" x 16"	2"	12
35836	3 $\frac{1}{2}$ " x 22"	2"	6
35986	3 $\frac{1}{2}$ " x 12"	3" O.D.	6
35981	3 $\frac{1}{2}$ " x 18"	2" O.D.	6

### CURVE DOWN



Part No.	Size	Fits	Qty./ Carton
35846	2 $\frac{1}{8}$ " x 9"	2"	12
35847	2 $\frac{3}{8}$ " x 9"	2 $\frac{1}{4}$ "	12

### PENCIL CUT



Part No.	Size	Fits	Qty./ Carton
35840	1 $\frac{3}{4}$ " x 9"	1 $\frac{5}{8}$ "	12
35842	2 $\frac{1}{8}$ " x 9"	2"	12
35843	2 $\frac{3}{8}$ " x 9"	2 $\frac{1}{4}$ "	12
35956	2 $\frac{5}{8}$ " x 9"	2 $\frac{1}{2}$ "	12
35156	3 $\frac{1}{2}$ " x 12"	3" O.D.	6

### CHEVELLE



Part No.	Size	Fits	Qty./ Carton
35859	2 $\frac{1}{8}$ " x 9"	2"	12

# ACCESSORIES

## ALUMINIZED TAIL SPOUTS



Style A (OD)

Dia. (OD)	Style	Overall Length	Part No.
2	A	9	41013
2	A	9½	41422
2	A	12	41134
2¼	A	11	41206
2¼	A	12	41245
2½	A	10	41094
2½	A	24	42534
2¾	A	12	41233
3	A	12	41095+
4	A	12	41097+
4	A	18	42129+
5	A	18	42130
5	A	24	42543
6	A	20	42594

+ Mandrel Bent.

Style B (ID)

Dia. (ID)	Style	Overall Length	Part No.
1½	B	12	41784
1¾	B	6	41126
1¾	B	12	41807
1⅞	B	12	41299
2	B	12	42536
2⅛	B	10	41062
2⅛	B	12	41808
2¼	B	30	52181
2½	B	12	41809
2½	B	30	52182
3	B	12	42448+
3½	B	12	42449+
4	B	12	42447+
5	B	20	42377
6	B	20	42128

GENERAL INFORMATION

PASSENGER CAR

LIGHT TRUCK

MUFFLER SPECS.

OPTIONAL MUFFLERS

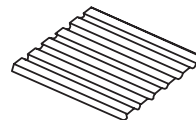
ACCESSORIES

FOOTNOTES

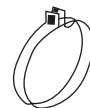
## UNIVERSAL HEAT SHIELDS & STRAPS

Two popular sizes replace most O.E. Style Heat Shields.

Part No.	Width	Lengths	Requires Strap No.
35567	8⅞	18	35564
35569	8⅞	14	35564



35567  
35569



35564

# ACCESSORIES

## FLANGE IDENTIFICATION CHARTS

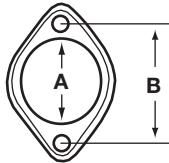


Figure 1

Flange No.	A	B	Type
31800 <sup>4</sup>	2 <sup>1</sup> / <sub>16</sub>	3	Stamped
31801	2 <sup>5</sup> / <sub>16</sub>	3 <sup>1</sup> / <sub>4</sub>	Formed
31802 <sup>1</sup>	2 <sup>1</sup> / <sub>8</sub>	3 <sup>1</sup> / <sub>8</sub>	Formed
31805	1 <sup>13</sup> / <sub>16</sub>	3	Formed
31806	2 <sup>1</sup> / <sub>16</sub>	3 <sup>1</sup> / <sub>8</sub>	Formed
31807	1 <sup>11</sup> / <sub>16</sub>	2 <sup>11</sup> / <sub>16</sub>	Stamped
31808 <sup>2</sup>	2 <sup>1</sup> / <sub>8</sub>	3 <sup>1</sup> / <sub>8</sub>	Stamped
31851 <sup>3</sup>	2 <sup>1</sup> / <sub>8</sub>	3 <sup>1</sup> / <sub>8</sub>	Formed
31853	2 <sup>3</sup> / <sub>4</sub>	4 <sup>1</sup> / <sub>16</sub>	Formed
31854	2 <sup>1</sup> / <sub>4</sub>	3 <sup>5</sup> / <sub>8</sub>	Formed
31855	2 <sup>1</sup> / <sub>2</sub>	3 <sup>7</sup> / <sub>8</sub>	Formed
31859	2 <sup>13</sup> / <sub>32</sub>	3 <sup>3</sup> / <sub>4</sub>	Formed
31860	2 <sup>1</sup> / <sub>8</sub>	3 <sup>13</sup> / <sub>32</sub>	Formed
31862 <sup>6</sup>	2 <sup>3</sup> / <sub>8</sub>	3 <sup>11</sup> / <sub>16</sub>	Formed
31864	2 <sup>5</sup> / <sub>16</sub>	3 <sup>9</sup> / <sub>16</sub>	Formed
31865	2 <sup>11</sup> / <sub>16</sub>	3 <sup>3</sup> / <sub>4</sub>	Formed
31867	2 <sup>3</sup> / <sub>32</sub>	3 <sup>25</sup> / <sub>32</sub>	Formed
31880	2	2 <sup>15</sup> / <sub>16</sub> ‡	Stamped
31882	2 <sup>7</sup> / <sub>16</sub>	3 <sup>25</sup> / <sub>32</sub>	Formed
31885	2 <sup>5</sup> / <sub>16</sub>	4	Formed
31886	2 <sup>3</sup> / <sub>8</sub>	4#	Stamped
31887	2 <sup>19</sup> / <sub>32</sub>	3 <sup>3</sup> / <sub>4</sub>	Formed
31890	2 <sup>1</sup> / <sub>8</sub>	3 <sup>3</sup> / <sub>4</sub>	Formed
31896	2 <sup>9</sup> / <sub>16</sub>	4	Formed
31897	2 <sup>3</sup> / <sub>32</sub>	3 <sup>1</sup> / <sub>2</sub> #	Stamped
31899	1 <sup>13</sup> / <sub>16</sub>	3 <sup>5</sup> / <sub>32</sub>	Formed
31905	2 <sup>1</sup> / <sub>8</sub>	4 <sup>1</sup> / <sub>4</sub>	Formed
31918	2 <sup>1</sup> / <sub>8</sub>	3 <sup>7</sup> / <sub>16</sub>	Stamped
31921	2 <sup>1</sup> / <sub>16</sub>	3	Stamped
31926	1 <sup>7</sup> / <sub>8</sub>	3	Stamped
31928	2 <sup>21</sup> / <sub>32</sub>	4 <sup>25</sup> / <sub>32</sub>	Formed
31930	2 <sup>3</sup> / <sub>4</sub>	4 <sup>1</sup> / <sub>8</sub> #	Stamped
31934	2 <sup>1</sup> / <sub>4</sub>	3 <sup>1</sup> / <sub>2</sub> ‡	Stamped
31937	2 <sup>5</sup> / <sub>32</sub>	3 <sup>1</sup> / <sub>2</sub>	Stamped
31942	3 <sup>3</sup> / <sub>32</sub>	4 <sup>1</sup> / <sub>4</sub>	Formed
31943†	2 <sup>5</sup> / <sub>16</sub>	4 <sup>1</sup> / <sub>8</sub>	Formed
31944†	2 <sup>1</sup> / <sub>2</sub>	4 <sup>1</sup> / <sub>4</sub>	Stamped
31961	2 <sup>3</sup> / <sub>8</sub>	3 <sup>7</sup> / <sub>8</sub>	Formed
31964	2 <sup>1</sup> / <sub>4</sub>	3 <sup>1</sup> / <sub>4</sub>	Formed

- 1 .12 Material Thickness.
- 2 .38 Material Thickness.
- 3 .15 Material Thickness.
- 4 .45 Material Thickness.

- 6 <sup>7</sup>/<sub>8</sub>" Bolt Holes.
- # Slotted Bolt Holes.
- ‡ Two Slotted Bolt Holes.
- † Individually Boxed.

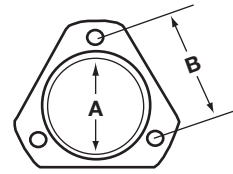


Figure 2

Flange No.	A	B	Type
31803	2 <sup>1</sup> / <sub>8</sub>	2 <sup>3</sup> / <sub>4</sub>	Formed
31850	2 <sup>3</sup> / <sub>8</sub>	3	Formed
31866	2 <sup>23</sup> / <sub>32</sub>	3 <sup>1</sup> / <sub>8</sub>	Formed
31875	2 <sup>7</sup> / <sub>16</sub>	3 <sup>11</sup> / <sub>16</sub>	Formed
31877	2	2 <sup>13</sup> / <sub>16</sub> #	Stamped
31883	2 <sup>5</sup> / <sub>8</sub>	3 <sup>1</sup> / <sub>16</sub>	Formed
31891	2 <sup>1</sup> / <sub>8</sub>	2 <sup>5</sup> / <sub>8</sub>	Stamped
31900	2 <sup>1</sup> / <sub>2</sub>	3 <sup>1</sup> / <sub>8</sub>	Stamped
31923	2 <sup>11</sup> / <sub>16</sub>	3	Stamped
31927	1 <sup>7</sup> / <sub>8</sub>	2 <sup>11</sup> / <sub>16</sub>	Formed
31940	2 <sup>1</sup> / <sub>4</sub>	2 <sup>23</sup> / <sub>32</sub>	Stamped
31952	2 <sup>5</sup> / <sub>8</sub>	3 <sup>1</sup> / <sub>4</sub>	Stamped
31965	2	2 <sup>13</sup> / <sub>16</sub> †	Stamped

† Individually Boxed. # Slotted Bolt Holes.

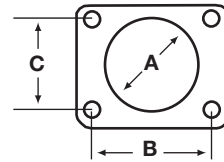


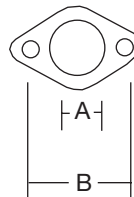
Figure 3

Flange No.	A	B	C	Type
31914	2 <sup>3</sup> / <sub>8</sub>	2 <sup>13</sup> / <sub>16</sub> #	2 <sup>15</sup> / <sub>32</sub>	Stamped

# Slotted Bolt Holes.

## UNIVERSAL FLANGES

Slotted  
2 - Bolt Holes  
10/carton



Part No.	A	B
31878 -	2 <sup>1</sup> / <sub>2</sub> "	4"
31879 -	2 <sup>1</sup> / <sub>4</sub> "	4"
31880 -	2"	3 <sup>1</sup> / <sub>8</sub> "
31881 -	1 <sup>3</sup> / <sub>4</sub> "	3 <sup>1</sup> / <sub>8</sub> "
31924 -	2 <sup>3</sup> / <sub>8</sub> "	3 <sup>1</sup> / <sub>8</sub> "
31946 -	2"	3 <sup>3</sup> / <sub>4</sub> "
31947 -	2 <sup>1</sup> / <sub>8</sub> "	3 <sup>1</sup> / <sub>2</sub> "

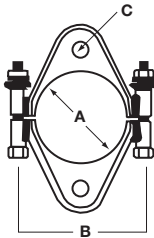
3 - Bolt Holes  
10/carton



31876 -	2 <sup>1</sup> / <sub>4</sub> " Dia.
31877 -	2" Dia. Slotted
31919 -	2 <sup>1</sup> / <sub>2</sub> " Dia.



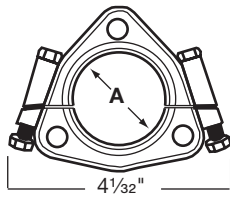
## GENERAL MOTORS UNIVERSAL SPLIT FLANGE



Flange No.	A	B	C
36130	2½	3 <sup>11</sup> / <sub>32</sub>	7/8
36131	2¼	3 <sup>27</sup> / <sub>64</sub>	7/16 X 37/64§
36132	2	3 <sup>1</sup> / <sub>16</sub>	7/16 X 37/64§

§ Oblong Holes

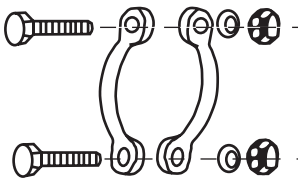
## VOLKSWAGEN - AUDI SPLIT FLANGE



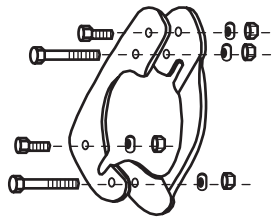
Flange No.	A
36133	2 <sup>7</sup> / <sub>16</sub>
36134	1 <sup>7</sup> / <sub>8</sub>

## SPLIT CONVERTER FLANGE

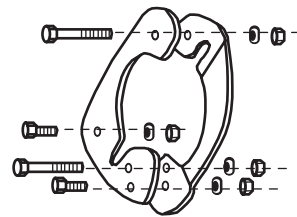
Split design allows the old worn-out flange to be replaced without damaging or cutting the catalytic converter. Low installation time - no welding required. Provides solid support for the entire exhaust system. Five popular sizes.



**31871** (2½" - 2½")  
**31884** (1¾" - 2")  
**31966** (2" - 2¼")



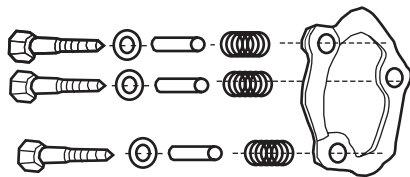
**31901**  
 (1986-80 General Motors)



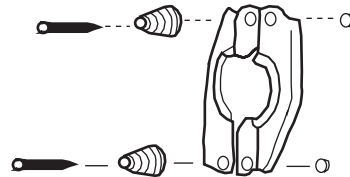
**31925**  
 (1987-82 General Motors)

## SPLIT EXHAUST PIPE FLANGES

Split design allows the burned out flange to be replaced without removing the exhaust pipe. Saves installation time.

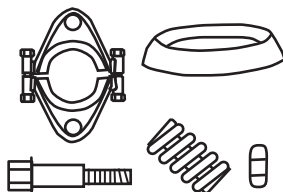


**31902** (2½")  
 (1987-75 General Motors)



**31953** (1¾")  
 (Chrysler w/o Turbo)

## FLANGE MOUNTING KIT



**36128** 1994-89 Taurus SHO, 3.0L  
 1994-86 Taurus, 3.0L  
 1994-91 Taurus Police Sedan, 3.8L  
 1994-86 Sable, 3.0L

**35455** 1985-83 Escort, Lynx, 1.6L  
 1990-85 Escort, Lynx, 1.9L  
 1990-86 Sable, Taurus, 2.5L  
 1991-82 Tempo, Topaz, 2.3L

GENERAL INFORMATION

PASSENGER CAR

LIGHT TRUCK

MUFFLER SPECS.

OPTIONAL MUFFLERS

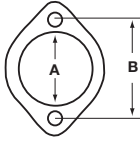
ACCESSORIES

FOOTNOTES

# ACCESSORIES

## GASKET IDENTIFICATION CHARTS

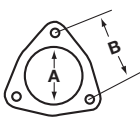
Figure 1



Gasket No.	A	B
31301	2 1/8	2 7/8
31307†	2 1/4	3 1/2
31309	1 7/8	3
31310	2	3 1/2
31311	2 7/16	3 29/32
31313	2 1/16	3 3/8
31335	2	2 23/32
31336†	2 1/8	3 1/2*
31337	2 1/2	4
31356	1 1/2	2 13/16
31367†	2	3 3/16
31386	2 1/4	3 1/2*
31388	2	3 1/32
31512	2 5/8	4 1/4
31532	2 3/8	4 5/16
31534	2 1/8	3 5/8
31537	2 3/8	3 5/8
31540	2 15/32	4 1/8
31547	2 7/16	3 17/32
31560	2 1/16	4 5/16
31564	3/4	1 1/2*
31574	3 1/32	5 5/32
31578	2 25/64	4 9/64
31605	2 13/16	5 5/32
31632	2 1/8	4
31640	2 41/64	4 1/16
31652	2 5/8	4 15/16
31671	1 5/8	2 7/8
31676	1	2 1/8

† Shipped in lots of 10 - Std. Carton.  
\* Slotted Bolt Holes

Figure 2



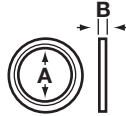
Gasket No.	A	B
31305	2 9/32	2 3/4
31312	2 7/16	2 3/4
31327	1 7/8	2 5/8
31342	2 1/4	2 1/2
31348	2 15/32	3 1/32
31366	2 1/8	2 5/8
31369†	2 15/32	3 1/4
31383	2 1/8	2 7/8

† Shipped in lots of 10 - Std. Carton.

Figure 2 (Continued)

Gasket No.	A	B
31390	2 1/4	2 7/8
31553	2 3/32	2 7/16
31559	2 1/16	2 13/16
31571	2 13/16	4 7/16
31582	2	2 3/8
31589	2 19/32	3 13/32
31595	2 3/32	3 5/64
31599	2 9/32	3 3/8
31611	2 13/16	3 7/32
31638	3	3 1/16
31641	2	4
31650	2 7/16	3 1/4
31711	2 1/2	3
31723	5	5 1/4
31726	2 7/8	3 9/16
31727	2 7/8	3 5/8
31728	2 1/4	3 3/32
31737	2 19/32	3 39/64
36491	4	5 1/4
36496	4 1/2	5 1/4

Figure 3



Gasket No.	A	B
31320†	1 25/32	3/16
31321	1 17/32	3/16
31322	2 1/2	1/16
31331	2	1/8
31332	1 31/32	3/16
31334	1 7/8	—
31350	2 5/8	3/16
31354	2 1/8	5/32
31355	2 13/32	7/32
31374	2 3/16	3/16
31377	2 1/64	3/16
31384	2 9/16	3/32
31396	1 11/16	3/16
31397	1 51/64	3/16
31541	1 1/2	3/16
31549	2 3/4	7/32
31566	2 1/16	3/16
31568	1 23/32	3/16
31576	2 5/32	5/32
31577	1 23/32	3/16
31585	2 13/32	3/16
31586	1 59/64	3/16
31602	2 13/16	5/32
31734	3 1/4	3/16

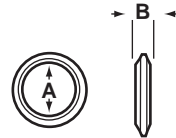
† Shipped in lots of 10 - Std. Carton.

Figure 3 (Continued)

Gasket No.	A	B
31610	2 31/32	5/32
31612	2 37/64	5/32
31616	2 5/8	3/16
31628	2 3/16	3/16
31629	2 31/32	3/16
31631	2 7/16	3/8
31633	2 9/32	3/16
31634	3	3/16
31639	2 3/8	1/2
31656	1 7/16	3/16
31670	2 1/2	1/16
31696	5	3/16
31703	3	3/16

† Shipped in lots of 10 - Std. Carton.

Figure 4



Gasket No.	A	B
31365 <sup>1</sup>	1 25/32	9/16
31370 <sup>1</sup>	2 9/32	9/16
31385 <sup>#</sup>	1 3/4	1
31392	1 13/16	3/4
31400†	2 1/32	1 9/32
31401	1 29/32	9/16
31403	1 25/32	1 9/32
31405†	2 1/4	9/16
31416 <sup>1</sup>	2 1/32	1 7/32
31500	2 17/32	2 1/32
31503	2 1/8	3/4
31508 <sup>1</sup>	2 9/16	1/2
31626	1 25/32	1 3/32
31627	1 15/16	3 7/64
31669	2 1/4	3/4
31684	2	3/4
31738	2 9/32	1 23/64

# For Spherical Flare Use.

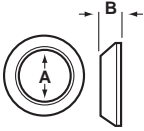
<sup>1</sup> Sintered Iron Material.

<sup>4</sup> Formed Metal Material.

† Shipped in lots of 10 - Std. Carton.

## GASKET IDENTIFICATION CHARTS

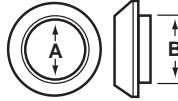
Figure 5



Gasket No.	A	B
31357 <sup>2</sup>	2	1/2
31358 <sup>2</sup>	1 3/4	1/2
31360 <sup>2</sup>	1 25/32	2 1/32
31362 <sup>3</sup>	2 1/32	9/16
31364 <sup>3</sup>	2 27/32	9/16
31372 <sup>2</sup>	2 5/16	1 1/16
31378 <sup>2</sup>	2 1/32	5/8
31379 <sup>3</sup>	2 9/32	3/4
31387	1 7/8	1/2
31391	2 1/4	1/2
31417 <sup>1</sup>	2 1/8	1 7/32
31522 <sup>2</sup>	1 3/4	1 7/32
31531	2 17/32	3/4
31533	2 1/8	9/16
31550	2	3/4
31555	2 17/32	9/16
31556	3	1 9/32
31557	2 1/4	9/16
31596 <sup>2</sup>	2 1/8	5/8
31598	2 9/32	1/2
31600	2 11/32	1 1/16
31604	1 15/16	3/8
31614	1 15/16	1 9/32
31615	2 17/64	4 1/64
31619	2	9/16
31622	2 31/32	1 7/32
31630	2 9/16	4 1/64
31658	2 3/4	1/2
31673	2 5/8	5/8
31687	3 3/8	9/32
31690	1 1/2	1/2
31697	1 3/16	5/8
31709	2	1/2

1 Sintered Iron Material.  
2 Graphoil Material.  
3 Metal Mesh Material.

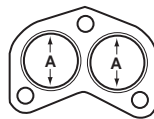
Figure 6



Gasket No.	A	B
31381 <sup>2</sup>	1 25/32	1 7/8
31394	2 1/4	2 1/2
31398	2 1/8	2 3/8
31404	1 27/32	1 29/32
31413	2 11/32	2 19/32
31507	2 1/8	2 5/16
31511 <sup>2</sup>	2 11/32	2 19/32
31520 <sup>2</sup>	1 3/4	2
31523 <sup>2</sup>	2	2 3/16
31524 <sup>2</sup>	1 9/16	1 11/16
31554	2 15/32	2 9/16
31657	2 1/2	2 3/4
31654	2 1/4	2 1/2
31657	2 1/2	2 3/4

1 Sintered Iron Material.  
2 Graphoil Material.


Figure 7



Gasket No.	A
31376	2
31517	1 3/4
31535	1 9/16 <sup>@</sup>
31536	1 23/32
31542	1 9/16
31565	1 23/32
31567	1 45/64
31593	1 7/16
31594	1 13/16
31613	1 27/32
31646	1 27/32
31701	1 3/8

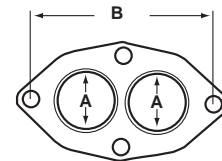
<sup>@</sup> Holes are connected..

Figure 8



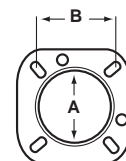
Gasket No.	A
31333	1 11/16
31561	2 1/16
31570	1 7/8

Figure 9



Gasket No.	A	B
31558	1 23/32	4 15/16

Figure 10



Gasket No.	A	B
31347	2 15/16	2 3/4*

\* Slotted Bolt Holes.

GENERAL INFORMATION

PASSENGER CAR

LIGHT TRUCK

MUFFLER SPECS.

OPTIONAL MUFFLERS

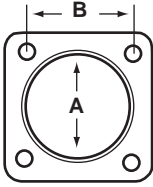
ACCESSORIES

FOOTNOTES

# ACCESSORIES

## GASKET IDENTIFICATION CHARTS

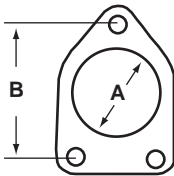
Figure 11



Gasket No.	A	B
31414	$2\frac{5}{16}$	$2\frac{3}{8}$
31519†	$2\frac{3}{4}$	$2\frac{13}{16}$
31597	$2\frac{19}{32}$	$3\frac{3}{16}$
31649	$2\frac{1}{8}$	$2\frac{3}{4}$
31662	$2\frac{1}{2}$	$2\frac{5}{8}$
31698	$3\frac{9}{16}$	$3\frac{3}{16}$

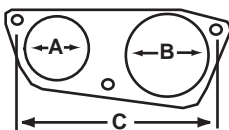
† Shipped in lots of 10 - Std. Carton.

Figure 12



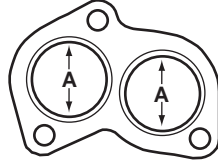
Gasket No.	A	B
31371	2	3
31528	$2\frac{3}{16}$	$3\frac{3}{16}$
31592	$2\frac{21}{32}$	$3\frac{21}{32}$
31644	$2\frac{1}{2}$	4
31645	2	$3\frac{1}{4}$
31650	$2\frac{7}{16}$	$3\frac{1}{4}$
31688	$2\frac{1}{4}$	3

Figure 13



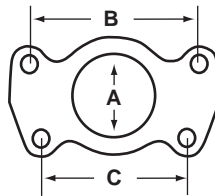
Gasket No.	A	B	C
31618	$3\frac{1}{8}$	$3\frac{3}{8}$	$9\frac{7}{8}$

Figure 14



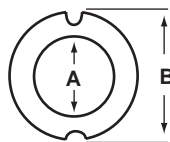
Gasket No.	A
31314	$1\frac{13}{16}$
31395	2

Figure 15



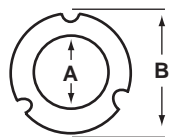
Gasket No.	A	B	C
31606	2	$4\frac{5}{16}$	$3\frac{11}{16}$

Figure 16



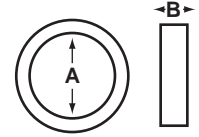
Gasket No.	A	B
31373	$2\frac{5}{32}$	$3\frac{13}{16}$

Figure 17



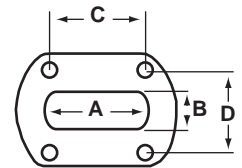
Gasket No.	A	B
31526	$2\frac{9}{16}$	$4\frac{7}{32}$

Figure 18



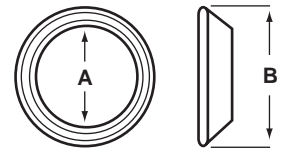
Gasket No.	A	B
31399	$2\frac{5}{32}$	$\frac{5}{8}$
31527	$1\frac{31}{32}$	$\frac{5}{8}$

Figure 19



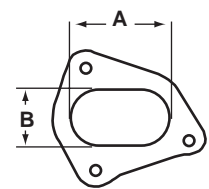
Gasket No.	A	B	C	D
31530	$5\frac{1}{2}$	$2\frac{1}{4}$	$3\frac{1}{4}$	$4\frac{3}{16}$
31624	$3\frac{9}{16}$	$2\frac{1}{2}$	$4\frac{3}{8}$	$2\frac{5}{8}$
31724	$2\frac{21}{64}$	$1\frac{13}{16}$	$2\frac{3}{8}$	$2\frac{1}{2}$

Figure 20



Gasket No.	A	B
31543	$1\frac{1}{16}$	$2\frac{5}{8}$

Figure 21



Gasket No.	A	B
31545	$3\frac{15}{32}$	$2\frac{7}{16}$

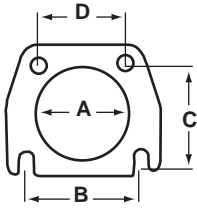
## GASKET IDENTIFICATION CHARTS

Figure 22



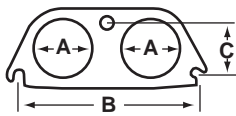
Gasket No.	A	B
31548	1 <sup>5</sup> / <sub>16</sub>	3 <sup>15</sup> / <sub>16</sub>

Figure 23



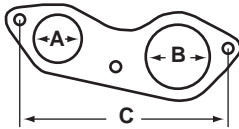
Gasket No.	A	B	C	D
31546	2 <sup>21</sup> / <sub>32</sub>	3 <sup>3</sup> / <sub>16</sub>	2 <sup>9</sup> / <sub>16</sub>	2 <sup>7</sup> / <sub>16</sub>
31601	2	2 <sup>11</sup> / <sub>16</sub>	2 <sup>11</sup> / <sub>16</sub>	1 <sup>63</sup> / <sub>64</sub>

Figure 24



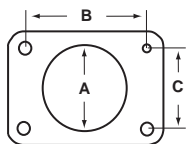
Gasket No.	A	B	C
31573	2 <sup>9</sup> / <sub>16</sub>	8 <sup>3</sup> / <sub>4</sub>	2 <sup>9</sup> / <sub>16</sub>

Figure 25



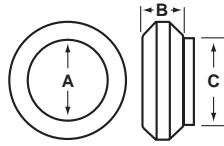
Gasket No.	A	B	C
31575	2 <sup>9</sup> / <sub>16</sub>	2 <sup>3</sup> / <sub>4</sub>	9 <sup>3</sup> / <sub>16</sub>

Figure 26



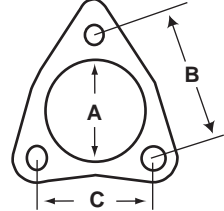
Gasket No.	A	B	C
31587	3 <sup>3</sup> / <sub>32</sub>	4 <sup>15</sup> / <sub>32</sub>	2 <sup>29</sup> / <sub>32</sub>
31591	3 <sup>1</sup> / <sub>2</sub>	4 <sup>3</sup> / <sub>4</sub>	3 <sup>7</sup> / <sub>32</sub>
31648	2 <sup>1</sup> / <sub>2</sub>	3	2
31694	3	4 <sup>3</sup> / <sub>8</sub>	1 <sup>15</sup> / <sub>16</sub>

Figure 27



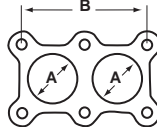
Gasket No.	A	B	C
31588	1 <sup>3</sup> / <sub>4</sub>	1 <sup>5</sup> / <sub>16</sub>	1 <sup>15</sup> / <sub>16</sub>
31668	2 <sup>1</sup> / <sub>4</sub>	3 <sup>3</sup> / <sub>4</sub>	2 <sup>1</sup> / <sub>2</sub>

Figure 28



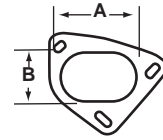
Gasket No.	A	B	C
31590	2 <sup>1</sup> / <sub>8</sub>	2 <sup>7</sup> / <sub>8</sub>	2 <sup>7</sup> / <sub>16</sub>
31607	2 <sup>35</sup> / <sub>64</sub>	4 <sup>53</sup> / <sub>64</sub>	4 <sup>31</sup> / <sub>64</sub>
31620	2 <sup>3</sup> / <sub>4</sub>	5 <sup>1</sup> / <sub>16</sub>	3 <sup>1</sup> / <sub>16</sub>
31647	2 <sup>3</sup> / <sub>4</sub>	4 <sup>3</sup> / <sub>16</sub>	3 <sup>41</sup> / <sub>64</sub>
31686	2 <sup>3</sup> / <sub>8</sub>	3 <sup>3</sup> / <sub>8</sub>	4 <sup>1</sup> / <sub>8</sub>
31688	2 <sup>1</sup> / <sub>4</sub>	3	2 <sup>3</sup> / <sub>4</sub>
31718	2 <sup>3</sup> / <sub>4</sub>	4 <sup>1</sup> / <sub>8</sub>	3
31721	2 <sup>3</sup> / <sub>4</sub>	4 <sup>7</sup> / <sub>8</sub>	2 <sup>7</sup> / <sub>8</sub>
31731	2 <sup>1</sup> / <sub>4</sub>	3 <sup>1</sup> / <sub>8</sub>	2 <sup>1</sup> / <sub>8</sub>

Figure 29



Gasket No.	A	B
31603	2 <sup>3</sup> / <sub>32</sub>	5
31719	3 <sup>1</sup> / <sub>8</sub>	6 <sup>1</sup> / <sub>4</sub>

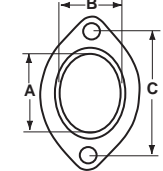
Figure 31



Gasket No.	A	B
31609*	3 <sup>15</sup> / <sub>32</sub>	2 <sup>7</sup> / <sub>16</sub>

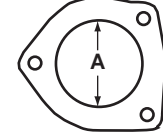
\* Slotted bolt holes.

Figure 32



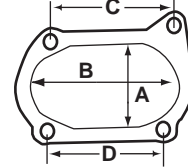
Gasket No.	A	B	C
31623	2 <sup>55</sup> / <sub>64</sub>	2 <sup>5</sup> / <sub>32</sub>	4 <sup>15</sup> / <sub>16</sub>
31692	2 <sup>7</sup> / <sub>8</sub>	2 <sup>3</sup> / <sub>8</sub>	4 <sup>1</sup> / <sub>2</sub>

Figure 33



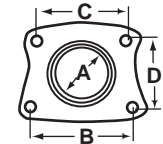
Gasket No.	A
31625	2 <sup>9</sup> / <sub>16</sub>
31702	2 <sup>1</sup> / <sub>8</sub>
31708	2 <sup>11</sup> / <sub>16</sub>

Figure 34



Gasket No.	A	B	C	D
31617	4 <sup>15</sup> / <sub>32</sub>	2 <sup>41</sup> / <sub>64</sub>	3 <sup>3</sup> / <sub>4</sub>	3 <sup>9</sup> / <sub>16</sub>

Figure 35



Gasket No.	A	B	C	D
31635	2 <sup>21</sup> / <sub>32</sub>	4 <sup>5</sup> / <sub>32</sub>	3 <sup>2</sup> / <sub>32</sub>	2 <sup>23</sup> / <sub>32</sub>

GENERAL INFORMATION

PASSENGER CAR

LIGHT TRUCK

MUFFLER SPECS.

OPTIONAL MUFFLERS

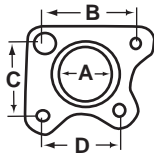
ACCESSORIES

FOOTNOTES

# ACCESSORIES

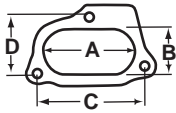
## GASKET IDENTIFICATION CHARTS

Figure 36



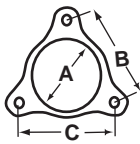
Gasket No.	A	B	C	D
31636	2 <sup>1</sup> / <sub>32</sub>	3 <sup>1</sup> / <sub>16</sub>	2 <sup>1</sup> / <sub>2</sub>	2 <sup>13</sup> / <sub>32</sub>

Figure 37



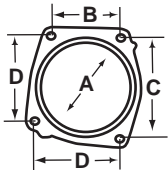
Gasket No.	A	B	C	D
31637	4 <sup>3</sup> / <sub>4</sub>	2 <sup>3</sup> / <sub>8</sub>	5 <sup>9</sup> / <sub>16</sub>	2 <sup>15</sup> / <sub>16</sub>

Figure 38



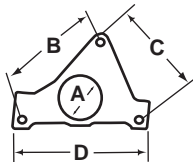
Gasket No.	A	B	C
31643	3 <sup>1</sup> / <sub>4</sub>	4 <sup>3</sup> / <sub>8</sub>	4 <sup>3</sup> / <sub>8</sub>
31666	3	3	3 <sup>1</sup> / <sub>2</sub>
31705	2 <sup>1</sup> / <sub>4</sub>	3 <sup>1</sup> / <sub>8</sub>	3 <sup>1</sup> / <sub>8</sub>

Figure 39



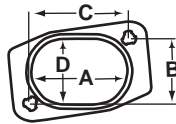
Gasket No.	A	B	C	D
31653	4 <sup>11</sup> / <sub>16</sub>	3 <sup>1</sup> / <sub>2</sub>	5	4 <sup>1</sup> / <sub>4</sub>

Figure 40



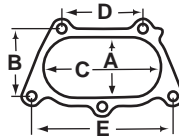
Gasket No.	A	B	C	D
31672	2 <sup>1</sup> / <sub>4</sub>	6 <sup>1</sup> / <sub>8</sub>	4	4 <sup>1</sup> / <sub>2</sub>

Figure 41



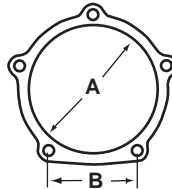
Gasket No.	A	B	C	D
31659	2 <sup>25</sup> / <sub>32</sub>	6 <sup>29</sup> / <sub>32</sub>	2 <sup>27</sup> / <sub>32</sub>	1 <sup>7</sup> / <sub>8</sub>

Figure 42



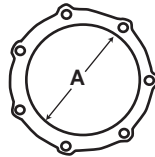
Gasket No.	A	B	C	D	E
31681	2 <sup>11</sup> / <sub>32</sub>	2 <sup>5</sup> / <sub>8</sub>	4 <sup>9</sup> / <sub>16</sub>	3 <sup>1</sup> / <sub>8</sub>	5 <sup>1</sup> / <sub>2</sub>
31732	2 <sup>1</sup> / <sub>2</sub>	2 <sup>1</sup> / <sub>8</sub>	4 <sup>1</sup> / <sub>16</sub>	3 <sup>3</sup> / <sub>4</sub>	4 <sup>1</sup> / <sub>2</sub>

Figure 43



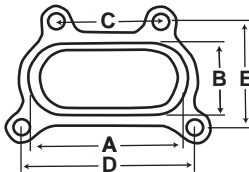
Gasket No.	A	B
31704	4 <sup>5</sup> / <sub>8</sub>	3 <sup>1</sup> / <sub>8</sub>
31720	3	2 <sup>3</sup> / <sub>4</sub>

Figure 44



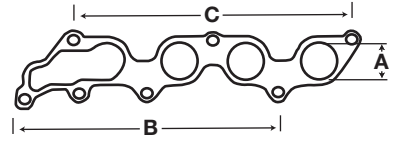
Gasket No.	A
36495	6 <sup>37</sup> / <sub>64</sub>

Figure 45



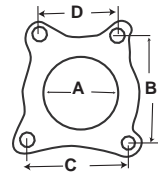
Gasket No.	A	B	C	D	E
31722	3 <sup>1</sup> / <sub>2</sub>	2 <sup>1</sup> / <sub>8</sub>	2 <sup>1</sup> / <sub>2</sub>	4 <sup>1</sup> / <sub>8</sub>	2 <sup>1</sup> / <sub>2</sub>

Figure 46



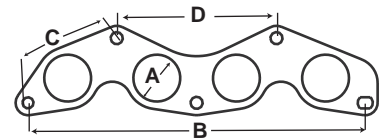
Gasket No.	A	B	C
31725	1 <sup>3</sup> / <sub>4</sub>	12 <sup>1</sup> / <sub>4</sub>	13 <sup>1</sup> / <sub>4</sub>

Figure 47



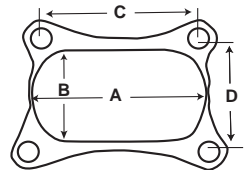
Gasket No.	A	B	C	D
31729	3 <sup>3</sup> / <sub>8</sub>	4 <sup>3</sup> / <sub>4</sub>	4 <sup>1</sup> / <sub>2</sub>	4 <sup>1</sup> / <sub>2</sub>

Figure 48



Gasket No.	A	B	C	D
31730	1 <sup>7</sup> / <sub>8</sub>	13 <sup>1</sup> / <sub>4</sub>	2 <sup>1</sup> / <sub>4</sub>	6 <sup>1</sup> / <sub>4</sub>

Figure 49



Gasket No.	A	B	C	D
31733	3 <sup>1</sup> / <sub>4</sub>	2 <sup>1</sup> / <sub>8</sub>	3 <sup>1</sup> / <sub>2</sub>	2 <sup>1</sup> / <sub>2</sub>

# ACCESSORIES

## GASKET & FLANGE USAGE CHART

Exhaust Pipe No.	Gasket No.	Flange No.	Exhaust Pipe No.	Gasket No.	Flange No.	Exhaust Pipe No.	Gasket No.	Flange No.	Exhaust Pipe No.	Gasket No.	Flange No.	Exhaust Pipe No.	Gasket No.	Flange No.
21648	31600	—	40565	31512	—	42907	31332	—	43611	31311	—	44915	—	31865
21648	31566	—	40571	31398 (2)	—	42909	31534	—	43638	31372	—	44947	31321	—
21670	31533	—	40572	31530	—	42916	—	31928	43658	—	31865	44947	31534	—
21671	31388	—	40573	31512	—	42917	—	31928	43715	—	31928	44949	31517	—
21672	31388	—	40574	31336 (2)	—	42919	—	31928	43717	—	31928	44949	31307	—
21743	31388	—	40579	31533 (2)	—	42929	31337	—	43724	—	31928	44958	31307	—
21744	31388	—	40582	31398 (2)	—	42929	31311	—	43897	—	31885	45027	31332 (2)	—
21745	31388	—	40583	31398 (2)	—	42935	31534	—	43907	—	31885	45115	31512 (2)	—
21746	31388	—	40584	31530	—	42946	31372	—	43922	31337	—	45193	31534	—
21756	31533	—	40585	31530	—	42965	31388	—	43952	31337	—	45193	31321	—
21759	31574	—	40588	31530	—	42996	31570	—	43987	31366	—	45203	31540	—
21760	31388	—	40625	31520 (2)	—	42996	31560	—	43990	31372	—	45203	31541	—
21761	31388	—	41248	31413	31866	42997	31377	—	44043	31321	—	45207	31354	—
21764	31640	—	41381	31511	31866	43056	31320	—	44043	31534	—	45224	—	31865
21766	31367	—	41454	31342	—	43056	31534	—	44044	31314	—	45265	31321 (2)	—
21823	31615	—	41457	—	31928	43094	31367 (2)	—	44044	31390	—	45265	31534	—
40079	31311	—	41471	31332	—	43113	31360	—	44053	31372	—	45275	31332	—
40202	31398	—	41492	31374	—	43155	31522	—	44066	31534 (2)	—	45284	31394	—
40203	31398	—	41672	31372	—	43159	31512	—	44089	31383	—	45298	31332 (2)	—
40205	31545	—	41779	31595	—	43173	31512	—	44089	31360	—	45304	31534	—
40210	31374 (2)	—	41779	31596	—	43178	31397	—	44123	31374	—	45304	31320	—
40211	31394 (2)	—	41785	31336	—	43182	31372	—	44123	31332	—	45358	—	31862
40212	31398 (2)	—	41831	31372	—	43183	31372	—	44150	31332	—	45405	31321 (2)	—
40213	31398 (2)	—	42082	31321	—	43190	31534	—	44176	31403	—	45405	31534	—
40214	31545	—	42087	31401	—	43204	31374	—	44193	31372	—	45410	31321 (2)	—
40259	31400	—	42087	31400 (2)	—	43204	31332	—	44217	31367	—	45410	31534	—
40272	31416	—	42113	—	31896	43205	31391	—	44218	31367	—	45420	31397 (2)	—
40288	31523 (2)	—	42114	—	31896	43205	31519	—	44267	31616	—	45420	31540	—
40294	31394 (2)	—	42115	31541	—	43214	31354	—	44267	31354	—	45428	31517	—
40295	31398 (2)	—	42123	31400	31803	43215	31386	—	44320	31362	—	45428	31311	—
40296	31398 (2)	—	42124	31400	31803	43215	31311	—	44320	31519	—	45501	31397 (2)	—
40297	31522 (2)	—	42189	31333	—	43222	31332	—	44328	31519	—	45501	31311	—
40298	31523 (2)	—	42189	31313	—	43224	—	31882	44336	31372	—	45520	—	31865
40309	31398 (2)	—	42214	—	31928	43245	31512	—	44345	31384	—	45532	31500	—
40310	31523 (2)	—	42227	31360	—	43246	31360	—	44354	31520	—	45770	31320	—
40316	31301 (2)	—	42236	31534	—	43281	—	31928	44359	31394	—	45853	31534	—
40317	31398 (2)	—	42238	31360	—	43282	—	31928	44484	31314	—	45853	31320	—
40325	31398 (2)	—	42271	31355	—	43287	31522	—	44484	31416	—	45869	31520	—
40327	31336 (2)	—	42271	31357	—	43301	31360	—	44485	31314	—	45870	31520	—
40336	31400 (2)	—	42277	31557	—	43304	31337	—	44485	31416	—	45917	31582	—
40342	31398 (2)	—	42281	31396	—	43304	31311	—	44489	31383	—	45920	31367	—
40346	31400 (2)	—	42281	31360	—	43310	31332	—	44489	31645	—	45971	31517	—
40353	31333	—	42287	31309	—	43313	31534	—	44493	31355	—	45971	31307	—
40353	31386	—	42292	31554	—	43317	31332	—	44493	31311	—	45987	31321	—
40357	31398 (2)	—	42300	31372	—	43318	31332	—	44525	31320	—	45987	31534	—
40362	31336 (2)	—	42324	31333	—	43326	31311 (2)	—	44525	31534	—	46163	31400	31806
40363	31336 (2)	—	42324	31313	—	43332	31360	—	44539	31558	—	46488	31400	31806
40365	31400	—	42371	31405	31801	43340	31399 (2)	—	44539	31373	—	46557	31534	—
40371	31400 (2)	—	42408	31332	—	43343	31388	—	44540	31559	—	46598	31534	—
40372	31400 (2)	—	42516	31534	—	43344	31388	—	44540	31373	—	46631	31520	—
40373	31386	—	42679	31320	—	43430	31523	—	44552	31372	—	46632	31520	—
40383	31336 (2)	—	42688	31364	—	43437	31372	—	44554	31372	—	46635	31534	—
40402	31336 (2)	—	42783	—	31885	43445	31372	—	44626	31391	—	46648	31534	—
40407	31507 (2)	—	42795	—	31885	43449	31354	—	44626	31519	—	46708	31534	—
40411	31520 (2)	—	42796	—	31885	43453	31405	31801	44646	31534	—	46708	31320	—
40412	31520 (2)	—	42803	31320	—	43455	31332	—	44654	—	31882	46726	31360 (2)	—
40415	31311	—	42835	—	31885	43455	31534	—	44680	31519	—	46730	31354	—
40415	31313 (2)	—	42836	31320	—	43469	31360	—	44703	—	31882	46730	31397	—
40418	31336 (2)	—	42852	—	—	43469	31540	—	44705	—	31882	46735	31534	—
40423	31520 (2)	—	42853	—	—	43470	31372	—	44710	31512 (2)	—	46735	31320	—
40425	31512	—	42859	31364	—	43474	31561	—	44821	—	31882	46739	31354	—
40467	31336 (2)	—	42859	31366	—	43474	31388	—	44822	—	31882	46739	31397	—
40473	31336 (2)	—	42869	31526	—	43483	31512	—	44870	31383	—	46741	31534	—
40483	31336 (2)	—	42869	31378	—	43489	31360	—	44870	31320	—	46741	31320	—
40490	31336 (2)	—	42887	31332	—	43534	31374	—	44873	31401	—	46742	31369	—
40492	31336 (2)	—	42892	—	31927	43534	31332	—	44890	31376	—	46743	31534	—
40516	31405	—	42906	31534	—	43611	31386	—	44890	31337	—	46743	31320	—

GENERAL INFORMATION

PASSENGER CAR

LIGHT TRUCK

MUFFLER SPECS.

OPTIONAL MUFFLERS

ACCESSORIES

FOOTNOTES



# ACCESSORIES

## GASKET & FLANGE USAGE CHART

Exhaust Pipe No.	Gasket No.	Flange No.	Exhaust Pipe No.	Gasket No.	Flange No.	Exhaust Pipe No.	Gasket No.	Flange No.	Exhaust Pipe No.	Gasket No.	Flange No.	Exhaust Pipe No.	Gasket No.	Flange No.
46745	31534	—	46970	31360	—	47799	31540	—	48342	31350	—	50361	31337	—
46745	31320	—	46991	31537	—	47810	31589	—	48342	31332 (2)	—	50361	31598	—
46746	31383	—	46991	31367	—	47812	31532	—	48343	31383	—	50362	31386 (2)	—
46746	31332	—	46992	31332	—	47812	31534 (2)	—	48343	31360	—	50362	31540	—
46748	31583	—	46993	31374	—	47817	31374	—	48344	31383	—	50365	31388 (2)	—
46748	31584	—	46993	31596	—	47818	31537	—	48344	31360	—	50366	31388 (2)	—
46753	31520	—	46998	31307	—	47819	31337	—	48345	31391	—	50411	31336 (2)	—
46755	31520	—	46998	31528	—	47820	31540	—	48346	31585	—	50412	31336 (2)	—
46759	31388 (2)	—	47510	—	31867	47821	31512	—	48346	31332 (2)	—	50421	31336 (2)	—
46760	31388 (2)	—	47523	31416	—	47822	31540	—	48348	31652	—	50422	31336 (2)	—
46763	31512 (2)	—	47558	—	31882	47831	31540	—	48349	31589	—	50426	31311 (2)	—
46779	31369	—	47609	31332 (2)	—	47835	31640	—	48350	31540	—	50426	31540	—
46781	31354	—	47613	31367 (2)	—	47838	31332 (2)	—	48350	31354 (2)	—	50427	31332 (2)	—
46797	31383	—	47614	31383	—	47838	31631	—	48352	31540	—	50427	31631	—
46797	31332	—	47614	31397	—	47839	31639	—	48356	31589	—	50450	31313	—
46802	31520	—	47632	31311	—	47839	31388 (2)	—	48357	31534	—	50452	31350	—
46814	31369	—	47639	31383	—	47840	31614	—	48358	31534	—	50453	31512	—
46823	31383	—	47639	31397	—	47840	31388 (2)	—	48359	31540	—	50455	31534 (2)	—
46823	31360	—	47654	31383	—	47842	31540	—	49167	31534	—	50455	31337	—
46824	31383	—	47654	31397	—	47843	31540	—	49230	31307	—	50459	31332 (2)	—
46824	31360	—	47656	31365	—	47843	31585	—	49236	31383	—	50459	31631	—
46825	31540	—	47663	31520	—	47844	31639	—	49236	31332	—	50461	31512	—
46825	31374	—	47666	31354	—	47844	31388	—	49237	31383	—	50465	31632	—
46838	31383	—	47666	31360	—	47845	31589	—	49237	31332	—	50465	31578	—
46838	31331	—	47673	31534	—	47845	31619	—	49239	31532	—	50466	31309 (2)	—
46839	31311	—	47673	31334	—	47847	31585	—	49239	31367	—	50466	31534	—
46839	31377	—	47677	31532	—	47847	31374	—	49240	31560	—	50467	31309 (2)	—
46846	31374	—	47677	31534	—	47849	31540 (2)	—	49240	31367	—	50467	31534	—
46846	31332	—	47681	31383	—	47850	31540	—	49244	31596	—	50471	31309 (2)	—
46849	31369	—	47681	31360	—	47856	31673	—	49244	31307	—	50471	31534	—
46858	31383	—	47682	31354 (2)	—	47857	31388 (2)	—	49245	31383	—	50472	31332 (2)	—
46858	31360	—	47717	31540	—	47858	31534	—	49245	31334 (2)	—	50472	31631	—
46860	31532	—	47717	31377	—	47859	31369	—	49246	31540	—	50475	31632	—
46860	31534	—	47721	31383	—	47860	31540	—	49251	31540	—	50475	31709	—
46863	31383	—	47721	31357	—	47860	31354 (2)	—	49264	31640	—	50475	31574	—
46863	31332	—	47722	31540	—	47861	31533	—	49264	31307	—	50476	31309 (2)	—
46865	31383	—	47722	31576	—	47862	31737	—	50061	31533	—	50476	31337	—
46865	31360	—	47723	31307	—	47862	31619	—	50067	31534	—	50477	31534	—
46868	31532	—	47723	31528	—	48111	—	31851	50068	31534	—	50477	31388	—
46868	31534	—	47724	31360 (2)	—	48210	31508	—	50069	31534	—	50478	31362	—
46890	31578	—	47731	31582	—	48290	31360	—	50074	31337 (2)	—	50478	31632	—
46924	31383	—	47736	31383	—	48292	31553	—	50077	31673	—	50478	31574	—
46924	31357	—	47736	31357	—	48293	31553	—	50097	31337	—	50480	31537 (2)	—
46926	31540	—	47737	31383	—	48294	31553	—	50200	31632 (2)	—	50484	31337 (2)	—
46926	31541	—	47737	31357	—	48295	31553	—	50200	31337	—	50484	31652	—
46927	31383	—	47748	31369	—	48305	31332 (2)	—	50201	31367 (2)	—	50487	31540	—
46927	31360	—	47748	31336	—	48308	31350	—	50201	31519	—	50488	31534 (2)	—
46928	31320	—	47752	31311	—	48308	31374	—	50213	31374	—	50488	31337	—
46931	31369	—	47757	31540	—	48310	31350	—	50213	31332	—	50491	31307 (2)	—
46933	31369	—	47757	31541	—	48310	31374	—	50213	31639	—	50494	31388 (2)	—
46940	31534	—	47758	31578	—	48311	31350	—	50214	31632	—	50552	31331	—
46940	31334	—	47760	31532	—	48311	31374	—	50214	31709	—	50563	31337 (2)	—
46941	31369	—	47761	31334	—	48315	31311	—	50214	31534	—	50568	31332	—
46942	31369	—	47762	31578	—	48317	31311	—	50216	31638	—	50568	31631	—
46943	31383	—	47763	31534 (2)	—	48319	31374	—	50217	31534 (2)	—	51004	31620 (2)	—
46943	31360	—	47769	31578	—	48319	31332	—	50217	31640	—	51028	31595	—
46944	31369	—	47769	31334	—	48320	31374 (2)	—	50340	31534 (2)	—	51028	31533	—
46956	31357	—	47770	31540	—	48321	31383	—	50340	31337	—	51032	31566	—
46956	31331	—	47771	31540	—	48321	31360	—	50341	31383 (2)	—	51032	31367	—
46961	31534	—	47772	31332	—	48322	31540	—	50341	31615	—	51033	31357	—
46961	31320	—	47773	31383	—	48322	31377	—	50346	31534	—	51033	31378	—
46963	31369	—	47773	31360	—	48323	31374 (2)	—	50349	31709	—	51042	31540	—
46964	31332	—	47775	31632	—	48324	31540	—	50349	31602	—	51042	31374	—
46964	31320	—	47778	31614	—	48331	31585	—	50349	31652	—	51095	31630	—
46965	31320	—	47782	31534	—	48331	31374	—	50356	31310 (2)	—	51095	31549	—
46965	31360	—	47784	31369	—	48341	31585	—	50356	31337	—	51130	31391	—
46970	31383	—	47791	31534	—	48341	31332	—	50358	31639	—	51131	31574	—



## GASKET & FLANGE USAGE CHART

Exhaust Pipe No.	Gasket No.	Flange No.	Exhaust Pipe No.	Gasket No.	Flange No.	Exhaust Pipe No.	Gasket No.	Flange No.	Exhaust Pipe No.	Gasket No.	Flange No.	Exhaust Pipe No.	Gasket No.	Flange No.
52046	31571	—	52384	31589 (2)	—	53081	31571	—	53356	31534 (2)	—	53709	31540	—
52047	31571	—	52384	31596	—	53105	31571	—	53364	31397	—	53719	31540	—
52076	31372	—	52401	31332 (2)	—	53109	31534	—	53366	31360	—	53723	31372	—
52077	31372	—	52401	31639	—	53110	31534	—	53366	31540	—	53724	31585	—
52078	31372	—	52418	31534 (2)	—	53113	31574	—	53377	31374	—	53725	31388	—
52082	—	31896	52433	31622	—	53114	31575	—	53379	31571	—	53725	31313	—
52087	31532	—	52433	31644	—	53115	31369	—	53380	31574	—	53728	31332	—
52088	31571	—	52434	31557	—	53116	31369	—	53381	31574	—	53729	31332	—
52091	—	31885	52434	31534	—	53135	31575	—	53382	31571	—	53730	31577	—
52092	—	31885	52436	31337 (2)	—	53136	31371	—	53385	31574	—	53732	31630	—
52094	31512	—	52439	31625	—	53137	31360	—	53398	31374	—	53732	31374	—
52098	31574	—	52444	31372	—	53138	31321	—	53399	31585	—	53733	31332	—
52099	31575	—	52447	31372	—	53141	31575	—	53454	31600	—	53733	31374	—
52100	31369	—	52453	31533	—	53144	31386	—	53454	31374	—	53743	31534	—
52101	31311 (2)	—	52454	31372	—	53145	31386	—	53469	31309	—	53744	31537	—
52102	31311 (2)	—	52455	31369	—	53151	31571	—	53518	31377 (2)	—	53755	31354	—
52103	31311 (2)	—	52455	31578	—	53157	31360	—	53518	31602	—	53756	31354	—
52105	31374	—	52456	31611	—	53159	31320	—	53526	31311	—	53757	31387	—
52147	31383	—	52456	31311	—	53162	31360	—	53527	31357	—	53760	31632	—
52147	31357	—	52460	31348	—	53163	31320	—	53531	31357	—	53767	31332	—
52158	31571	—	52471	31585	—	53164	31320	—	53532	31357	—	53773	31540	—
52165	31559	—	52473	31566	—	53170	31585	—	53540	31561	—	53776	31362	—
52166	31559	—	52473	31644	—	53172	31320	—	53540	31537	—	53777	31362	—
52167	31534	—	52483	31557	—	53183	31360	—	53541	31383	—	53793	31396	—
52168	31585	—	52488	31540	—	53184	31590	—	53541	31645	—	53802	31374	—
52188	31311	—	52488	31632	—	53184	31537	—	53542	31377 (2)	—	53803	31374	—
52192	31633	—	52489	31540	—	53189	31377 (2)	—	53542	31357	—	53818	31388	—
52192	31357	—	52489	31632	—	53189	31645	—	53547	31383	—	53819	31387	—
52193	31586 (2)	—	52492	31388	—	53191	31311 (2)	—	53547	31645	—	53826	31355	—
52193	31357	—	52493	31388	—	53212	31332	—	53564	31534	—	53826	31540	—
52209	31372	—	52494	31337 (2)	—	53212	31534	—	53565	31534	—	53841	31337 (2)	—
52210	31372	—	52495	31337	—	53213	31332	—	53566	31534	—	53847	31396	—
52211	31311 (2)	—	52504	31332 (2)	—	53213	31534	—	53567	31534	—	53861	31388	—
52212	31311 (2)	—	52505	31540	—	53214	31593	—	53576	31374	—	53868	31357	—
52213	31311 (2)	—	52508	31348	—	53214	31534	—	53599	31377 (2)	—	53870	31534	—
52214	—	31885	52508	31596	—	53225	31331	—	53599	31602	—	53887	31600	—
52215	—	31885	52509	31540	—	53226	31307 (2)	—	53602	31374	—	53887	31374	—
52224	31603	—	52511	31574	—	53240	31307	—	53606	31374	—	53889	31652	—
52224	31611	—	52520	31332 (2)	—	53240	31369	—	53617	31557	—	53897	31630	—
52226	—	31896	52520	31639	—	53243	31536	—	53618	31377 (2)	—	53897	31374	—
52227	31571	—	52521	31332 (3)	—	53243	31307	—	53618	31602	—	53900	31350	—
52241	31586	—	52540	31557	—	53253	31374	—	53622	31571	—	53902	31632	—
52241	31360	—	52547	31640	—	53256	31374	—	53624	31332 (2)	—	53902	31709	—
52242	31337 (2)	—	52547	31337	—	53257	31332	—	53645	31313	—	53902	31602	—
52243	31337 (2)	—	52548	31640 (2)	—	53258	31334	—	53648	31331	—	53903	31602	—
52244	31605	—	52549	31369	—	53259	31334	—	53655	31337	—	53907	31379	—
52244	31587	—	52549	31574	—	53260	31334	—	53655	31540	—	53908	31379	—
52247	31596 (2)	—	52550	31632	—	53262	31311	—	53664	31310	—	53918	31534	—
52251	31396	—	52550	31574	—	53264	31595	—	53664	31388	—	53919	31387	—
52251	31360	—	52554	31640	—	53264	31537	—	53666	31576	—	53920	31313	—
52256	31571	—	52554	31337	—	53265	31372	—	53666	31540	—	53920	31311	—
52257	31574	—	52560	31640	—	53266	31311 (2)	—	53667	31576	—	53926	31534	—
52258	31571	—	52560	31337	—	53285	31367	—	53667	31540	—	53927	31534	—
52259	31383	—	52562	31640	—	53294	31566	—	53669	31337	—	53927	31337	—
52259	31645	—	52562	31337	—	53294	31369	—	53672	31600	—	53938	31391	—
52261	31571	—	52570	31534	—	53301	31334	—	53672	31374	—	53938	31576	—
52262	31532	—	52570	31337	—	53302	31571	—	53678	31533	—	53940	31576	—
52320	31378	—	52571	31574	—	53323	31559	—	53681	31388	—	53941	31391	—
52320	31604	—	52575	31640	—	53324	31559	—	53685	31332	—	53941	31383	—
52348	31397	—	52576	31534 (2)	—	53325	31559	—	53688	31534	—	53947	31377 (2)	—
52349	31673	—	52577	31337 (2)	—	53344	31374	—	53688	31537	—	53947	31602	—
52349	31644	—	52581	31337 (2)	—	53345	31559	—	53691	31534	—	53948	31374	—
52351	31397	—	52583	31574	—	53345	31311	—	53692	31332	—	53951	31307 (2)	—
52360	31595	—	53066	31372	—	53351	31307 (2)	—	53693	31332	—	53951	31540	—
52360	31560	—	53069	31311	—	53352	31307 (2)	—	53695	31534 (2)	—	53953	31619 (2)	—
52368	31613 (2)	—	53073	31311 (2)	—	53353	31377 (2)	—	53697	31391	—	53953	31640	—
52368	31310	—	53080	31571	—	53353	31645	—	53697	31383	—	53954	31630	—

GENERAL INFORMATION

PASSENGER CAR

LIGHT TRUCK

MUFFLER SPECS.

OPTIONAL MUFFLERS

ACCESSORIES

FOOTNOTES

# ACCESSORIES

## GASKET & FLANGE USAGE CHART

Exhaust Pipe No.	Gasket No.	Flange No.	Exhaust Pipe No.	Gasket No.	Flange No.	Exhaust Pipe No.	Gasket No.	Flange No.	Exhaust Pipe No.	Gasket No.	Flange No.	Exhaust Pipe No.	Gasket No.	Flange No.
53956	31600	—	54301	31592	—	54721	31639	—	55093	31547	—	55584	31534	—
53958	31639	—	54305	31354 (2)	—	54742	31332 (2)	—	55094	31534	—	55589	31639	—
53958	31374	—	54307	31616	—	54742	31639	—	55095	31585	—	55589	31384	—
53961	31534 (2)	—	54307	31354	—	54743	31387	—	55096	31585	—	55596	31383	—
53963	31383	—	54312	31360	—	54744	31576	—	55099	31532	—	55596	31358	—
53963	31367	—	54315	31388	—	54747	31631	—	55099	31534	—	55599	31534 (2)	—
53965	31640	—	54319	31388	—	54749	31387	—	55103	31360	—	55605	31557	—
53983	31332	—	54322	31528	—	54755	31632	—	55104	31357	—	55626	31307	—
54042	31360	—	54324	31360	—	54765	31534 (2)	—	55119	31331	—	55626	31309	—
54062	31697	—	54328	31577	—	54767	31534	—	55123	31332	—	55631	31337	—
54062	31388	—	54331	31332	—	54784	31384	—	55128	31532	—	55635	31534 (2)	—
54080	31574	—	54337	31592	—	54785	31727	—	55128	31534	—	55638	31534	—
54081	31384	—	54338	31559	—	54785	31307	—	55141	31383	—	55641	31534	—
54084	31354	—	54338	31311	—	54808	31307	—	55141	31357	—	55645	31388	—
54085	31534 (2)	—	54349	31332 (2)	—	54810	31534 (2)	—	55146	31519	—	55646	31388	—
54087	31519	—	54349	31384	—	54813	31358	—	55146	31534	—	55649	31555	—
54087	31386	—	54353	31313	—	54815	31690	—	55147	31358	—	55651	31639	—
54088	31332	—	54359	31534 (3)	—	54823	31658	—	55147	31388	—	55654	31374 (2)	—
54090	31575	—	54370	31589	—	54826	31372	—	55148	31697	—	55654	31602	—
54092	31311	—	54371	31533	—	54830	31360	—	55148	31388	—	55657	31357	—
54113	31332 (2)	—	54372	31534 (2)	—	54835	31357	—	55149	31540	—	55659	31383	—
54118	31331	—	54373	31632	—	54835	31332	—	55149	31331	—	55661	31632	—
54119	31534	—	54400	31332	—	54837	31639	—	55173	31334 (2)	—	55662	31737	—
54123	31354	—	54404	31313	—	54837	31585	—	55178	31383	—	55664	31384	—
54124	31388	—	54452	31390	—	54842	31332	—	55178	31534	—	55665	31374	—
54125	31388	—	54491	31307	—	54843	31387	—	55179	31388	—	55665	31533	—
54130	31360	—	54536	31532	—	54845	31360	—	55180	31697	—	55667	31307	—
54145	31360	—	54543	31377	—	54858	31388	—	55180	31388	—	55693	31337	—
54153	31374	—	54543	31386	—	54859	31537	—	55181	31337	—	56000	31374	—
54153	31549	—	54544	31314	—	54861	31309	—	55182	31332 (2)	—	56000	31576	—
54183	31367	—	54544	31390	—	54863	31337	—	55183	31374	—	56002	31374	—
54188	31321	—	54561	31577	—	54863	31534	—	55201	31388 (2)	—	56002	31332	—
54188	31534	—	54563	31388	—	54865	31534	—	55207	31537	—	56003	31585	—
54193	31374	—	54572	31534	—	54866	31534	—	55217	31388 (2)	—	56004	31534 (2)	—
54199	31528	—	54588	31589	—	54871	31307	—	55218	31374 (2)	—	56005	31546	—
54220	31388	—	54600	31388	—	54872	31337	—	55219	—	31865	56009	31383	—
54223	31384	—	54601	31388	—	54873	31307	—	55231	31614	—	56009	31331	—
54223	31585	—	54611	31384	—	54876	31354	—	55231	31388	—	56011	31578	—
54230	31332 (2)	—	54614	31332 (2)	—	54877	31354	—	55234	31532	—	56012	31369	—
54233	31397 (2)	—	54614	31639	—	54879	31537	—	55249	31388 (2)	—	56014	31374	—
54233	31311	—	54617	31384	—	54880	31307	—	55259	31313	—	56014	31534	—
54235	31596	—	54631	31592	—	54881	31307	—	55267	31528	—	56015	31354	—
54236	31388	—	54632	31371	—	54882	31360	—	55290	31354	—	56015	31534	—
54241	31383	—	54633	31589	—	54883	31512	—	55339	31622	—	56016	31553	—
54242	31383	—	54635	31307	—	54888	31571	—	55425	31357	—	56017	31553	—
54246	31534	—	54635	31311	—	54895	31734	—	55460	31537	—	56018	31311	—
54246	31383	—	54635	31540	—	54895	31313	—	55485	31337	—	56019	31311	—
54248	31534	—	54640	31397 (2)	—	54903	31360	—	55485	31540	—	56029	31383	—
54249	31534	—	54640	31540	—	54904	31534	—	55486	31540	—	56029	31331	—
54252	31632	—	54644	31540	—	54905	31534	—	55492	31540	—	56037	31383	—
54252	31337	—	54645	31307 (3)	—	54911	31619	—	55492	31337	—	56037	31331	—
54253	31332 (2)	—	54646	31337	—	54915	31332 (2)	—	55493	31533	—	56039	31540	—
54254	31332	—	54646	31592	—	54915	31639	—	55494	31639	—	56039	31374	—
54260	31360	—	54647	31337	—	54916	31640 (2)	—	55494	31384	—	56041	31337	—
54261	31614	—	54649	31532	—	54917	31640	—	55506	31534	—	56041	31592	—
54277	31331	—	54651	31337 (2)	—	54927	31589	—	55529	31540	—	56042	31307	—
54278	31566	—	54657	31577	—	54931	31566	—	55535	31388 (2)	—	56042	31592	—
54278	31388	—	54658	31577	—	55028	31383	—	55544	31639	—	56043	31332	—
54279	31388	—	54661	31337	—	55028	31534	—	55545	31639	—	56044	31362	—
54280	31388 (2)	—	54661	31534	—	55029	31578	—	55548	31602	—	56044	31388	—
54285	31311	—	54667	31537	—	55051	31369	—	55556	31610	—	56045	31534	—
54292	31334	—	54667	31534	—	55054	31384 (2)	—	55556	31574	—	56045	31528	—
54292	31369	—	54668	31360	—	55061	31332 (2)	—	55570	31737	—	56056	31307	—
54293	31388 (2)	—	54694	31639	—	55074	31360	—	55572	31372	—	56056	31592	—
54294	31388	—	54699	31630	—	55078	31332	—	55572	31576	—	56063	31388	—
54295	31374	—	54701	31374	—	55079	31332	—	55578	31534 (2)	—	56063	31371	—
54296	31307	—	54703	31388	—	55093	31532	—	55584	31615	—	56064	31388	—

# ACCESSORIES

## GASKET & FLANGE USAGE CHART

Exhaust Pipe No.	Gasket No.	Flange No.	Exhaust Pipe No.	Gasket No.	Flange No.	Exhaust Pipe No.	Gasket No.	Flange No.	Exhaust Pipe No.	Gasket No.	Flange No.	Exhaust Pipe No.	Gasket No.	Flange No.
56064	31371	—	56089	31374	—	56158	31332 (2)	—	56235	31331	—	56265	31369	—
56065	31383	—	56089	31533	—	56160	31559	—	56239	31311	—	56266	31537	—
56065	31354	—	56101	31360	—	56160	31534	—	56243	31639	—	56266	31534	—
56068	31619	—	56101	31383	—	56161	31610	—	56243	31388	—	56269	31602	—
56069	31619	—	56117	31307	—	56161	31571	—	56244	31737	—	56276	31639	—
56070	31301 (2)	—	56117	31309	—	56166	31374	—	56248	31311	—	56276	31374	—
56070	31619 (2)	—	56124	31378	—	56172	31589	—	56249	31540	—			
56073	31534 (2)	—	56124	31566	—	56180	31589	—	56249	31311	—			
56081	31332 (2)	—	56144	31397	—	56184	31540	—	56251	31374 (2)	—			
56085	31540	—	56150	31397	—	56184	31337	—	56251	31602	—			
56085	31397	—	56154	31311	—	56235	31602	—	56262	31534	—			

GENERAL INFORMATION

PASSENGER CAR

LIGHT TRUCK

MUFFLER SPECS.

OPTIONAL MUFFLERS

ACCESSORIES

FOOTNOTES

# ACCESSORIES

## CONVERTER GASKET/FLANGE TABLE

Converter	Hardware	Converter	Hardware	Converter	Hardware
15536	Includes Front & Rear Gasket	16090	31310, 31614	16351	31602, 31589
15538	Includes Front & Rear Gasket	16094	31383	16356	31337, 31512
15549	Includes Front & Rear Gasket	16095	Includes Front & Rear Gasket	16359	31310
15573	Includes Gasket	16098	Includes Front & Rear Gasket, 31374	16360	Includes Front & Rear Gasket
15585	Includes Front & Rear Gasket	16101	31533 (2), 35430	16361	31633, 31369
15590	Includes Front & Rear Gasket	16102	31560 (2)	16362	31377
15601	31645, 31383	16103	31534, 31383	16364	31585
15602	31645, 31383	16110	31720, 31595	16366	31540, 31337
15612	Includes Front & Rear Gasket	16111	31357, 31383	16368	31540 (2)
15614	Includes Front & Rear Gasket	16112	31357, 31383	16369	31645, 31383
15616	Includes Front & Rear Gasket	16113	31397	16370	31645, 31383
15618	31624 (2)	16114	31397	16371	31534
15633	31416	16116	31630, 31589	16372	31377
15634	Includes Gasket	16117	31625	16373	31357
15635	Includes Front & Rear Gasket	16118	Includes Front Gasket	16374	31537 (2)
15637	Includes Gasket	16119	31533	16375	31337 (2)
15682	31320, 31332	16121	31555	16376	31589
15683	Includes Front & Rear Gasket	16123	31397 (2), 31311	16377	31652
15694	Includes Rear Gasket	16125	31307, 31388	16380	31337, 31537
15727	Includes Front & Rear Gasket	16126	31596	16384	Includes Front Gasket
15732	Includes Gasket	16128	31645, 31383	16385	Includes Front & Rear Gasket, 31332 (2)
15737	Includes Front & Rear Gasket	16130	35129		
15746	Includes Gasket	16131	31311 (2)	16386	31587
15748	Includes Front & Rear Gasket	16132	31374 (2), 31354	16387	31619, 31383
15757	Includes Gasket	16133	31374	16388	31633, 31383
15762	Includes Gasket	16137	31587	16389	31587
15771	Includes Gasket; 31378, 31383	16139	31372	16390	31332
15775	31534	16166	31718, 35337	16391	31332
15777	Includes Front & Rear Gasket	16168	35337	16392	31332
15788	31307 (2)	16179	31365	16395	31599
15800	Includes Front & Rear Gasket	16185	31307 (2)	16396	31332
15801	Includes Gasket	16186	31597	16397	31334
15805	31372	16187	31597	16399	31576, 31540
15810	31600, 31369	16189	31374, 31332	16400	31576, 31540
15812	Includes Gasket	16190	31625	16408	31642, 31595
15815	Includes Gasket	16191	31332 (2)	16409	31313, 31388
15816	Includes Gasket	16192	31377	16410	31632
15817	31587	16194	31599, 31596	16418	31332 (2)
15818	31587	16195	31653, 31534	16419	31334
15823	31369 (2)	16196	31653, 31534	16420	31648
15826	31585 (2)	16197	31688, 31386	16429	31658
15827	31589, 31571	16198	31688, 31386	16432	31374
15828	31372	16199	31369, 31388	16433	31639
15831	31571	16201	31534, 31388	16434	31372
15833	31369 (2)	16203	31638	16436	31644, 31589
15842	Includes Gasket	16205	31369	16437	31721
15844	31604	16206	31309	16438	31334
15845	31310, 31358	16208	31307	16439	31357, 31383
15846	31310, 31512	16209	31576	16447	31602, 31737
15847	31589, 35343	16210	31540 (2)	16448	31722, 31391
15848	31307 (2)	16211	31533	16450	31724, 31377
15851	31540 (2)	16212	31357, 31383	16451	31724, 31377
15852	31611	16220	31642, 31595	16452	31725, 31540
15853	31537, 31532	16221	31334	16453	31725, 31540
15856	31589, 31571	16222	31602, 31397	16454	31725, 31540
15857	31589, 31571	16223	Includes Front Gasket	16455	31534 (2)
15858	31589, 31571	16286	31377	16456	Includes Front Gasket, 31658, 36454
15860	31571	16288	31374	16457	31645, 31383
15861	31620, 31578	16290	31307	16458	31645, 31383
15862	31622, 31578	16291	31632	16459	31619, 31383
15863	31619, 31354	16296	31388 (2)	16460	31633, 31383
16008	31369 (2)	16299	31644, 31383	16461	31310 (2)
16018	31512	16311	31630, 31307	16462	31673, 31383
16033	31540 (2)	16322	31555, 31374	16464	31534 (2)
16047	31596, 31532	16323	31644, 31369	16467	31576 (2)
16049	31512	16326	31540	16468	31576 (2)
16053	Includes Front & Rear Gasket	16332	31719, 31541 (2)	16469	31611
16063	(2) 31549	16335	31630, 31532	16470	31332
16064	31619, 31383	16336	31512	16473	31337
16067	31378, 31383	16337	31379	16474	31726, 31727
16070	31619, 31383	16339	31614	16475	Includes Front & Rear Gasket
16085	31625	16342	31348, 31566	16478	31576
16086	31519 (2)	16343	31397	16479	31576
16088	31537 (2)	16344	Includes Front Gasket, 31397	16480	31630
16089	31310 (2)	16350	31639	16482	31534

## CONVERTER GASKET/FLANGE TABLE

Converter	Hardware	Converter	Hardware	Converter	Hardware
16483	31640	16612	Includes Front & Rear Gasket	16741	31556, 31737
16486	31559	16616	31576	16767	31534 (2)
16488	31576, 31540	16617	35129	16768	31540
16489	31576, 31540	16618	Includes Front & Rear Gasket	16773	Includes Gasket
16490	31632	16619	Includes Front & Rear Gasket	40234	31512 (2), 31573
16491	31709	16620	Includes Front & Rear Gasket	40236	31334 (RH), 31374 (LH), 31555, 35129
16498	Includes Front Gasket	16621	Includes Front & Rear Gasket		
16499	31596	16622	Includes Front & Rear Gasket	40594	31588 (2), 31574
16500	31559 (2)	16623	Includes Front & Rear Gasket	40595	31588 (2), 31574
16502	31559 (2)	16624	31332	40596	31588 (2), 31574
16506	31598	16625	31332	40597	31588 (2), 31574
16507	31709	16626	31578	40628	31588 (2), 31571
16508	31602	16627	31619	40629	31588 (2), 31571
16509	31574	16628	31619	40630	31588 (2), 31574
16510	31362	16629	31578	40631	31574
16512	31632	16630	31632	40632	35336
16513	31337, 31534	16631	31602	40633	35336
16518	31332	16632	31332	40634	35336
16519	31332	16633	31350	47846	31597
16520	31602 (2)	16634	Includes Front & Rear Gasket, 31639	47848	31639, 31387
16524	31534	16635	Includes Front & Rear Gasket	47855	31374, 31357
16529	31537	16636	31630	48353	31379, 31357
16530	31537	16637	31615	50300	31398 (2)
16531	31725, 31369	16638	31733, 31377	50316	31618, 35793, 35337
16532	Includes Front & Rear Gasket	16639	31332	50330	31355 (2), 31616
16533	31632, 31534	16640	Includes Gasket	50336	31610, 31616
16534	31585	16641	31614	50403	Includes Gasket
16535	31374, 31384	16642	Includes Front & Rear Gasket	50410	31588 (2), 31575
16543	Includes Front & Rear Gasket	16643	31733, 31377	50417	31311
16544	31357	16646	31337	50434	31532
16546	31357	16647	31730, 31512	50436	31636, 31512
16547	Includes Front & Rear Gasket	16648	31640, 31537	50456	31332 (2), 31374
16549	31540, 35336	16651	Includes Front & Rear Gasket	50483	31332, 31631
16550	31622	16652	Includes Front & Rear Gasket	50486	31554 (RH), 31718 (LH)
16554	Includes Front & Rear Gasket	16653	31540	50490	31554 (RH), 31718 (LH)
16555	Includes Front & Rear Gasket	16654	31600, 31555	50511	31554 (RH), 31718 (LH)
16556	31307 (2)	16656	31712	50522	31355 (2), 31540
16557	31357	16657	Includes Front & Rear Gasket	50525	31588 (2), 31574
16558	31534	16658	31733, 31377	50526	31588 (2), 31571
16561	31534	16660	31639	50530	31623
16562	31610	16661	31332	50531	31961, 35336, 35337
16563	31718	16664	Includes Front & Rear Gasket	50532	31961, 35336, 35337
16564	31613 (2), 31383	16665	Includes Front & Rear Gasket	50533	31961, 35336, 35337
16566	31540	16666	Includes Front Gasket	50534	31961, 35336, 35337
16568	31309	16668	31576, 31540	50535	35337
16569	31332	16671	31554, 31610	50536	35337
16570	31574, 35337	16672	Includes Front & Rear Gasket	50539	31566 (2), 31534
16571	31550, 31374	16674	Includes Front & Rear Gasket	50546	31588 (2), 31574
16572	Includes Gasket	16675	Includes Front Gasket	50547	31588 (2), 31574
16573	Includes Front & Rear Gasket	16676	31722, 31391	50566	31718, 31657
16574	31652 (2)	16677	31576 (2)	50567	35337
16575	31374, 31357	16678	31722, 31391	50569	35794
16577	31602, 31632	16680	31534	50570	31355 (2), 31540
16578	31555	16682	31332	50600	31728 (2)
16579	31611	16683	31332	50601	31554 (RH), 31718 (LH), 31574
16580	31390	16684	31534, 31379	52218	31635, 31307
16581	31602, 31652	16685	31534, 31379	52280	31634, 31337
16582	31639	16686	31587	52281	31634, 31337
16583	31337	16688	31615	52283	31635, 31337
16584	31540	16689	31613 (2), 31369	52284	31634, 31307
16585	31337 (2)	16690	31337	52377	31384, 31374
16586	31709	16691	31639 (2)	52431	31637, 31372, 36129
16590	31556	16692	31615	53196	Includes Front & Rear Gasket
16591	31540, 35335	16693	31639 (2)	53207	31320 (2), 31374
16592	31313, 31307	16695	31556, 31369	53229	36364
16593	31355	16698	31640	53233	31599
16594	31673	16699	31367 (2)	53255	31609, 31372
16596	Includes Front & Rear Gasket	16704	Includes Front & Rear Gasket	53268	31372, 31332
16597	31360	16706	31619	53270	31336
16598	Includes Front & Rear Gasket	16707	31337, 31534	53271	31336
16600	31332	16719	Includes Gasket	53274	31311
16604	31337 (2)	16720	31632	53275	31512
16605	31540	16721	Includes Gasket	53287	31332 (2), 31384
16606	31585	16728	31337	53292	31531
16611	31555	16729	31556	53310	31596, 31332

GENERAL INFORMATION

PASSENGER CAR

LIGHT TRUCK

MUFFLER SPECS.

OPTIONAL MUFFLERS

ACCESSORIES

FOOTNOTES

# ACCESSORIES

## CONVERTER GASKET/FLANGE TABLE

Converter	Hardware	Converter	Hardware	Converter	Hardware
53346	31559, 31311	54401	35337	55312	31599, 31534
53349	31616	54402	35337	55313	35337 (2)
53350	31596, 31374	54403	35337	55314	35337 (2)
53389	31578, 35335	54405	35337	55317	35388 (2), 35337
53410	31609, 31372	54406	35337	55328	35337
53411	35337	54413	31557, 35510	55380	31332 (2), 31585
53412	35337	54414	31600, 35510	55435	31585 (2)
53413	35337	54415	35337	55477	31657
53414	31332 (2)	54423	31610	55526	31643, 31369
53416	31332 (2)	54424	35337	55537	31374 (2)
53418	31597, 35335	54434	31566, 31534	55571	31718
53419	31597, 35336	54435	31638, 35794	55577	31718
53425	31637, 31372	54437	31638, 35794	55583	31383, 31615
53434	31669	54438	31638, 35794	55603	31585 (2)
53574	31374, 31585	54573	31310, 31357	55609	31539, 31639, 31529
53717	31639	54626	31532, 31602	55613	31332 (2)
53862	31357, 31383	54627	31605, 31578	55614	31718
53869	35337	54629	31602, 31369	55616	31610, 31571
53880	31589	54686	31334 (2), 31540	55620	31605, 31532
53885	31369 (2)	54691	31629, 31369	55622	31574
53890	31337, 31721, 31574	54705	31332 (2)	55637	31731, 31534
53898	31307, 31721, 31311	54723	31374 (2)	55639	31311
53904	35337	54737	31585 (2)	55640	31311
53964	31578	54775	31332 (2)	55643	31369, 31630
54158	Includes Front & Rear Gasket	54782	31355, 31540	55644	31383, 31639
54160	Includes Front & Rear Gasket	54787	31585 (2)	55666	31312, 31307
54173	31531	54788	31639	55668	31372
54205	36364	54809	31377 (2), 31640	55673	31369, 31600
54206	31606, 31369	54833	31369 (2)	55690	31399
54208	31600, 31369	54834	31539	55691	31399
54262	31606, 31369	54841	31332 (2)	55692	31638
54266	31600, 31601	54848	31387	56013	31597
54268	31512	54850	31652	56021	31597
54281	31603	54867	Includes Front & Rear Gasket	56022	31608
54302	31617, 31578	54868	31332 (2), 31374	56077	31602, 31532
54303	31617, 31578	54870	31643, 31369	56084	35337
54317	31605, 31546	54874	31555	56086	35337
54333	31596, 31320	54875	31377 (2), 31540	56087	35337
54339	31559, 31311	54885	31337, 31534	56090	35337
54341	May Require 35281 (2) at Inlet	54897	Includes Front & Rear Gasket	56091	35337
54345	31336	54898	Includes Front & Rear Gasket	56092	35337
54346	31336	54899	31574	56094	35337
54360	31658, 31540	54900	Includes Front Gasket	56095	35337
54365	31534 (2)	54907	31615	56102	31638, 35794
54376	31597	54910	31337	56203	31602, 31532
54381	31597, 35336	55108	Includes Front & Rear Gasket	56240	31370
54392	35336	55157	31320	56241	31399, 31884
54393	35336	55274	31602, 31532	56250	31374 (2)
54396	35337	55304	31536, 31534	56256	31729
54397	35337	55306	35337	56263	31311, 31540
54399	31557 (RH), 31383 (LH), 35129	55307	35337	56264	31311, 31630



## HANGERS

<p><b>35027</b> 50/Carton - Bulk</p>	<p><b>35209</b></p>	<p><b>35210</b></p>	<p><b>35261</b></p>	<p><b>35315</b></p>
<p><b>35398</b> 50/Carton - Bulk</p>	<p><b>35417</b> 50/Carton - Bulk</p>	<p><b>35418</b> 50/Carton - Bulk</p>	<p><b>35419</b> 50/Carton - Bulk</p>	<p><b>35517</b></p>
<p><b>35552</b></p>	<p><b>35600</b> 50/Carton</p>	<p><b>35606</b> Fits 3" Pipe</p>	<p><b>35819</b></p>	<p><b>35852</b> Fits 3 1/2" Pipe</p>
<p><b>35855</b> Fits 7" Pipe</p>	<p><b>35880</b></p>	<p><b>35883</b></p>	<p><b>35913</b> 50/Carton - Bulk</p>	<p><b>35944</b> 50/Carton - Bulk (35103 - Individual No.)</p>

GENERAL  
INFORMATION

PASSENGER  
CAR

LIGHT  
TRUCK

MUFFLER  
SPECS.

OPTIONAL  
MUFFLERS

ACCESSORIES

FOOTNOTES

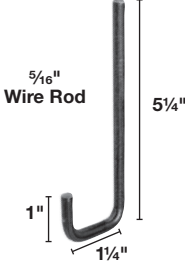
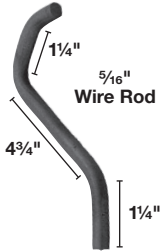

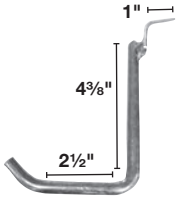
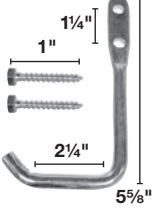


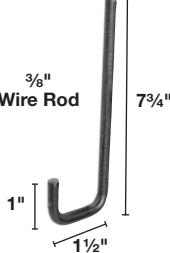
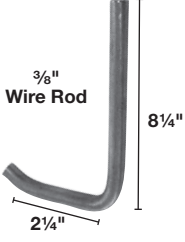


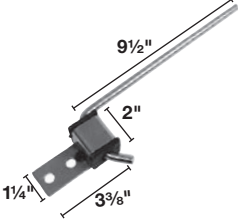
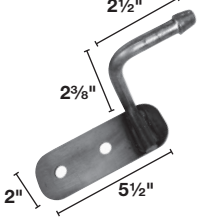
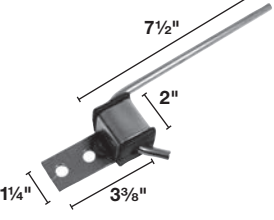
# ACCESSORIES

## HANGERS

<p><b>35945</b> 50/Carton - Bulk</p>	<p><b>35957</b> 50/Carton - Bulk</p>	<p><b>35966</b></p>	<p><b>36272</b></p>	<p><b>36273</b></p>
<p><b>36274</b></p>	<p><b>36508</b></p>	<p><b>36540</b></p>		



## HANGERS

 <p>5/16" Wire Rod</p> <p>5 1/4"</p> <p>1"</p> <p>1 1/4"</p> <p><b>35004</b> 25/Carton - Bulk</p>	 <p>1 1/4"</p> <p>5/16" Wire Rod</p> <p>4 3/4"</p> <p>1 1/4"</p> <p><b>35005</b> 25/Carton - Bulk</p>	 <p>5/16" Wire Rod</p> <p>5 3/8"</p> <p>1 1/2"</p> <p>1 1/2"</p> <p><b>35026</b> 25/Carton - Bulk</p>	 <p>1"</p> <p>4 3/8"</p> <p>2 1/2"</p> <p><b>35236</b></p>
 <p>1 1/4"</p> <p>1"</p> <p>2 1/4"</p> <p>5 5/8"</p> <p><b>35243</b></p>	 <p>6 3/4"</p> <p>3/8" Wire Rod</p> <p>2 1/2"</p> <p><b>35411</b> 25/Carton - Bulk</p>	 <p>5/16" Wire Rod</p> <p>7 3/4"</p> <p>1 1/4"</p> <p>1 1/2"</p> <p><b>35629</b> 25/Carton - Bulk</p>	 <p>3/8" Wire Rod</p> <p>7 3/4"</p> <p>1"</p> <p>1 1/2"</p> <p><b>35671</b> 25/Carton - Bulk</p>
 <p>3/8" Wire Rod</p> <p>8 1/4"</p> <p>2 1/4"</p> <p><b>35673</b> 25/Carton - Bulk</p>	 <p>1/2" Wire Rod</p> <p>9 3/4"</p> <p>2 1/4"</p> <p><b>35691</b> 25/Carton - Bulk</p>	 <p>3/8" Wire Rod</p> <p>9 3/4"</p> <p>2 1/4"</p> <p><b>35780</b> 25/Carton - Bulk</p>	 <p>9 1/2"</p> <p>2"</p> <p>1 1/4"</p> <p>3 3/8"</p> <p><b>36516</b> 50/Carton - Bulk</p>
 <p>2 1/2"</p> <p>2 3/8"</p> <p>2"</p> <p>5 1/2"</p> <p><b>36517</b></p>	 <p>7 1/2"</p> <p>2"</p> <p>1 1/4"</p> <p>3 3/8"</p> <p><b>36518</b> 50/Carton - Bulk</p>		

GENERAL INFORMATION

PASSENGER CAR

LIGHT TRUCK

MUFFLER SPECS.

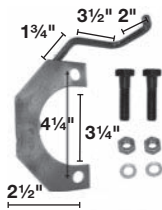
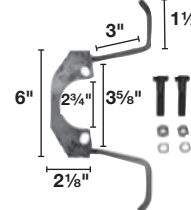
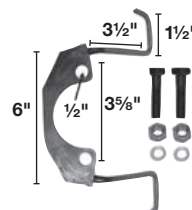
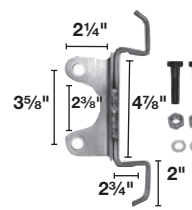
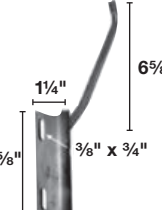
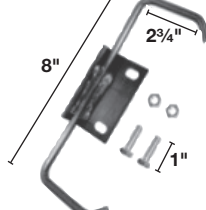
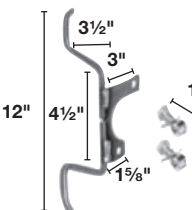
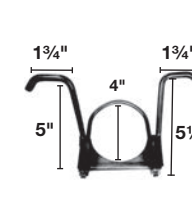
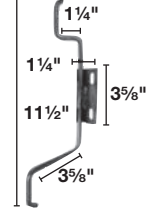
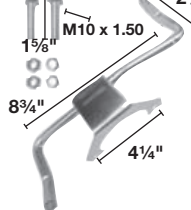
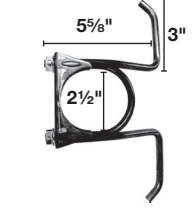
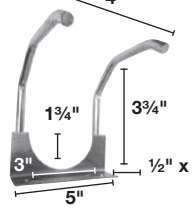
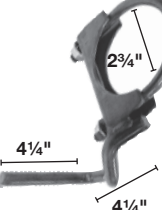
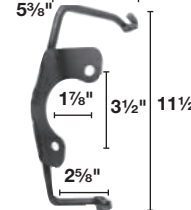


OPTIONAL MUFFLERS

ACCESSORIES

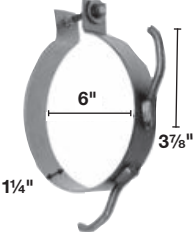
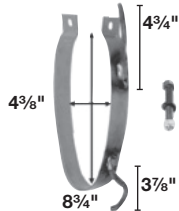
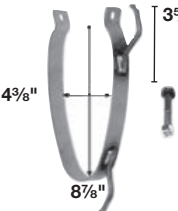
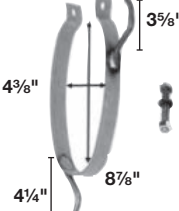
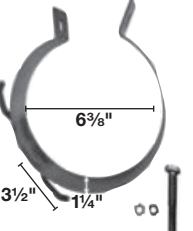
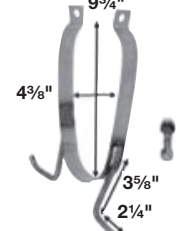
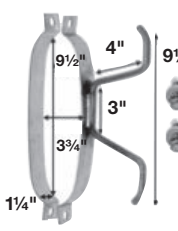
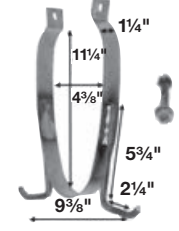
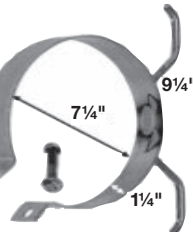

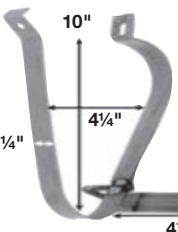
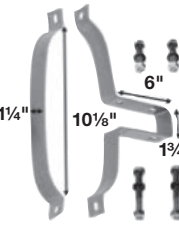
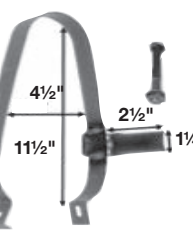
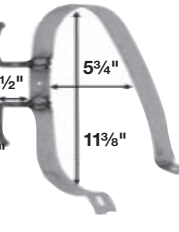
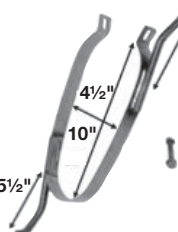
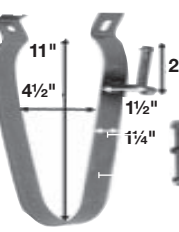
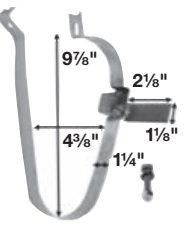
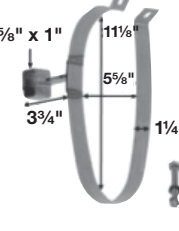
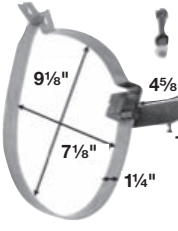
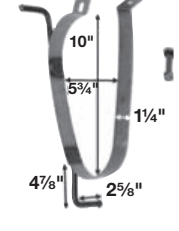
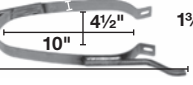
FOOTNOTES

# ACCESSORIES

## HANGERS

 <p><b>35001</b></p>	 <p><b>35014</b></p>	 <p><b>35035</b></p>	 <p><b>35106</b></p>
 <p><b>35219</b></p>	 <p><b>35489</b></p>	 <p><b>35814</b></p>	 <p><b>36119</b></p>
 <p><b>36126</b></p>	 <p><b>36237</b></p>	 <p><b>36369</b></p>	 <p><b>36370</b></p>
 <p><b>36379</b></p>	 <p><b>36395</b></p>	 <p><b>36526</b></p>	 <p><b>36527</b></p>

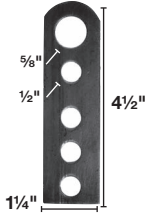
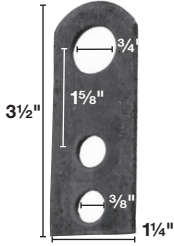
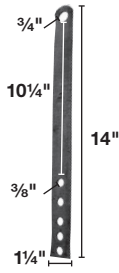
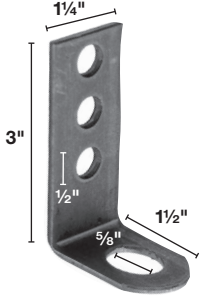
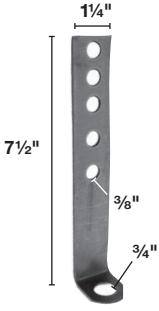
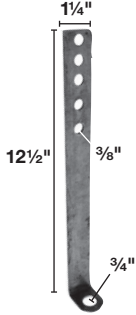
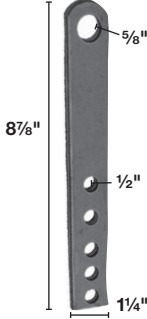
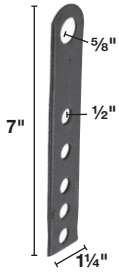
## HANGERS

 <p>6" 3 7/8" 1 1/4"</p> <p><b>35150</b></p>	 <p>4 3/8" 4 3/4" 8 3/4" 3 7/8"</p> <p><b>35151</b></p>	 <p>4 3/8" 3 5/8" 8 7/8"</p> <p><b>35152</b></p>	 <p>4 3/8" 3 5/8" 4 1/4" 8 7/8"</p> <p><b>35158</b></p>	GENERAL INFORMATION
 <p>6 3/8" 3 1/2" 1 1/4"</p> <p><b>35159</b></p>	 <p>9 3/4" 4 3/8" 3 5/8" 2 1/4"</p> <p><b>35163</b></p>	 <p>9 1/2" 4" 3" 3 3/4" 1 1/4" 9 1/4"</p> <p><b>35274</b></p>	 <p>1 1/4" 11 1/4" 4 3/8" 5 3/4" 2 1/4" 9 3/8"</p> <p><b>35276</b></p>	PASSENGER CAR
 <p>7 1/4" 9 1/4" 1 1/4"</p> <p><b>35502</b></p>	 <p>10 7/8" 1 1/4" 5 7/8"</p> <p><b>35511</b></p>	 <p>10" 4 1/4" 1 1/4" 4 1/2"</p> <p><b>35724</b></p>	 <p>1 1/4" 10 7/8" 6" 1 1/4"</p> <p><b>35766</b></p>	LIGHT TRUCK
 <p>4 1/2" 11 1/2" 2 1/2" 1 1/4"</p> <p><b>36153</b></p>	 <p>1 1/2" 5 3/4" 11 3/8" 2 1/4"</p> <p><b>36163</b></p>	 <p>5 1/2" 4 1/2" 10" 5 1/2"</p> <p><b>36234</b></p>	 <p>11" 4 1/2" 2 3/4" 1 1/2" 1 1/4"</p> <p><b>36360</b></p>	MUFFLER SPECS.
 <p>9 7/8" 4 3/8" 2 1/8" 1 1/8" 1 1/4"</p> <p><b>36372</b></p>	 <p>1 5/8" x 1" 11 1/8" 5 5/8" 3 3/4" 1 1/4"</p> <p><b>36375</b></p>	 <p>9 1/8" 7 1/8" 4 5/8" 1 1/4"</p> <p><b>36376</b></p>	 <p>10" 5 3/4" 1 1/4" 4 7/8" 2 5/8"</p> <p><b>36380</b></p>	OPTIONAL MUFFLERS
 <p>1" 18 1/4" 10" 4 1/2" 1 3/4"</p> <p><b>36525</b></p>				ACCESSORIES
				FOOTNOTES

**NOTE:** Units shipped individually, unless otherwise noted.

# ACCESSORIES

## BRACKETS

 <p><b>35018</b> 50/Carton</p>	 <p><b>35308</b> 50/Carton</p>	 <p><b>35309</b> 50/Carton</p>	 <p><b>35312</b> 50/Carton</p>
 <p><b>35327</b> 50/Carton</p>	 <p><b>35328</b> 50/Carton</p>	 <p><b>35396</b> 50/Carton</p>	 <p><b>35397</b> 50/Carton</p>

## BRACKETS

 <p><b>35003</b></p>	 <p><b>35019</b> 25/Carton - Bulk</p>	 <p><b>35098</b> 100/Carton - Bulk</p>	 <p><b>35125</b></p>
 <p><b>35148</b></p>	 <p><b>35333</b> 25/Carton - Bulk</p>	 <p><b>35358</b></p>	 <p><b>35362</b></p>
 <p><b>35463</b></p>	 <p><b>35662</b></p>	 <p><b>35674</b> 50/Carton - Bulk</p>	 <p><b>35940</b></p>
 <p><b>36121</b></p>			

GENERAL  
INFORMATION

PASSENGER  
CAR

LIGHT  
TRUCK

MUFFLER  
SPECS.

OPTIONAL  
MUFFLERS

ACCESSORIES

FOOTNOTES

# ACCESSORIES

## INSULATORS

<p><b>35017</b></p>	<p><b>35029</b></p>	<p><b>35038</b> 25/Carton (35119 - Individual No.)</p>	
<p><b>35087</b> 25/Carton</p>	<p><b>35088</b> 25/Carton (35351 - Individual No.)</p>	<p><b>35091</b> 25/Carton (35362 - Individual No.)</p>	<p><b>35093</b> 25/Carton</p>
<p><b>35111</b></p>	<p><b>35114</b></p>	<p><b>35120</b></p>	<p><b>35143</b></p>
<p><b>35145</b></p>	<p><b>35149</b></p>	<p><b>35182</b></p>	<p><b>35206</b></p>
<p><b>35212</b></p>	<p><b>35229</b></p>	<p><b>35230</b></p>	<p><b>35296</b></p>

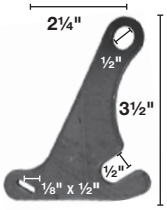



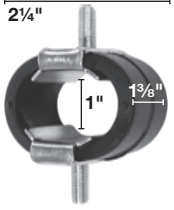
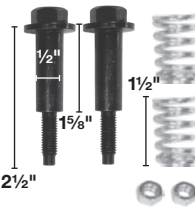



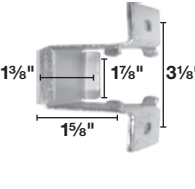

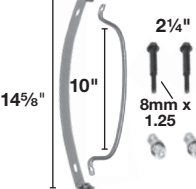
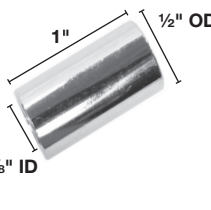
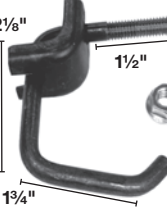
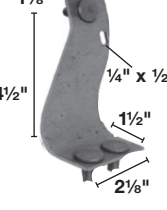



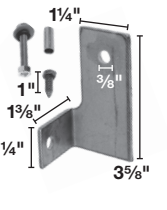

## INSULATORS

 <p><b>35374</b></p>	 <p><b>35375</b></p>	 <p><b>35385</b></p>	 <p><b>35391</b> 50/Carton (35352 - Individual No.)</p>	GENERAL INFORMATION
 <p><b>35460</b></p>	 <p><b>35466</b></p>	 <p><b>35473</b></p>	 <p><b>35637</b></p>	PASSENGER CAR
 <p><b>35646</b></p>	 <p><b>35719</b></p>	 <p><b>35725</b></p>	 <p><b>35728</b></p>	LIGHT TRUCK
 <p><b>35750</b></p>	 <p><b>35811</b></p>	 <p><b>35911</b></p>	 <p><b>35918</b></p>	MUFFLER SPECS.
 <p><b>35951</b></p>	 <p><b>36221</b></p>	 <p><b>36229</b></p>	 <p><b>36230</b></p>	OPTIONAL MUFFLERS
ACCESSORIES				
FOOTNOTES				

**NOTE:** Units shipped individually, unless otherwise noted.

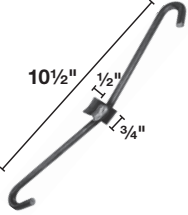

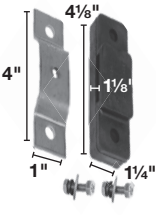
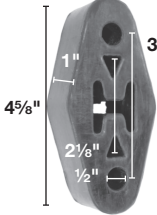
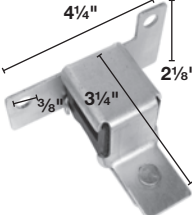
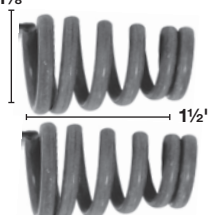

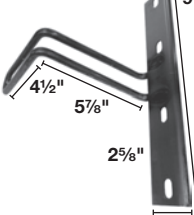

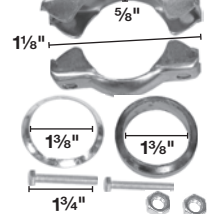

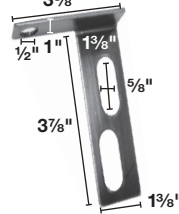




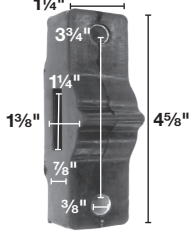
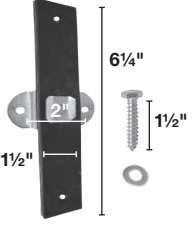


# ACCESSORIES

## MISC. ACCESSORIES

 <p>2 1/4" 1/2" 3 1/2" 1/8" x 1/2"</p> <p><b>35010</b></p>	 <p>1" 1/2" OD 3/8" ID</p> <p><b>35015</b></p>	 <p>1 3/4" 3" 1/2" 1 1/8" 1 1/2"</p> <p><b>35031</b></p>	 <p>2 1/2" 3/4"</p> <p><b>35123</b></p>
 <p>2 1/4" 1" 1 3/8"</p> <p><b>35126</b></p>	 <p>1/2" 1 5/8" 1 1/2" 2 1/2"</p> <p><b>35129</b></p>	 <p>1 1/2" 5/8" ID</p> <p><b>35133</b></p>	 <p>1/2" 1 3/4" 10mm x 1.25 3"</p> <p><b>35138</b></p>
 <p>6mm x 1.00 1 7/8" 1" 7/8"</p> <p><b>35144</b></p>	 <p>1 3/8" 1 7/8" 3 1/8" 1 5/8"</p> <p><b>35181</b></p>	 <p><b>35183</b></p>	 <p>14 5/8" 10" 2 1/4" 8mm x 1.25</p> <p><b>35186</b></p>
 <p>1" 1/2" OD 3/8" ID</p> <p><b>35192</b></p>	 <p>2 1/4" 2 1/8" 1 1/2" 1 3/4"</p> <p><b>35199</b></p>	 <p>1 3/8" 4 1/2" 1/4" x 1/2" 1 1/2" 2 1/8"</p> <p><b>35218</b></p>	 <p>1" 2 5/8" 3/8" 1 1/4"</p> <p><b>35231</b></p>
 <p><b>35232</b></p>	 <p>1" 1 3/4" 1 3/4" 1 1/2" 3/8"</p> <p><b>35233</b></p>	 <p>1 1/4" 1 1/8" 1 1/4" 3 5/8" 3 5/8" 3/8"</p> <p><b>35235</b></p>	 <p>2" 5" 3/8"</p> <p><b>35241</b></p>



## MISC. ACCESSORIES

 <p>35242</p>	 <p>35245</p>	 <p>35248</p>	 <p>35259</p>
 <p>35262</p>	 <p>35281</p>	 <p>35286</p>	 <p>35287</p>
 <p>35313</p>	 <p>35317</p>	 <p>35320</p>	 <p>35339</p>
 <p>35340</p>	 <p>35412</p>	 <p>35430</p>	 <p>35452</p>
 <p>35462</p>	 <p>35475</p>	 <p>35509</p>	 <p>35510</p>

GENERAL INFORMATION

PASSENGER CAR

LIGHT TRUCK

MUFFLER SPECS.

OPTIONAL MUFFLERS

ACCESSORIES

FOOTNOTES

# ACCESSORIES

## MISC. ACCESSORIES

<p>35525</p>	<p>35527</p>	<p>35564</p>	<p>35625</p>
<p>35639</p>	<p>35648</p>	<p>35702</p>	<p>35706</p>
<p>35711</p>	<p>35723</p>	<p>35755</p>	<p>35767</p>
<p>35802</p>	<p>35815</p>	<p>35816</p>	<p>35870</p>
<p>35884</p>	<p>35885</p>	<p>35893</p>	<p>35941</p>

## MISC. ACCESSORIES

<p>36122</p>	<p>36129</p>	<p>36152</p>	<p>36222</p>
<p>36223</p>	<p>36228</p>	<p>36364</p>	<p>36377</p>
<p>36378</p>	<p>36402</p>	<p>36404</p>	<p>36454</p>
<p>36463</p>	<p>36515</p>	<p>36519</p>	<p>36521</p>

GENERAL INFORMATION

PASSENGER CAR

LIGHT TRUCK

MUFFLER SPECS.

OPTIONAL MUFFLERS

ACCESSORIES

FOOTNOTES

# ACCESSORIES

## MOUNTING HARDWARE

English parts are zinc plated and Metric parts are black

### CAP SCREWS—English—grade 5

Part No.	Size	Carton Qty.
35065*	5/16" x 18 x 1"	100
35066	5/16" x 18 x 1 1/2"	100
35067	5/16" x 18 x 2"	100
35068*	3/8" x 16 x 1"	100
35069	3/8" x 16 x 1 1/2"	100
35070	3/8" x 16 x 2"	100
35650	3/8" x 16 x 3"	100



### CAP SCREWS—Metric—grade 8

Part No.	Size	Pitch	Carton Qty.
35080*	8mm x 20mm	1.25	25
35081*	8mm x 40mm	1.25	25
35082*	10mm x 30mm	1.25	25
35083*	10mm x 20mm	1.25	25
35084*	10mm x 40mm	1.25	25

\* Fully Threaded

### MANIFOLD STUDS—English

Part No.	Size	Carton Qty.
35059	7/16" — 14 / 7/16" — 20 x 2 1/4"	25
35060	3/8" — 16 / 3/8" — 16 x 2 1/2"	25
35061	3/8" — 24 / 3/8" — 16 x 2 3/4"	25
35653#	3/8" — 16 / 3/8" — 16 x 2 1/2"	25
35655	3/8" — 16 / 7/8" — 16 x 3 1/4"	25
35656	7/16" — 14 / 7/16" — 14 x 3 1/2"	25



# With Finder End

### MANIFOLD STUDS—Metric

Part No.	Size	Pitch	Carton Qty.
35062	8mm/8mm x 38mm	1.25/1.25	25
35025	10mm/10mm x 38mm	1.25/1.25	25

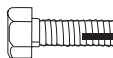
### SHEET METAL SCREWS

Part No.	Size	Carton Qty.
35056	5/16" x 1 1/4"	100
35652	3/8" x 1"	100
35058	3/8" x 1 1/2"	100



### SELF TAPPING SCREWS

Part No.	Size	Carton Qty.
35057	5/16" x 1 1/2"	100



### LOCK WASHERS

Part No.	Size	Carton Qty.
35052	5/16"	100
35053	3/8"	100
35054	7/16"	100



### HEX NUTS—English

Part No.	Size	Carton Qty.
35074	5/16" — 18"	100
35075	3/8" — 16"	100
35076	7/16" — 14"	100
35085	3/8" — 24"	100
35086	7/16" — 20"	100
35902*#	5/16" — 16"	25



\* Brass # High Style

### HEX NUTS—Metric

Part No.	Size	Pitch	Carton Qty.
35077	8mm	1.25	50
35078	10mm	1.50	50
35079	10mm	1.25	50

### FLAT WASHERS

Part No.	Size	O.D.	Carton Qty.
35904	5/16"	1 1/16"	250
35905	3/8"	1 3/16"	250
35906	7/16"	59/64"	250



### FENDER WASHERS

Part No.	Size	O.D.	Carton Qty.
35050	5/16"	1 1/4"	100



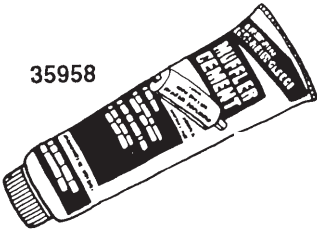
### THREAD/PITCH CHARTS

Dia.	Threads/Inch	
	USS <sup>1</sup>	SAE <sup>2</sup>
5/16"	18	24
3/8"	16	24
7/16"	14	20

Dia.	Pitch	
	Std.	Fine
8mm	1.25	1.00
10mm	1.50	1.25

<sup>1</sup> Coarse    <sup>2</sup> Fine

35958

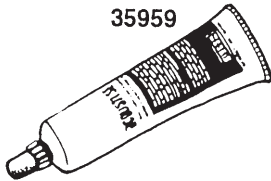


## Muffler Cement

**35958**

Consists of iron-reinforced material tested to 1200° F. Effective for sealing exhaust joints subject to elevated temperatures - such as catalytic converters. Available in 16 oz. tubes only. Order in Qty. of 12.

35959



## Sealing Compound

**35959**

Stops sound leaks and prevents dangerous exhaust gas leakage to 900° F. Ideal for "out-of-round" muffler and pipe connections. Easy to apply. Available in 5 oz. tubes. Order in Qty. of 12.

## Pipe Hooks



35729  
35165  
35187

**35729** - Up to 2½" Diameter.

**35165** - For 2¾" to 4" Diameter.

**35187** - For 5" to 6" Diameter.

Packaged 50 to a box, these hooks provide an economical and easy method to storing exhaust and tail pipes.

# FRENCH FOOTNOTES

ID	du dia Description	ID	du dia Description
●	Nouveau numéro.	44	Si le tuyau avant d'É.O. est réutilisé, le tuyau de raccord n°41951 est requis.
⊙	Tuyau à lame d'air. L'aspect peut être différent du tuyau d'É.O. La lame d'air entre les tuyaux agit comme isolant contre la chaleur.	45	Le système d'échappement d'ÉO est complètement soudé. Des adaptateurs additionnels et la coupe des tuyaux d'ÉO peuvent être nécessaires pour compléter l'installation.
⊕	À écran thermique soudé.	46	Requiert un silencieux n°21282.
▲	Disponibilité limitée.	47	Conforme à OBDII, tel qu'exigé par le CARB.
◆	Si c'est un ensemble soudé, remplacer toutes les pièces requises.	48	Avec ressort à lames arrière.
#	Modifications et/ou pièces additionnelles requises.	49	Tuyau de sortie latéral. Le modèle d'É.O. pour les zones avec loi anti-bruit est la sortie du tuyau latéral arr. droit.
1	Joint d'étanchéité en amiante n°31500 aussi disponible.	50	Bouchon de sonde d'oxygène n°35299 requis sur les modèles 1994-95.
2	Aussi disp., l'isolateur n°35261 pour rempl. la section de courroie usée du support d'É.O.	51	Les deux pièces sont requises.
3	Peut nécessiter 35574 - ensemble de tuyaux d'injection d'air pour l'installation.	52	Moteur V304 seulement.
4	Requiert une bride n°35408 de 2 po.	53	Sauf empattement de 139 po à codes de frein à main 04272 et 04282 et empat. de 169 po. à codes de trans. auxil.13522 et 13524.
5	Requiert une bride n°35413 de 2¼ po.	54	Moteur à essence V345.
6	Requiert une bride n°35414 de 2½ po.	55	Les deux pièces doivent être remplacées.
7	Exc. familiale.	56	Convertisseur de première qualité OBDII. Légal pour utilisation dans l'État de Californie.
8	Familiale seulement.	57	Aussi disponible, le support universel n°35210.
9	Compatible avec les normes fédérales/EPA concernant l'émission des véhicules	58	Inclut le raccord EGT.
10	Ne peut pas légalement être vendu en vue d'installation sur des véhicules immatriculés dans l'État de Californie.	59	Aussi disponible, le support universel n°35209.
11	Sauf dans les zones où il y a une loi anti-bruit.	60	Acier inoxydable type 409.
12	Le rivet doit être enlevé par forage du support d'É.O.	61	Couper à longueur requise.
13	Remplacement de la structure et de l'attache du support de type d'É.O.	62	Convertisseur à montage direct, le tuyau n°45165 fait partie du convertisseur.
14	Le rivet doit être enlevé par perçage du support d'É.O.	63	Réutiliser l'écran thermique d'ÉO. Des modifications peuvent être nécessaires.
15	Couper 2½ po de la sortie.	64	Inclut le nécessaire de boulon de ressort n°35129.
16	Le remplacement du silencieux nécessite le remplacement du tuyau de rallonge en H.	65	Couper 1½ po du bout de l'entrée.
17	Mesurer le vieux système pour déterminer la longueur requise.	66	Coude et bride dans la boîte.
18	Couper 4 po de la sortie.	67	Utiliser le bouchon de sonde d'oxygène n°35299 à l'entrée. Si l'orifice de O2 n'est pas requis.
19	Moteur à essence V266 et 304.	68	Requiert un silencieux n°22329.
20	Requiert un tuyau de rallonge n°44621 si le convertisseur d'É.O. de 21 po est remplacé.	69	Moteur V266 seulement.
21	Couper 2 po de la sortie.	70	Étiquette d'identification du moteur code « W » (Windsor) ou « C » (Cleveland) situé sous le boulon de fixation de la bobine d'allumage.
22	Comprend un joint d'étanchéité.	71	Moteur à essence V392.
23	Joint d'étanchéité en amiante n°31400 aussi disponible.	72	Convertisseur à montage direct, le tuyau d'entrée fait partie du convertisseur.
24	Requiert une bride de 2½ po n°35337.	73	Sauf suspension extra-robuste.
25	Remplace plusieurs convertisseurs d'ÉO. Seuls les convertisseurs défectueux doivent être remplacés. Voir le guide d'installation de convertisseurs catalytiques.	74	Compatible avec les normes californiennes/des 50 États concernant l'émission des véhicules.
26	Doit utiliser l'écrou adaptateur fileté n°36339.	75	Requiert (1) bride n°35408 de 2 po pour fixer à l'attache sur le tuyau extérieur.
27	Peut nécessiter un adaptateur de sonde de température.	76	À convertisseur à lit de billes simple.
28	Sauf le contrôle du son.	77	Access. extra-robuste. Recommandé en cas de température excessive des gaz d'échap.
29	Installer le bouchon fourni dans le tuyau de prise d'air avant.	78	Il n'est pas nécessaire d'utiliser un support de poids d'amortissement.
30	Le tuyau en Y doit être coupé à ½ pouce du devant de la flasque. (voir illustration Direct-Fit).	79	À coque de convertisseur de 21 po.
31	L'attache de support inutilisée peut être coupée.	80	Couper 8½ de l'entrée.
32	Couper 16 po de l'entrée si empattement de 115 po.	81	Couper 16 po de l'entrée sur empattement de 114 po.
33	Avant le n° de série Q80,001.	82	Le tuyau inclut le silencieux auxiliaire.
34	Avec contrôle du son.	83	Après CH-D1008082-D2003193.
35	Utiliser le bouchon de sonde d'oxygène n°35299 sur modèles Calif. seulement jusqu'à 5/00 et sur modèles Federal et Calif. jusqu'à 6/00.	84	Sauf Calif. 1975-76.
36	Couper 15 po de l'entrée si empattement de 110 po.	85	S'ajuste au tuyau du silencieux auxiliaire d'origine seulement.
37	Compatible avec toutes les normes concernant l'émission des véhicules	86	Sur modèles plus vieux; l'attache est soudée sur le dessus du tuyau.
38	Après série Q80,001.	87	À entrée simple.
39	Si l'orifice de la sonde O2 est requise, enlever le bouchon.	88	Modèles récents; l'attache est soudée sous le tuyau.
40	Couper 20¼ po de l'entrée. Utiliser la pièce de 20¾ po.	89	À entrée double.
41	Aussi disponible, le joint n°31351 en acier fritté.	90	Trans. manuelle.
42	Le support de tuyau universel n°35600 peut être utilisé sur la plupart des modèles de support de tuyau arrière.	91	Raccord lisse à l'entrée.
43	Excluant châssis surbaissés, freins pneumatiques, autobus scolaires et véhicules à cabine double.	92	Transmission auto. seulement.
		93	À contrôles électroniques du moteur.
		94	Le remplacement est une unité séparée, le joint d'étanchéité 31512 est inclus.



# FRENCH FOOTNOTES

ID	du dia Description	ID	du dia Description
95	Peut nécessiter 2 ressorts 35281 à l'entrée.	153	Modèles à écrans thermiques, utiliser l'écran n°35567 et 2 courroies n°35564
97	Sur modèles 1987-88 « couper l'attache.	154	Couper 18 po de l'entrée sur empattement de 109 po.
98	Jeter l'attache ouverte d'É.O.	155	Sur modèles à échap. horizontal et tuyau de sortie horizontal.
99	Sauf sur châssis bas et renforcé, code 10492 et trans. auxil. codes 13522, 13523 et 13524.	156	Sur modèles à tuyau arr. de 2¼ po de D.E. Le silencieux et le tuyau arr. doivent être remplacés.
100	Convertisseur Ultra.	157	Boucher le raccord du tuyau d'air si nécessaire, à l'aide du bouchon de tuyau standard de ¾ po.
101	À convertisseur monolithique à lit double.	158	Requiert un connecteur n°41965.
102	Couper l'attache.	159	Doit enlever le boulon du bas de l'amortisseur et relever l'amortisseur pour une bonne installation, puis reboulonner l'amortisseur.
103	Empattement de 138 po requiert une bride n°35408 de 2 po.	160	PBV de moins de 8500.
104	Couper le bout de la sortie à la longueur requise si nécessaire.	161	Sur les modèles à châssis large, utiliser le n°41956 sur les sorties de tuyau arrière.
105	Requiert un adaptateur n° 41970 à la sortie du côté.	162	Réutiliser la bague du manchon.
106	Couper l'entrée à la longueur requise si nécessaire.	163	Contient du flexible.
107	Couper le bout de la sortie de 7 po pour un empattement de 124 po.	164	152 et 196 de cylindrée.
108	Non requis pour toutes les applications.	165	Pour 2002, les deux pièces sont requises.
109	Pour les modèles 1994 turbo, 35595 doit être utilisé et allongé de 1¼ po après la sortie de 42212.	166	Aussi disponible, la bride de 4 po chromée n° 35776.
110	Doit être monté à l'envers.	167	Flasque inclus avec le tuyau.
111	Couper 2 po de l'entrée.	168	Réutiliser le flasque d'É.O.
112	Couper 3 po de la sortie sur berline.	169	S/prise de force.
113	Couper 16 po de l'entrée sur empattement de 117 po.	170	Couper le support de fixation sur les modèles 1994.
114	Pour modèles de Californie 2002-04, enlever la tige de suspension.	171	Requiert un connecteur n°41956.
115	Tuyau d'acier aluminisé.	172	RÉutiliser liembout d'É.O.
116	Acier inoxydable poli, section arrière.	173	Tuyau de réglage d'É.O. non requis.
117	Couper 18 po de la sortie sur empattement de 106 po.	174	Couper 34 po de la sortie pour ajuster, sauf cabine double.
118	Utiliser le trou inférieur de montage pour fixer l'attache.	175	À mini-convertisseur à oxygène.
119	Réutiliser l'écran thermique d'É.O.	176	Joint de la sonde à oxygène.
120	Nécessite un ensemble de montage 36447 pour l'installation des tuyaux d'échappement arrière.	177	1986 après le châssis G2021147, G3015681, G7024052.
121	Sauf codes 13451 et 13454.	178	Requiert 1 boulon à tête hexagonale M10 X 1,5 X 1 po.
122	Aucun support de fixation.	179	Doit être monté avec des boulons à l'attache.
123	1980 avec surmultiplicateur auto.	180	Réutiliser l'ensemble de bride à contrepoids. Installer comme l'É.O.
124	Couper 2½ du bout de la sortie.	181	Le fil d'attache soudé sur le devant du sil. auxil. n'est pas utilisé sur ce modèle, pour modèles 1990.
125	Sauf moteur à essence V345 avant le ch,ssis SB351057.	182	Sauf sur 351 de cylindrée.
126	Modèle récent à attache soudée à 3 po de l'entrée.	183	Modèles 1988 avec collecteur en fonte.
127	Le support peut être démonté sur les modèles à moteur 2,0 litres.	184	Sur berlines, couper 3½ po de la sortie.
130	Ancien modèle à support soudé à 20 po de l'entrée.	185	Rallonge de tuyau arrière s/roues doubles.
131	Rallonge de tuyau arrière à roues doubles.	186	Sauf modèles MB300 et MB400 à roues arrières doubles.
132	PBV de moins de 1100.	187	Le boulon à épaulement d'É.O. n'est pas requis.
133	Joint d'étanchéité en fer fritté.	188	Dans le cas de trans. manuelle, couper 7/8 po de la sortie.
134	PBV de moins de 9000.	189	Le trou de 5/8 po de diamètre DOIT être percé par le grand trou dans le flasque du capteur afin que le capteur puisse être utilisé.
135	Tuyau à attache de type tige.	190	Assembler l'attache au silencieux avant de fixer l'isolateur.
136	Empattement de 124 po requiert une bride n°35413 de 2¼ po.	191	Il faut enlever le rivet par forage de l'attache fixée au véhicule.
137	Requiert un bouchon n°35299 sur modèle 1995 à trans. Auto.	192	Il faut couper le bout muni d'une rondelle de retenue.
138	Requiert une bride de 2 po n° 35408 pour fixer la courroie de mise à la terre.	193	Code de trans. n°13422.
139	Empattement de 159,5 et 164,5 po seulement.	194	Sur modèles de Calif., un trou de 0,62 po dia. doit être percé dans le tuyau par le trou du flasque du RGE.
140	Couper 1½ po de l'entrée sur modèle 1986.	195	Sauf sur modèles 1988 avec collecteur en fonte.
141	Sauf mini-convertisseur à oxygène.	196	Couper 3 po de la sortie si le tuyau de sortie chromé n°35596 est utilisé.
142	À convertisseur monolithique à lit double.	197	Réutiliser un ens. de sangle de serrage à contrepoids si nécessaire. Installer comme l'É.O.
143	L'apparence du tuyau est différente de celle de l'É.O.; Disp. de réglage non requis.	198	Requiert un tuyau arrière n°40812.
144	Sauf modèles 1980 à attache soudée à l'arrière du silencieux.	199	Requiert un tuyau arrière n°46630.
145	La batterie et l'écran doivent être démontés pour avoir accès au flasque d'entrée. Ne pas utiliser de chalumeau si la batterie est dans le véhicule.	200	Réutiliser l'attache d'É.O.
146	Empattement de 164,5 po seulement.	201	Intentionnellement plat pour le dégagement.
147	Si l'installation d'un capteur est requise, percer un trou de ½ po dans le tuyau.	202	Pour 2003, les deux pièces sont requises.
148	Couper 14 po de la sortie pour cab.2 portes à châssis à ridelles.	203	Le support peut être enlevé s'il n'est pas nécessaire.
149	Après le 20-1-75.	204	Tuyau d'entrée inclus a/le silencieux.
150	Si la sonde d'oxygène d'est pas utilisée, le bouchon n°35299 est requis.	205	Les modèles 1992-93 n'utilisent pas de soupape. Laisser le soufflet de caoutchouc du silencieux d'É.O. inséré dans le coffre.
151	Tuyau d'É.O. de série.	206	Remplace le modèle en 2 pièces d'É.O.
152	Empat. de 101 po seulement.		

GENERAL INFORMATION

PASSENGER CAR

LIGHT TRUCK

MUFFLER SPECS.

OPTIONAL MUFFLERS

ACCESSORIES

FOOTNOTES

# FRENCH FOOTNOTES

ID	du dia Description	ID	du dia Description
207	Requiert l'utilisation d'un bouchon de tuyau stand. de 3/8 po pour l'adaptateur du tube d'air.	259	Convertisseur UltraEx en option - Charge de métaux extra précieux.
208	Requiert le démontage de la traverse du châssis pour l'installation, remonter la traverse après l'installation.	260	Réutiliser les isolateurs d'É.O.
209	Sur modèles P314 et P318 seulement.	262	SUB. 1976.
210	Couper le support arrière.	263	1975 seulement.
211	Remplace les convertisseurs d'É.O. de gauche et droite, avant et arrière.	264	hors-tout de l'ensemble 41 1/4 po.
212	Utiliser sur modèles à silencieux auxil. seulement.	265	Toutes les pièces doivent être remplacées en même temps.
213	Pour modèles à joint d'étanchéité, utiliser un joint n°31400 à bague de collecteur d'É.O.	271	Couper 20 po de la sortie.
214	Pour installer le silencieux, jeter l'attache ouverte de type d'É.O. et installer l'attache n°35715 à la sortie du silencieux.	277	Couper 10 po du bout non-entaillé sur empat. de 160 po et 4 po du bout non-entaillé sur empat. de 165,5 po..
215	Boucher le raccord de capteur, si nécessaire, utiliser le bouchon 35299.	287	Calif. 1977 seulement.
216	Convient aux modèles avec joint de collecteur.	291	Sauf 1975-76, cylindrée de 350, carb. 4 corps.
217	Convient aux modèles sans joint de collecteur.	293	Couper 30 po de la sortie sur empat. de 131,5 po.
218	L'adaptateur inclus dans l'emballage sert à connecter le 16071 à l'échappement d'É.O.	297	Code de moteur n°7062.
219	Convient aux modèles 2500HD. Ne convient pas aux 2500 réguliers.	298	Sauf le code de moteur n°7062.
220	Premier modèle à attache profilée.	299	Utiliser le support 36373 avant 2-92.
221	Modèle récent.	310	Couper 26 po de la sortie pour empat. de 135,5 po.
222	Vieux modèle, jusqu'à 825342.	328	Utilisé avec silencieux n°22339.
223	Deuxième modèle à support de fixation.	329	Utilisé avec silencieux n°22288.
224	Couper à 1 po de l'entrée et de la sortie.	333	Requiert un tuyau arrière n°44812.
225	Inclut la bride.	337	Si la sonde est requise, percer un trou de 0,5 po dans le tuyau à la prise de la sonde.
226	Conçu pour être utilisé avec un silencieux et un tuyau arrière Walker.	343	Sauf 10C (TDM) à carburateur 4 corps.
227	Réutiliser le support à bride d'É.O.	344	À code 804ebk, le second réservoir monté du côté droit relocalisé.
228	Ne convient pas au silencieux d'É.O.	351	Remplace l'attache d'É.O.
229	Le crochet avant d'É.O n'est pas requis.	356	Pour les options de tuyau flexible, voir page 650. Couper à la longueur désirée.
230	Sauf T800 à trans. auxil. et essieu avec DLV (sldd).	361	Pour d'autres choix de brides, voir page 648.
231	1986 avant le châssis G2021146, G3015680, G7024051.	362	Transmission automatique surmultipliée à 4 rapports électroniques.
232	1972, avant la série 2S550784 (modèles fabr. aux É.-U.) avant série 2J553951 (mod. fabr. au Canada).	363	Le remplacement requiert un tuyau intermédiaire.
233	À coque de convertisseur de 14 po.	364	Le remplacement requiert un tuyau arrière.
234	PBV de moins de 10,000.	365	Le remplacement requiert un silencieux.
235	Le joint 31638 et la bride 35794 sont nécessaires pour compléter l'installation.	366	Le boulon à épaulement d'É.O. n'est pas requis.
236	Sauf C900 et CT1000 ; 1970-71.	367	Requiert (1) bride n°35413 de 2 1/4 po pour fixer le tuyau extérieur.
237	PNBV de plus de 3 750 lb.	368	L'attache d'É.O. n'est pas requise.
238	Cylindrée de 152.	369	Requiert un support n°36369.
239	Utiliser l'adaptateur 41968 lors de l'installation du convertisseur 16137 au résonateur d'É.O.	370	Peut nécessiter une attache n°35158.
240	Exige le produit 43648 pour empatement de 141 pouces.	371	Requiert (2) n°41947 sur les modèles à châssis large.
241	Sur modèles à échap. double, utiliser (2) silencieux n°21475.	372	Requiert (1) n°42596 sur les modèles à châssis large.
242	Utiliser l'adaptateur 51065 pour ajuster avec 55170.	375	Silencieux pour usage ordinaire.
243	Utiliser l'adaptateur 51065 pour ajuster avec 54413 et 54414.	376	Silencieux extra-robuste.
244	Inclut le collecteur.	384	Sur empat. de 139 po, couper 24 po du bout de la sortie.
245	Utiliser la bague de réduction 41974 pour connecter avec le tuyau du convertisseur d'É.O.	387	Requiert n°35940.
246	Couper pour ajuster à l'empatement de 2930 mm.	388	Requiert n°35532.
247	Utiliser la bague de réduction 41965 pour connecter avec le tuyau du convertisseur d'É.O.	396	Requiert (2) isolateurs n°35296, ne pas réutiliser les isolateurs d'É.O.
248	N'inclut pas le collecteur.	401	Remplacer les convertisseurs avant et arrière d'É.O., seuls les convertisseurs défectueux peuvent être remplacés.
249	Pour code ang. W, utiliser l'adaptateur 41965.	402	Le tuyau en Y doit être coupé 1/2 po à l'arrière de la face du flasque. Voir le catalogue de convertisseur.
250	Montage vertical.	403	Installer le bouchon fourni dans la prise d'air avant sur les modèles 88-91.
251	Montage horizontal de 3 1/2 po.	404	Installer le bouchon fourni dans la prise d'air avant sur les modèles 88-89 à prise d'air simple.
252	Montage horizontal de 4 po.	405	Installer le bouchon fourni dans la prise d'air avant sur les modèles 88-89 à double prise d'air.
253	Entrée et sortie du convertisseur de 3 pouces.	409	Remplace les convertisseurs de gauche et de droite d'É.O. Seuls les convertisseurs défectueux peuvent être remplacés.
254	Entrée à flasque et sortie de 3 pouces.	417	Utiliser le bouchon 35299 si nécessaire.
255	Lors du raccordement à un tuyau É.O., utilisez 41963.	501	Nécessite une (1) bride 35336.
256	Lors du raccordement à un tuyau É.O., utilisez 41960.	502	Requiert une attache n°35265, (2) brides n°35408 et un tuyau de sortie n°41740.
257	Seuls les convertisseurs défaillants peuvent être remplacés. Pour raccorder un résonateur ou un convertisseur à une pièce É.O., coupez à l'endroit approprié.	503	Peut nécessiter 1 vis autotaraudeuse.
258	Avec joint d'étanchéité n°31723.	504	Requiert un écran n°35569 et (2) courroies n° 35564.
		505	Requiert un écran n°35567 et (2) courroies n° 35564.
		506	Requiert une bague n°41962 et (1) bride de 2 1/4 po n°35413 en extra.



# FRENCH FOOTNOTES

ID	du dia Description	ID	du dia Description
507	Requiert une attache n°35568 et (1) bride de 2 po n°35408 en extra.	566	Requiert un support n°35209.
508	Requiert une courroie d'attache n°35724.	567	Requiert un tuyau de rallonge n°41709 et (1) bride de 2 po n°35408 en extra.
509	Requiert un tuyau de sortie n°41740 et une bride de 2 po n°35408.	568	Nécessite une bague 41945 et une bride supplémentaire 35408 de 2 po.
510	Requiert une attache n°35108 et un tuyau de sortie n°41013 à la sortie.	569	Le silencieux à sortie simple remplace le silencieux à sortie double. Tuyau arrière du côté droit non nécessaire.
511	Requiert un support n°35103.	570	Requiert un tuyau de sortie n°41134. Peut nécessiter l'attache n°35265.
512	Requiert une attache n°36163.	571	Nécessite le crochet 35209 avec bride 35408 de 2 po.
513	Le silencieux a un écran thermique soudé.	572	Requiert une attache n°35098 et l'adaptateur n°41944 à la sortie.
514	Requiert un tuyau de rallonge n°43840.	574	Requiert un support n°35103 et un connecteur n°41966. (Couper à la longueur voulue).
515	Requiert un support n°35004 et un tuyau de sortie n°41013.	575	Requiert un tuyau n°43840 à l'entrée. (Couper à la longueur voulue).
516	Requiert une bague n°41959 et (1) bride de 2 po n°35408 en extra.	576	Pour le guide d'installation et les pièces additionnelles requises, consulter le tableau des équivalences à la section des produits de performance.
517	Requiert une attache n°35167.	577	Requiert un tuyau de rallonge n°41708 et (1) bride de 2¼ po n°35413 en extra.
518	Requiert l'attache n°35717.	578	Le silencieux à sortie simple remplace la sortie double. Requiert un tuyau d'entrée n°42803.
519	Requiert l'adaptateur n°41954 à la sortie.	579	Requiert un tuyau de sortie n°41299 et (1) bride de 2 po n°35408 en extra.
520	Requiert un tuyau de sortie n°41736 et (1) bride de 2 po n°35408 en extra.	580	Requiert un tuyau n°41966. Couper à la longueur voulue.
521	Requiert l'attache n°36386.	581	Le silencieux à sortie simple remplace le silencieux à sortie double. Embout 42735 nécessaire.
522	Requiert l'attache n°35003.	582	Requiert un tuyau de rallonge n°41706 et (1) bride de 2½ po n°35414 en extra.
523	Requiert l'attache n°35265.	583	Tuyau arrière inclus. Nécessite support 35724.
524	Requiert les tuyaux arrière n°52172 et 52173.	584	Requiert une attache n°35098, un écran n°35567 et (2) courroies n°35564. 586 Requiert une attache
525	Requiert le tuyau arrière n°41342.	586	Requiert une attache n°35501.
526	Requiert l'attache n°35333.	589	Le silencieux économique Pro-Fit peut nécessiter des modifications pour compléter l'installation.
527	Nécessite l'embout 41422 et la bride 35408 de 2 po.	590	Modèle de conception différente.
528	Requiert un tuyau de sortie n°41742 et (1) bride de 2 po n°35408 en extra.	591	Modifications ou pièces additionnelles nécessaires. Doit utiliser l'écrou-adaptateur fileté 36339.
529	Requiert n°18291 sur les modèles 2 portes et n°18486 sur les modèles 4 portes.	592	Pièces requises pour effectuer l'installation d'un silencieux universel
530	Requiert le tuyau d'entrée n°42803.	622	Requiert une attache n°35511.
532	Requiert la courroie d'attache n°35186.	623	Requiert les bagues n°35254 et 35255.
533	Requiert la courroie d'attache n°36372.	653	Requiert l'adaptateur n°41956 et 1 bride n°35413 de 2¼ po en extra.
534	Requiert les bagues n°35254 et 35255 à l'entrée.	671	Utiliser une attache n°35914 à la place du n°35186, ou utiliser le n°35687 à la place du n°35917.
535	Requiert un tuyau de sortie n°41794 et (1) bride de 1¼ po n°35406 en extra.	674	Peut nécessiter une attache n°35265.
536	Requiert un tuyau de sortie n°41718 et (1) bride de 1¼ po n°35406 en extra.	700	Flasque de réparation de convertisseur catalytique.
537	Requiert un tuyau de sortie n°41013 et (1) bride de 2 po n°35408 en extra.	733	733xxx pinces sont disponibles dans les États-Unis, 3xxx pinces sont disponibles au Canada et au Mexique
541	Requiert l'attache n°35568, l'écran n°35567 et (2) courroies n°35564.	827	NÉcessite tuyau de sortie 41741 et une bride 35406 de 1æ†po.
542	Requiert l'attache n°35568.	900	Silencieux Mega-Flow Noisebraker.
544	Requiert la bague n°35253 à l'entrée et la bague n°35265 à la sortie.	901	Mega-Flow.
545	Requiert l'attache n°35003 et le tuyau de sortie n°41206 à la sortie.	903	Requiert un tube diáir n°35588 et 2 brides n°35592.
546	Requiert la bague n°35253 à la sortie.		
548	Nécessite le support 35712, l'embout 41737 et une bride supplémentaire 35408 de 1¼ po.		
550	Requiert l'adaptateur n°41962 à la sortie.		
551	Requiert l'adaptateur n°41959 à la sortie.		
552	Requiert l'adaptateur n°41955 à la sortie.		
553	Requiert des bagues n°35254 et 35255 à la sortie et un tuyau de sortie n° 41299 et (1) une bride n°35408 (2 po) en extra.		
554	Requiert une attache n°35687 ou 35914.		
555	Nécessite 2 embouts 41796 et 2 brides supplémentaires 35408 de 2 po.		
556	Requiert une attache n°35502.		
559	Requiert une rondelle de sécurité de 3/8 po, un boulon de 3/8 po-16X1 po, un écrou de 3/8 po-16.		
560	Requiert un support n°35103 et un tuyau de sortie n°41013 à la sortie.		
561	Jeter (1) tuyau arrière.		
562	Silencieux à sortie simple remplace la double sortie. Utiliser le tuyau désigné comme tuyau arrière A.		
563	Un silencieux à sortie simple remplace celui à sortie double.		
564	Requiert une attache n°35168.		
565	Requiert une bague n°41700 et (1) bride de 2¼ po n°35413 en extra.		

GENERAL INFORMATION

PASSENGER CAR

LIGHT TRUCK

MUFFLER SPECS.

OPTIONAL MUFFLERS

ACCESSORIES

FOOTNOTES

# SPANISH FOOTNOTES

ID	NOTAS DE PIE PAGINA	ID	NOTAS DE PIE PAGINA
●	Nuevo número.	42	El soporte colgante del tubo Universal 35600 puede sustituirse en la mayoría de las aplicaciones del soporte colgante del tubo trasero.
⊙	Tubo de separación. El aspecto puede ser diferente al tubo original. El espacio entre los tubos actúa como aislante térmico.	43	Excep. chasis bajo, frenos neumáticos, autobuses escolares y cabinas dobles.
Ⓢ	Con protector térmico soldado.	44	Si vuelve a utilizar el tubo delantero original, necesitará el conector 41951.
▲	Disponibilidad limitada.	45	El sistema de escape original está completamente soldado. Para completar la instalación pueden ser necesarios adaptadores adicionales y cortar los tubos originales.
◆	Si el conjunto está soldado, sustituya todas las piezas necesarias.	46	Necesita el silenciador 21282.
#	Modificaciones y/u otras piezas necesarias.	47	Conforme con OBDII según los requisitos CARB.
△	Construcción con arcosoldadura muy resistente, aconsejada para uso comercial.	48	Con resorte de laminas trasero derecho
1	También disponible junta de asbesto 31500.	49	Tubo trasero de salida lateral. El modelo original para zonas sujetas a leyes contra el ruido es un tubo de salida trasera derecha.
2	También existe el aislador 35261 para sustituir la sección de la tira desgastada del soporte colgante original.	50	Se necesita tapón del sensor de oxígeno 35299 para los modelos de 1994-95.
3	Puede necesitar el conjunto de inyección de aire 35574 para la instalación.	51	Ambas piezas son necesarias.
4	Necesita la abrazadera 35408 (2").	52	Sólo motor V304.
5	Necesita la abrazadera 35413 (2¼").	53	Menos distancia entre ejes de 139" con freno de estacionamiento código 04272 y 04282 y distancia entre ejes de 169" con transmisión auxiliar código 13522 y 13524.
6	Necesita la abrazadera 35414 (2½").	54	Motor de gasolina V345.
7	Excep. Camioneta Station Wagon.	55	Hay que sustituir ambas piezas.
8	Sólo rancheras.	56	Convertidor OBDII de calidad superior. Legal en el estado de California.
9	Compatible con vehículos que cumplen con los requisitos de emisiones federales/EPA	57	También disponible el soporte colgante Universal 35210.
10	No es legal para la venta en vehículos con licencia en el estado de California.	58	Incluye empalme EGT.
11	Menos zonas sujetas a leyes contra el ruido.	59	Soporte colgante universal 35209 también disponible.
12	El remache debe perforarse fuera del soporte colgante de tipo original.	60	Aceros inoxidable de tipo 409.
13	Sustitución de tejido y soporte por soporte colgante de tipo original.	61	Corte según sea necesario.
14	El remache debe perforarse fuera del soporte colgante de tipo original.	62	Convertidor Direct Fit, tubo 45165 pieza del convertidor.
15	Corte 2½" en la salida.	63	Vuelva a utilizar el protector térmico original. Quizás haya que hacer alguna modificación.
16	La sustitución del silenciador exige cambiar el tubo prolongador en H.	64	Incluye juego de pernos de resorte 35129.
17	Mida el antiguo sistema para calcular la longitud necesaria.	65	Corte 1⅝" en el extremo de la entrada.
18	Corte 4" en la salida.	66	Codo y abrazadera en la caja.
19	Motores de gasolina V266 y 304.	67	Utilice el tapón del sensor de oxígeno 35299 en el Puerto O2 del extremo de entrada si no se necesita.
20	Necesita el tubo prolongador 44621 si se sustituye el convertidor original de 21".	68	Necesita el silenciador 22329.
21	Corte 2" en la salida.	69	Sólo motores V266.
22	Incluye empaque.	70	Código de la etiqueta de identificación del motor "W" (Windsor) o "C" (Cleveland) situado debajo del perno que sujeta la bobina de encendido.
23	También disponible junta de asbesto 31400.	71	Motores de gasolina V392.
24	Necesita la abrazadera 35337 (2½").	72	Convertidor Direct Fit, el tubo de entrada forma parte del convertidor.
25	Sustituye a numerosos convertidores originales. Sólo pueden sustituirse los convertidores con fallas. Véase la guía de instalación de convertidores catalíticos.	73	Menos suspensión muy resistente.
26	Debe utilizar una tuerca de adaptación roscada 36339.	74	Compatible con vehículos que cumplen con los requisitos de emisiones de California/50 estados
27	Puede necesitar el adaptador del sensor de temperatura.	75	Necesita 1 abrazadera 35408 (2") para sujetar en el soporte en el tubo exterior.
28	Menos control sonido.	76	Con convertidor en bolas de lecho sencillo.
29	Instale el tapón provisto en la toma de aire delantera.	77	Accesorio muy resistente, recomendado para temperatura excesiva de gases de escape.
30	Hay que cortar ½" del tubo en Y desde la parte delantera de la brida. (véase la ilustración Direct-Fit)	78	Soporte colgante para peso de humedecedor, no debe utilizarse.
31	El soporte del colgador no utilizado puede cortarse.	79	Con cubierta del convertidor de 21".
32	Corte 16" en la entrada con distancia entre ejes de 115".	80	Corte 8½" en la entrada.
33	Antes de la serie Q80,001.	81	Corte 16" en la entrada con distancia entre ejes de 114".
34	Con control de sonido.	82	El tubo incluye el resonador.
35	Utilice tapón del sensor de oxígeno 35299 en Calif. Sólo en aplicaciones de hasta 5/00 y en aplicaciones federales y de Calif. desde 6/00.	83	Después de CH-D1008082-D2003193.
36	Corte 15" en la entrada con distancia entre ejes de 110".	84	Menos Calif. de 1975-76.
37	Compatible con vehículos que cumplen con todos los requisitos de emisiones	85	Va sólo con el tubo del resonador original.
38	Después de la serie Q80,001.	86	Primer modelo; soporte soldado en la parte superior del tubo.
39	Si se necesita el puerto del sensor O2, quite el tapón.		
40	Corte 20¾" en la entrada. Utilice una pieza de 20¾".		
41	También existe junta de hierro sinterizado 31351.		

# SPANISH FOOTNOTES

ID	NOTAS DE PIE PAGINA	ID	NOTAS DE PIE PAGINA
87	Con entrada sencilla.	145	Hay que quitar la batería y el protector para tener acceso al reborde de entrada. No utilice soplete con la batería en el vehículo.
88	Último modelo; soporte soldado en la base del tubo.	146	Sólo con distancia entre ejes de 164½".
89	Con entrada doble.	147	Si es necesario instalar un sensor, taladre un agujero de ½" en el tubo en el empalme.
90	Trans. manual.	148	Corte 14" en la salida para cabinas de 2 puertas con carrocería de plataforma de teleros.
91	Casquillo liso a la entrada.	149	Después de 1-20-75.
92	Sólo transmisión automática.	150	Si no se usa el sensor de oxígeno, se necesita el tapón 35299.
93	Con controles del motor electrónicos.	151	Tubo original de serie.
94	El repuesto es una unidad de 2 partes; junta 31512 incluida.	152	Sólo con distancia entre ejes de 101".
95	Puede necesitar 2 resortes 35281 en la entrada.	153	Modelos con protectores térmicos, utilice el protector 35567 y 2 tiras 35564.
97	Para los modelos de 1987-88 "Corte el soporte".	154	Corte 18" en la entrada con distancia entre ejes de 109".
98	Deseche el soporte de horquilla original.	155	Para modelos con escape horizontal y tubo trasero horizontal.
99	Menos bastidor bajo y código 10492 reforzado y códigos 13522, 13523 y 13524 con transmisión auxiliar.	156	En los modelos con tubo trasero con 2¼" de diámetro exterior, el silenciador y el tubo trasero deben sustituirse.
100	Convertidor Ultra.	157	Tape el empalme del tubo de aire de ser necesario, utilice el tapón de tubo estándar de ⅝".
101	Con convertidor monolítico de doble lecho.	158	Necesita el conector 41965.
102	Corte el soporte.	159	Para instalarse correctamente debe quitarse el perno inferior del amortiguador y sacar el amortiguador; luego debe volverse a instalar el perno en el amortiguador.
103	Distancia entre ejes de 138", necesita la abrazadera 35408 (2").	160	PNBV de hasta 8500.
104	Corte el extremo de salida a la longitud deseada, de ser necesario.	161	Para modelos con carrocería ancha, utilice 41956 en salidas de tubo trasero.
105	Necesita el adaptador 41970 en la salida izquierda.	162	Vuelva a utilizar la pieza del casquillo.
106	Corte el extremo de entrada a la longitud deseada, de ser necesario.	163	Contiene policombustible.
107	Corte el extremo de salida 7" con distancia entre ejes de 124".	164	Cilindrada de 152 y 196.
108	No es necesario para todas las aplicaciones.	165	Para los modelos de 2002 se necesitan ambas piezas.
109	Para los modelos turbo de 1994, debe usarse 35595 y alargarse 1¾" tras la salida de 42212	166	También disponible 4 abrazaderas cromadas 35776.
110	Debe instalarse hacia atrás.	167	Brida incluida con el tubo.
111	Corte 2" en la entrada.	168	Vuelva a utilizar la brida original.
112	Corte 3" en la salida para modelos Sedan.	169	Sin toma de fuerza.
113	Corte 16" en la entrada con distancia entre ejes de 117".	170	Cortar el soporte de la varilla en los modelos de 1994.
114	Para aplicaciones 2002-04 de California retire el soporte colgante de la varilla.	171	Necesita el conector 41956.
115	Tubo de acero totalmente aluminado.	172	Vuelva a usar la boquilla original.
116	Sección trasera de acero inoxidable pulido.	173	Tubo de ajuste original innecesario.
117	Corte 18" en la entrada con distancia entre ejes de 106".	174	Corte 34" en la salida para adaptarlo, menos en cabina doble.
118	Utilice un agujero de montaje más bajo para sujetar el soporte.	175	Con miniconvertidor de óxidos.
119	Vuelva a utilizar el protector térmico original.	176	Junta del sensor O2.
120	Necesita 1 conjunto de montaje 36447 para instalar tubos traseros.	177	1986 después de chasis G2021147, G3015681, G7024052.
121	Menos códigos 13451 y 13454.	178	Necesita 1 perno de cabeza hexagonal M10 X 1.5 X 1".
122	Sin soporte de montaje.	179	Debe instalarse con pernos en el soporte.
123	1980 con transmisión sobremultiplicada automática.	180	Vuelva a utilizar el conjunto de la abrazadera de contrapeso. Instalación idéntica a la del equipo original.
124	Corte 2½" en el extremo de entrada.	181	El soporte del hilo soldado en la parte delantera del resonador no se utiliza en esta aplicación para los modelos de 1990.
125	Menos motores de gasolina V345 antes del chasis SB351057.	182	Menos cilindrada 351.
126	Último modelo con soporte soldado a 3" desde la entrada.	183	Modelos de 1988 con colector de hierro colado.
127	El soporte puede quitarse en los modelos con motor de 2.0 l.	184	Para modelos Sedan, corte 3½" en la salida.
130	Primer modelo con soporte soldado de 20" desde la entrada.	185	Prolongador de tubo trasero con ruedas dobles.
131	Prolongador de tubo trasero con ruedas dobles.	186	Menos los modelos MB300, MB400 con ruedas traseras dobles.
132	PNBV de hasta 11,000.	187	Perno de reborde original innecesario.
133	Junta de hierro sinterizado.	188	Para trans. manual corte 7/8" en la salida.
134	PNBV de hasta 9,000.	189	DEBE taladrarse un agujero de un diámetro de ⅝" a través del orificio grande en la brida del sensor, de modo que el sensor pueda usarse.
135	Tubo con soporte tipo varilla.	190	Instale el soporte en el silenciador antes de sujetar el aislador.
136	Distancia entre ejes de 124", necesita la abrazadera 35413 (2¼").	191	Es necesario taladrar el remache en el soporte fijado al vehículo.
137	Necesita el tapón 35299 para modelos de trans. auto. de 1995.		
138	Necesita la abrazadera 35408 de 2" para sujetar la tira de conexión a tierra.		
139	Sólo con distancia entre ejes de 159½" y 164½".		
140	Corte 1½" en la entrada para 1986.		
141	Sin miniconvertidor de óxidos.		
142	Con convertidor monolítico de doble lecho.		
143	Tubo de aspecto diferente al original; no necesita ajuste.		
144	Menos modelos de 1980 con soporte soldado a la parte trasera del silenciador.		

GENERAL INFORMATION

PASSENGER CAR

LIGHT TRUCK

MUFFLER SPECS.

OPTIONAL MUFFLERS

ACCESSORIES

FOOTNOTES

## SPANISH FOOTNOTES

ID	NOTAS DE PIE PAGINA	ID	NOTAS DE PIE PAGINA
192	Es necesario cortar el extremo de la arandela de sujeción.	241	Para modelos con sistemas dobles, use silenciadores 21475 (2).
193	Código de transmisión 13422.	242	Use el adaptador 51065 para instalarlo con la pieza 55170.
194	En las aplicaciones para California debe perforarse un agujero de 0.62" de diámetro en el tubo a través del agujero de la brida de recirculación de gases de escape.	243	Use el adaptador 51065 para instalarlo con las piezas 54413 y 54414.
195	Menos modelos de 1988 con colector de hierro colado.	244	Incluye el colector.
196	Corte 3" en la salida si se utiliza la boquilla de cromo 35596.	245	Use el casquillo reductor 41974 para conectar con el tubo del convertidor original.
197	Vuelva a utilizar el conjunto de la cincha de contrapeso donde proceda. Instalación igual que la original.	246	Corte para adaptar la distancia entre ejes corta de 2930 mm.
198	Necesita el tubo trasero 40812.	247	Use el casquillo reductor 41965 para conectar con el tubo del convertidor original.
199	Necesita el tubo trasero 46630.	248	No incluye el colector.
200	Vuelve a utilizar el soporte original.	249	Para el código de motor W utilice el adaptador 41965.
201	Plano intencionalmente para dejar espacio.	250	Instalación vertical.
202	Para los modelos de 2003 se necesitan ambas piezas.	251	Instalación horizontal a 3½".
203	Puede quitarse el soporte si no se necesita.	252	Instalación horizontal a 4".
204	Tubo de entrada incluido en el silenciador.	253	Entrada y salida de convertidor de 3 pulgadas.
205	Los modelos 1992-93 no usan válvula. Deje el manguito de caucho del equipo original introducido en el lugar previsto para ello.	254	Entrada con pestaña y salida de 3 pulgadas.
206	Sustituye el modelo original de 2 piezas.	255	Cuando lo conecte a un tubo de equipo original, utilice el 41963.
207	Necesita utilización del tapón del tubo estándar de ¾" para el adaptador del tubo de aire.	256	Cuando lo conecte a un tubo de equipo original, utilice el 41960.
208	Necesita que se quite el travesaño del chasis para la instalación; vuelva a colocar el travesaño tras la instalación.	257	Sólo se pueden reemplazar los convertidores que hayan fallado. Para conectar un resonador o un convertidor a una pieza de equipo original, corte en la ubicación apropiada.
209	Sólo los modelos P314 y P318.	258	Con junta 31723.
210	Corte el soporte trasero.	259	Convertidor UltraEx opcional - carga extra de metales preciosos.
211	Sustituye los convertidores delanteros y traseros izquierdos y derechos originales.	260	Reutilice los aisladores de equipo original.
212	Para usar sólo en los modelos con resonadores.	262	Suburban 1976.
213	Para los modelos con junta, use la junta 31400 con casquillo de colector original.	263	Sólo 1975.
214	Para instalar el silenciador deseche el soporte de horquilla del equipo original e instale el soporte 35715 en la salida del silenciador.	264	Ensamblaje de 41¼" pulgadas de longitud total.
215	Ajuste del sensor del tapón, de necesitarse e tapón 35299.	265	Todas las piezas se deben reemplazar juntas.
216	Va con los modelos con junta de colector.	271	Corte 20" en la salida.
217	Va con los modelos sin junta de colector.	277	Corte 10" en el extremo no entallado con distancia entre ejes de 160" y 4" desde el extremo no entallado para distancia entre ejes de 165½".
218	Debe usarse el adaptador incluido en la caja para conectar la pieza 16071 con el escape original.	287	Sólo modelos de California de 1977.
219	Va con los modelos 2500HD; no va con vehículos livianos.	291	Menos cilindrada de 350 de 1975-76 con carburador de 4 cuerpos.
220	Modelo uno con soporte doblado.	293	Corte 30" en la salida con distancia entre ejes de 131½".
221	Último modelo.	297	Motor código 7062.
222	Primer modelo, hasta 825342.	298	Menos motor código 7062.
223	Modelo dos con soporte de varilla.	299	Utilice el soporte 36373 para los vehículos fabricados antes de febrero del 92.
224	Corte 1" en la entrada y en la salida.	310	Corte 26" en la salida con distancia entre ejes de 135½".
225	Incluye abrazadera.	328	Se usa con silenciador 22339.
226	Pensado para usarse con silenciador y tubo trasero de Walker.	329	Se usa con silenciador 22288.
227	Vuelva a usar el soporte de la abrazadera original.	333	Necesita el tubo trasero 44812.
228	No irá con el silenciador original.	337	Si se necesita sensor, perfore un agujero de 0.50 en el tubo en el empalme del sensor.
229	El soporte colgante delantero original no es necesario.	343	Menos 10C (TDM) con carburador de 4 cuerpos.
230	Menos T800 con transmisión auxiliar y eje sldd.	344	Con código 804ebk, segundo depósito de instalación lateral reubicado en la derecha.
231	1986 antes de chasis G2021146, G3015680, G7024051.	351	Sustituye el soporte original.
232	1972, antes de la serie 2S550784 (modelos hechos en EUA) antes de la serie 2J553951 (modelos hechos en Canadá).	356	Para opciones de conductos flexibles, véase la página 650. Corte a medida.
233	Con cubierta del convertidor de 14".	361	Para otras opciones de abrazadera, véase la página 648.
234	PNBV de hasta 10,000.	362	Transmisión electrónica sobremultiplicada automática de 4 velocidades.
235	Junta 31638 y abrazadera 35794 necesarias para terminar la instalación.	363	La sustitución exige un tubo intermedio.
236	Menos C900 y CT1000 de 1970-71.	364	La sustitución exige un tubo trasero.
237	Más de 3,750 de PNBV.	365	La sustitución exige un silenciador.
238	Cilindrada de 152.	366	Perno de reborde original innecesario.
239	Utilice el adaptador 41968 cuando instale el convertidor 16137 en el resonador de equipo original.	367	Necesita 1 abrazadera 35413 (2¼") para sujetar al tubo exterior.
240	Requiere el 43648 para una distancia entre ruedas de 141 pulgadas.	368	Soporte original innecesario.



# SPANISH FOOTNOTES

ID	NOTAS DE PIE PAGINA	ID	NOTAS DE PIE PAGINA
369	Necesita el soporte colgante 36369.	544	Necesita el casquillo 35253 en la entrada y el casquillo 35265 en la salida.
370	Puede necesitar el soporte 35158.	545	Necesita el soporte 35003 y la boquilla 41206 en la salida.
371	Necesita 2 piezas 41947 para modelos de carrocería ancha.	546	Necesita el casquillo 35253 en la salida.
372	Necesita 1 pieza 42596 para modelos de carrocería ancha.	548	Necesita el soporte 35712, la boquilla 41737 y 1 abrazadera más 35408 (1¾").
375	Silenciador de resistencia normal.	550	Necesita el adaptador 41962 en la salida.
376	Silenciador de gran resistencia.	551	Necesita el adaptador 41959 en la salida.
384	Para distancia entre ejes de 139", corte 24" en el extremo de salida.	552	Necesita el adaptador 41955 en la salida.
387	Necesita 35940.	553	Necesita los casquillos 35254 y 35255 en la salida, la boquilla 41299 y 1 abrazadera más 35408 de 2".
388	Necesita 35532.	554	Para minicamionetas utilice el soporte 35687 o 35914.
396	Necesita 2 aisladores 35296, no vuelva a utilizar los aisladores originales.	555	Necesita 2 boquillas 41796 y 2 abrazaderas más 35408 (2").
401	Sustituye los convertidores originales delanteros y traseros; sustituya sólo los convertidores malogrados.	556	Necesita el soporte 35502.
402	El tubo en Y debe cortarse ½" detrás de la parte delantera de la brida. Véase el catálogo de convertidores.	559	Necesita una arandela de seguridad de ¾" 16 pernos de 1" x ¾" y 16 tuercas de ¾".
403	Instale el tapón provisto en la toma de aire delantera en los modelos 88-91.	560	Necesita el soporte colgante 35103 y la boquilla 41013 en la salida.
404	Instale el tapón provisto en la toma de aire delantera en los modelos 88-89 con toma de aire sencilla.	561	Deseche 1 tubo trasero.
405	Instale el tapón provisto en la toma de aire delantera en los modelos 88-89 con toma de aire doble.	562	Utilice el tubo designado como tubo trasero "A".
409	Sustituye los convertidores izquierdos y derechos originales. Sustituya sólo los convertidores descompuestos.	563	El silenciador con una sola salida sustituye al de dos salidas
417	Utilice el tapón 35299 si es necesario.	564	Necesita el soporte 35168.
501	Necesita 1 abrazadera 35336.	565	Necesita el casquillo 41700 y 1 abrazadera 35413 (2¼") más.
502	Necesita el soporte 35265, 2 abrazaderas 35408 y la boquilla 41740.	566	Necesita el soporte colgante 35209.
503	Puede necesitar 1 tornillo autorroscante.	567	Necesita el tubo prolongador 41709 y 1 abrazadera 35408 (2") más.
504	Necesita el protector 35569 y 2 tiras 35564.	568	Necesita el casquillo 41945 y 1 abrazadera más 35408 de 2".
505	Necesita el protector 35567 y 2 tiras 35564.	569	El silenciador con una sola salida sustituye al de dos salidas. No se necesita el tubo trasero derecho.
506	Necesita el casquillo 41962 y 1 abrazadera 35413 (2¼") más.	570	Necesita la boquilla de salida 41134. Puede necesitar el soporte 35265.
507	Necesita el soporte 35568 y 1 abrazadera 35408 (2") más.	571	Necesita el soporte colgante 35209 con la abrazadera 35408 de 2".
508	Necesita el soporte de tira 35724.	572	Necesita el soporte 35098 y el adaptador 41944 en la salida.
509	Necesita la boquilla 41740 y 1 abrazadera 35408 (2").	574	Necesita el soporte colgante 35103 y el conector 41966. (Corte según sea necesario).
510	Necesita el soporte 35108 y la boquilla 41013 en la salida.	575	Necesita el tubo 43840 en la entrada. (Corte según sea necesario).
511	Necesita el soporte colgante 35103.	576	Para las instrucciones de instalación y las demás piezas necesarias, vea la tabla de correspondencia en la sección Productos de Calidad.
512	Necesita el soporte 36163.	577	Necesita el tubo prolongador 41708 y 1 abrazadera 35413 (2¼") más.
513	El silenciador tiene un protector térmico soldado.	578	El silenciador de salida sencillo sustituye la salida doble. Necesita el tubo de entrada 42803.
514	Necesita el tubo prolongador 43840.	579	Necesita la boquilla 41299 y 1 abrazadera 35408 (2") más.
515	Necesita el soporte colgante 35004 y la boquilla de salida 41013.	580	Necesita el tubo 41966. Corte para adaptarlo.
516	Necesita el casquillo 41959 y 1 abrazadera 35408 (2") más.	581	El silenciador con una sola salida sustituye al de dos salidas. No se necesita la boquilla 42735.
517	Necesita el soporte 35167.	582	Necesita tubo de prolongación y 1 abrazadera más 35413 de 2".
518	Necesita el soporte 35717.	583	Tubo trasero incluido. Necesita el soporte 35724.
519	Necesita el adaptador 41954 en la salida.	584	Necesita el soporte 35098, el protector 35567 y 2 tiras 35564.
520	Necesita la boquilla 41736 y 1 abrazadera 35408 (2") más.	586	Necesita el soporte 35501.
521	Necesita el soporte 36386.	589	El silenciador Economy Pro-Fit puede necesitar modificaciones para terminar la instalación.
522	Necesita el soporte 35003.	590	Diseño alternativo.
523	Necesita el soporte 35265.	591	Pueden ser necesarias modificaciones y/o piezas adicionales. Debe usar la tuerca del adaptador roscado 36339.
524	Necesita los tubos traseros 52172 y 52173.	592	Piezas para completar la instalación del silenciador universal
525	Necesita el tubo trasero 41342.	622	Necesita el soporte 35511.
526	Necesita el soporte 35333.	623	Necesita los casquillos 35254 y 35255.
527	Necesita la boquilla 41422 y la abrazadera 35408 de 2".	653	Necesita el adaptador 41956 y 1 abrazadera 35413 (2¼") más.
528	Necesita la boquilla 41742 y 1 abrazadera 35408 (2") más.		
529	Necesita 18291 para los modelos de 2 puertas y 18486 para los modelos de 4 puertas.		
530	Necesita el tubo de entrada 42803.		
532	Necesita el soporte de tira 35186.		
533	Necesita el soporte de tira 36372.		
534	Necesita los casquillos 35254 y 35255 en la entrada.		
535	Necesita la boquilla 41794 y 1 abrazadera 35406 (1¾") más.		
536	Necesita la boquilla 41718 y 1 abrazadera 35406 (1¾") más.		
537	Necesita la boquilla 41013 y 1 abrazadera 35408 (2") más.		
541	Necesita el soporte 35568, el protector 35567 y 2 tiras 35564.		
542	Necesita el soporte 35568.		

GENERAL INFORMATION

PASSENGER CAR

LIGHT TRUCK

MUFFLER SPECS.

OPTIONAL MUFFLERS

ACCESSORIES

FOOTNOTES

## SPANISH FOOTNOTES

ID	NOTAS DE PIE PAGINA
671	Para minicamionetas utilice el soporte 35914 en vez del 35186 o el 35687 en vez del 35917.
674	Puede necesitar el soporte 35265.
700	Brida de reparación del convertidor catalítico.
733	733xxxx abrazaderas están disponibles en los EE.UU., 3xxxx abrazaderas están disponibles en Canadá y México
827	Necesita el tubo de salida 41741 y 1 abrazadera de 1¼".
900	Silenciador Mega-Flow Noisebraker.
901	Mega-Flow.
903	Necesita el tubo de aire 35588 y 2 abrazaderas 35592.

**NOTES:**

---

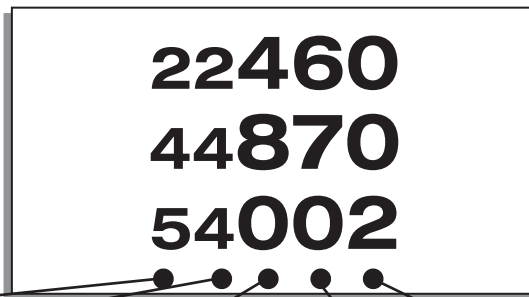
**NOTES:**

---



# Le système de numérotation à 5 chiffres et son fonctionnement:

Notre système de numérotation à 5 chiffres, combiné à notre système d'étiquetage de tuyau par code de couleur, vous offre le programme de stockage d'inventaire de pièces de systèmes d'échappement le plus efficace à ce jour! Le système à 5 chiffres indique où chaque pièce du système d'échappement devrait être stockée, alors que le code de couleur du tuyau aide au stockage de l'inventaire et à la « préparation des commandes ». Il est aussi conforme aux recommandations du Conseil des Publicitaires Automobiles.



## Les deux premiers chiffres

Les deux premiers chiffres de notre système de numérotation à 5 chiffres indiquent exactement à quelle catégorie appartient un numéro pièce spécifique; c.-à-d. un article de la série 21000 représente un silencieux, les numéros 35000, des accessoires et les séries 40000/50000 représentent des numéros de tuyaux.

## Deuxième chiffre

Pour ce qui est de l'échappement et des tuyaux arrière, le deuxième chiffre indique aussi la longueur approximative d'un tuyau. Un numéro de tuyau 41000 / 51000 n'excède pas 1 pied (30 cm) de longueur tel qu'indiqué par le deuxième chiffre (1); un numéro de tuyau 42000 / 52000 mesure plus d'un pied mais moins de deux pieds, etc

## Troisième chiffre

Le troisième chiffre a une signification similaire dans le cas des numéros de pièces de tuyaux en H et en Y. Par exemple, un tuyau n° 40200 / 50200 n'excède pas deux pieds de longueur alors qu'un tuyau n° 43000 / 53000 n'excède pas trois pieds etc.

## Les chiffres restants

Les chiffres restants aident au stockage en séquence des pièces dans chaque catégorie.

## La séquence complète

Ci-dessous, les catégories spécifiques comprises dans le système de numérotation à 5 chiffres:

### En boîte

#### 15100-16799

Convertisseurs catalytiques, ensembles de pièces de convertisseurs

#### 17200-17799

Produits de performance turbo (incluant Super Turbo, Ultra-Flo et les silencieux)

#### 18100-18180

Silencieux universels

#### 18181-18499, 18550-18599, 18800-18850

Silencieux à montage direct

#### 21100-22799

Silencieux de première qualité (jusqu'à une longueur de 40 po (1 M))

#### 22800-22999

Silencieux de première qualité (plus de 40 po / 1M de longueur)

#### 24000-24499

Glasspacks

#### 28000-29999

Cheminées chromées, plaques de protection de silencieux, cages, articles nécessitant une manutention spéciale

#### 31000-31999

Joint d'étanchéité et flasques

#### 33000-34299

Colliers en vrac

#### 35000-35999, 36101-36199

Colliers, attaches, supports de fixation, isolateurs, courroies et écrans

#### 36000-36100, 36200-36999

Articles promotionnels

#### 92000-93000

Convertisseurs universels Ultra Hors boîte

### Uncartonized

#### 40000-40026, 50001-50015

Tuyau flexible

#### 40050-40199, 50050-50199

Silencieux de première qualité

#### 40200-40999, 50200-50999

Tuyaux en H et en Y et tuyaux (difficiles à stocker)

#### 41000-49999, 51000-59999

Tuyaux d'échappement et arrière, tuyaux droits et ensembles de silencieux/tuyaux soudés

### CalCat Convertisseurs

#### 80000-81499

Convertisseurs universels et à montage direct CalCat, non conformes à OBDII

#### 81500-84999

Convertisseurs universels et à montage direct CalCat, conformes à OBDII

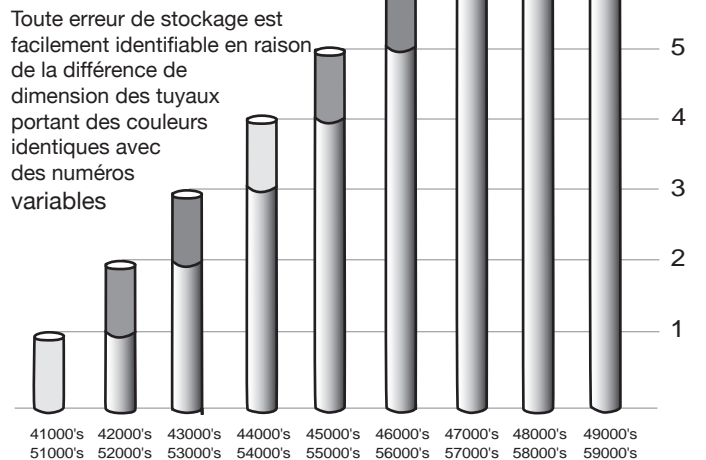
## Le code de couleur

Le code de couleur est un atout de plus à notre système de stockage d'inventaire à 5 chiffres pour les tuyaux. Tous les tuyaux sont étiquetés soit avec un autocollant vert, jaune, orange ou bleu. La séquence de stockage des tuyaux s'effectue selon le système de code de couleur de l'étiquette et de numérotation du tuyau.

40200	41000	42000	43000
	44000	45000	46000
	47000	48000	49000
50200	51000	52000	53000
	54000	55000	56000
	57000	58000	59000
Vert	Jaune	Orange	Bleu

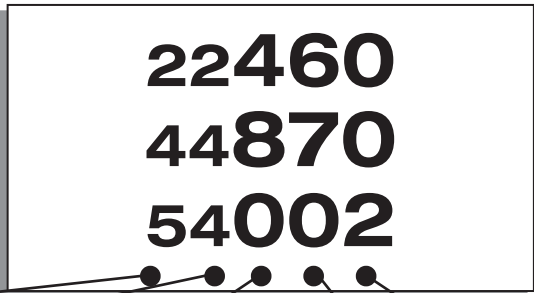
## Mode de fonctionnement

- Tous les tuyaux en H et en Y portent un autocollant vert, peu importe la longueur du tuyau. (le 3<sup>e</sup> chiffre du numéro de pièce indique la longueur approximative du tuyau)
- Tous les tuyaux d'échappement et arrière sont étiquetés selon la séquence, soit d'un autocollant jaune, orange ou bleu selon la longueur du tuyau. Par exemple, tous les tuyaux de 1, 4 et 7 pieds portent des étiquettes jaunes; les autocollants des tuyaux de 2, 5 et 8 pieds sont orange et tous les tuyaux de 3, 6 et 9 pieds sont codés en bleu.



# El sistema de numeración de 5 dígitos y cómo funciona:

¡Nuestro sistema de numeración de 5 dígitos, combinado con el etiquetado de los tubos codificado por colores, le ofrece el programa de almacenamiento en existencias de piezas de sistemas de escape más eficiente disponible hoy en día! El sistema de 5 dígitos indica realmente dónde se debe almacenar cada pieza de sistema de escape, mientras que la codificación por colores de los tubos ayuda en el almacenamiento de existencias y la "recogida para servir pedidos". También cumple con las recomendaciones del Consejo de Anunciantes de Productos de Automóvil.



## Los dos primeros dígitos

Los dos primeros dígitos de nuestro sistema de numeración de piezas con 5 dígitos indican exactamente a qué categoría pertenece un número de pieza en particular, es decir, 21000 es un silenciador, los números 35000 son accesorios y los números 40000 / 50000 son tubos.

## El segundo dígito

Para los tubos de escape y los tubos finales de escape, el segundo dígito indica también la longitud aproximada de un tubo. Un tubo con un número 41000 / 51000 no mide más de un pie de longitud, tal y como lo indica el segundo dígito uno (1); un tubo con un número 42000 / 52000 mide más de un pie de longitud pero menos de dos pies, etc.

## El tercer dígito

El tercer dígito es similarmente significativo sólo en los números de pieza de tubos H e Y. Por ejemplo, un tubo 40200 / 50200 no mide más de dos pies de longitud, mientras que un tubo 40300 / 50300 no mide más de tres pies de longitud, etc.

## Los dígitos restantes

Los dígitos restantes ayudan en el almacenamiento secuencial de piezas dentro de cada categoría

## Secuencia completa

A continuación se indican las categorías específicas del sistema de numeración de cinco dígitos:

### Embalados en caja de cartón

15100-16799

Convertidores catalíticos, kits de piezas de convertidor

17200-17799

Producto de alto rendimiento turbo (incluye Super Turbo, Ultra-Flo y silenciadores)

18100-18180

Silenciadores universales

18181-18499, 18550-18599, 18800-18850

Silenciadores de ajuste directo

21100-22799

Silenciadores de alta calidad (hasta 40 pulgadas de longitud)

22800-22999

Silenciadores de alta calidad (más de 40 pulgadas de longitud)

24000-24499

Glasspacks

28000-29999

Tubos cromados tipo chimenea, protectores de silenciador, jaulas, artículos que requieren manejo especial

31000-31999

Empaques y pestañas

33000-34299

Abrazaderas a granel

35000-35999, 36101-36199

Abrazaderas, colgadores, soportes, aisladores, correas y protectores

36000-36100, 36200-36999

Artículos promocionales

92000 - 93000

Convertidores Ultra Universal

No embalados en caja de cartón

### Uncartonized

40000-40026, 50001-50015

Tubos flexibles

40050-40199, 50050-50199

Silenciadores de alta calidad

40200-40999, 50200-50999

Tubos H e Y y tubos (difíciles de almacenar)

41000-49999, 51000-59999

Tubos de escape y tubos finales de escape, tubos rectos y ensamblajes soldados de silenciador/tubo.

### CalCat Convertidores

80000 - 81499

Convertidores CalCat Non-OBDII Universal y Direct-Fit

81500 - 84999

Convertidores CalCat OBDII Universal y Direct-Fit

## Codificación por colores

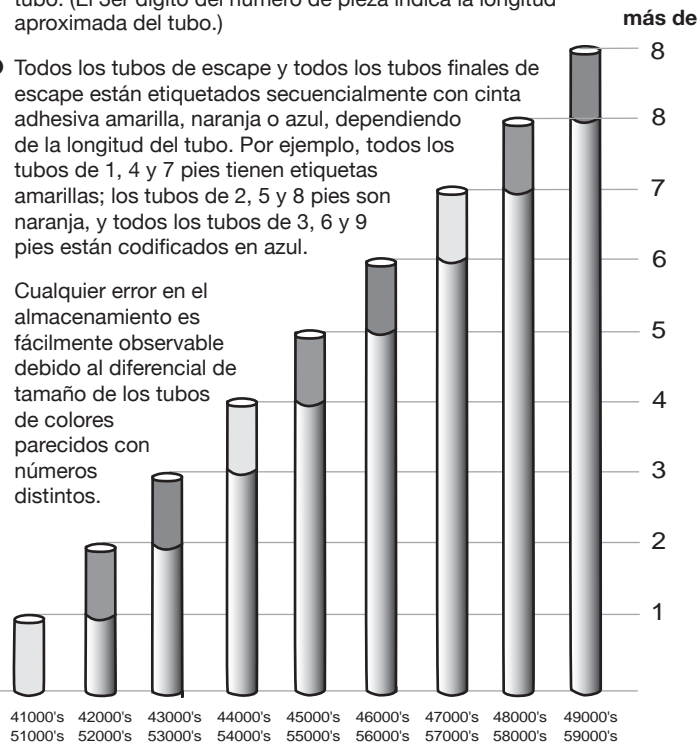
La codificación por colores es una ventaja adicional de nuestro sistema de almacenamiento de existencias de 5 dígitos para los tubos. Todos los tubos están etiquetados con cinta adhesiva verde, amarilla, naranja o azul. La secuencia de colocación de los tubos en los estantes se realiza de acuerdo con el color de la etiqueta del tubo y el número de tubo.

40200	41000	42000	43000
	44000	45000	46000
	47000	48000	49000
50200	51000	52000	53000
	54000	55000	56000
	57000	58000	59000
Verde	Amarillo	Naranja	Azul

## Cómo funciona

● Todos los tubos H e Y están etiquetados con cinta adhesiva verde, independientemente de la longitud del tubo. (El 3er dígito del número de pieza indica la longitud aproximada del tubo.)

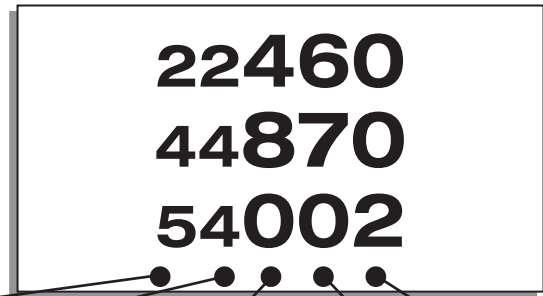
● Todos los tubos de escape y todos los tubos finales de escape están etiquetados secuencialmente con cinta adhesiva amarilla, naranja o azul, dependiendo de la longitud del tubo. Por ejemplo, todos los tubos de 1, 4 y 7 pies tienen etiquetas amarillas; los tubos de 2, 5 y 8 pies son naranja, y todos los tubos de 3, 6 y 9 pies están codificados en azul.



Cualquier error en el almacenamiento es fácilmente observable debido al diferencial de tamaño de los tubos de colores parecidos con números distintos.

# The 5 Digit Numbering System and how it works:

Our 5 digit numbering system, combined with color coded pipe labeling, offers you the simplest and most efficient exhaust system parts inventory stocking program available today! The 5 digit system actually dictates where every exhaust system part should be stored, while the pipe color coding aids in inventory storage and "order picking". It also complies with Automotive Advertisers and Council recommendations.



## First Two Digits

The *first two* digits of our 5 digit part numbering system indicate exactly which category a particular part number belongs, i.e., a 21000 is a muffler, 35000 numbers are accessories, and 40000 / 50000 numbers are pipes.

## Second Digit

For exhaust and tail pipes, the *second digit* also indicates the approximate length of a pipe. A 41000 / 51000 number pipe is no longer than one foot as indicated by a second digit one (1); a 42000 / 52000 pipe number is longer than one foot but shorter than two feet, etc.

## Third Digit

The *third digit* is similarly significant in H and Y pipe part numbers only. For example, a 40200 / 50200 pipe is no longer than two feet, while a 40300 / 50300 pipe is no longer than three feet, etc.

## Remaining Digit

The *remaining digits* aid in the sequential stocking of parts within each category.

## Complete Sequence

Following are the specific categories within the five digit numbering system:

### Cartonized

- 15100-16799
- Catalytic Converters, Converter Parts Kits
- 17200-17799
- Turbo Performance Product (includes Super Turbo, Ultra-Flo Mufflers and Kits)
- 18100-18180
- Universal Mufflers
- 18181-18499, 18550-18599, 18800-18850
- Direct Fit Mufflers
- 21100-22799
- Premium Mufflers (up to 40" in length)
- 22800-22999
- Premium Mufflers (over 40" in length)
- 24000-24499
- Glasspacks
- 28000-29999
- Chrome Stack Pipes, Muffler Shields, Cages, Items that require special handling
- 31000-31999
- Gaskets and Flanges
- 33000-34299
- Bulk Clamps
- 35000-35999, 36101-36199
- Clamps, Hangers, Brackets, Insulators, Straps and Shields
- 36000-36100, 36200-36999
- Promotional Items
- 92000-93999
- Ultra Universal Converters

### Uncartonized

- 40000-40026, 50001-50015
- Flexible Tubing
- 40050-40199, 50050-50199
- Premium Mufflers
- 40200-40999, 50200-50999
- H & Y Pipes and "Difficult to Stock" Pipes
- 41000-49999, 51000-59999
- Exhaust and Tail Pipes, Straight Tubing, and Muffler/Pipe Welded Assemblies

### CalCat Converters

- 80000-81499
- CalCat Non-OBDDII Universal and Direct-Fit Converters
- 81500-84999
- CalCat OBDDII Universal and Direct-Fit Converters

Printed in U.S.A.

## Color Coding

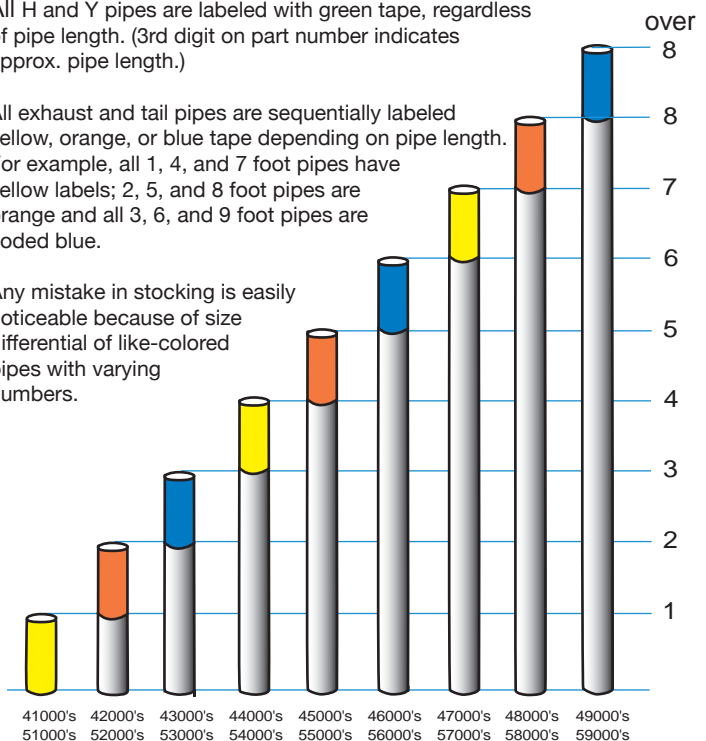
Color coding is an additional plus to our 5 digit inventory stocking system for pipes. All pipes are labeled with either green, yellow, orange, or blue tape. The pipe racking sequence is accomplished according to pipe label color and pipe number.



## How it Works

- All H and Y pipes are labeled with green tape, regardless of pipe length. (3rd digit on part number indicates approx. pipe length.)
- All exhaust and tail pipes are sequentially labeled yellow, orange, or blue tape depending on pipe length. For example, all 1, 4, and 7 foot pipes have yellow labels; 2, 5, and 8 foot pipes are orange and all 3, 6, and 9 foot pipes are coded blue.

Any mistake in stocking is easily noticeable because of size differential of like-colored pipes with varying numbers.





# MASTER CATALOG

## CATALOG PRINCIPAL • CATÁLOGO MAESTRO

1996 and Newer  
1996 et plus récents • 1996 y más nuevos

### Safe & Sound®

GUARANTEE

### EXCLUSIVE SAFE & SOUND® GUARANTEE

We are so confident that you will be satisfied with Walker® premium exhaust products, we offer this exclusive **Safe & Sound® Guarantee**

#### 90-Day Risk-Free Trial Offer\*

Try our premium exhaust products for 90 days. If, for any reason, the qualifying products\* don't live up to your expectations within the first 90 days, replace the products and we will refund your original product's purchase price (less any discounts and / or rebates), plus labor (up to \$50 per unit - a kit or assembly is considered one [1] unit).

#### Qualifying Products:

\* Walker® Quiet-Flow® SS Mufflers, Walker® Quiet-Flow® SS Muffler Assemblies, Walker® Mega-Flow® Commercial Vehicle Mufflers  
DynoMax® VT™, Ultra Flo™ SS, Ultra Flo™ Welded and Super Turbo™ Performance Mufflers, and DynoMax® Stainless Steel Cat-Back Systems

Offer limited to the purchase of one (1) Walker® Muffler or Muffler Assembly, two (2) DynoMax® Mufflers or Dual Muffler Assembly, or Diesel Particulate Filter. This offer does not include units improperly installed or substituted. Valid only on vehicles used for private, non-commercial use and may be withdrawn at any time.

For questions about this offer, please visit [www.walkerexhaust.com](http://www.walkerexhaust.com), or contact our Customer Service Department at **1 (734) 384-7898**.

### GARANTIE

Sécurité-Sonorité®

### LA GARANTIE EXCLUSIVE SÉCURITÉ-SONORITÉ®

Nous avons tellement confiance que vous serez satisfait des produits d'échappement de première qualité Walker® que nous offrons la **garantie exclusive Sécurité-Sonorité®**

#### Offre d'essai sans risque de 90 jours\*

Essayez nos produits d'échappement de première qualité pendant 90 jours. Si, pour quelque raison, les produits admissibles\* ne répondent pas à vos attentes dans les 90 jours après l'achat, remplacez les produits et nous vous rembourserons le prix d'achat de vos produits initiaux (moins tout rabais ou toute remise) ainsi que la main-d'œuvre (jusqu'à 50 \$ par unité - un ensemble étant considéré comme une [1] unité).

#### Produits admissibles:

\* Silencieux Quiet-Flow® SS de Walker®, ensembles de silencieux Quiet-Flow® SS de Walker®, silencieux pour véhicules commerciaux Mega-Flow® de Walker®  
Silencieux de performance DynoMax® VT™, Ultra Flo™ SS, Ultra Flo™ soudé et Super Turbo™, et les pièces DynoMax® en acier inoxydable situées après le catalyseur

Offre limitée à l'achat d'un (1) silencieux ou ensemble de silencieux Walker®, de deux (2) silencieux ou un (1) ensemble de silencieux double de DynoMax®, ou d'un (1) filtre à particules. Cette offre n'inclut pas les unités mal installées ou substituées. Cette offre est valide seulement sur les véhicules utilisés à des fins privées et non commerciales et peut être retirée en tout temps.

Pour toute question concernant cette offre, veuillez visiter [www.walkerexhaust.com](http://www.walkerexhaust.com), ou communiquer avec notre service à la clientèle au **1 (734) 384-7898**.

### GARANTÍA DE

Seguridad y Protección®

### GARANTÍA EXCLUSIVA DE SEGURIDAD Y PROTECCIÓN®

Estamos tan seguros de que usted quedará satisfecho con los productos de escape de alta calidad Walker®, que ofrecemos esta **garantía exclusiva de seguridad Safe & Sound®**

#### Oferta de prueba sin riesgo durante 90 días\*

Pruebe nuestros productos de escape de alta calidad durante 90 días. Si por cualquier motivo los productos que califican\* no cumplen con sus expectativas dentro de los primeros 90 días, reemplace los productos y le reembolsaremos el precio de compra de su producto original (menos cualquier descuento y / o reembolso), más la mano de obra (hasta \$50 por unidad; un kit o ensamblaje se considera una [1] unidad).

#### Productos que califican:

\* Silenciadores Walker® Quiet-Flow® SS, ensamblajes de silenciador Walker® Quiet-Flow® SS, silenciadores para vehículos comerciales Walker® Mega-Flow®  
Amortiguadores de alto rendimiento DynoMax® VT™, Ultra Flo™ SS, Ultra Flo™ soldados y Super Turbo™, y sistemas de acero inoxidable DynoMax® Cat-Back

Oferta limitada a la compra de un (1) silenciador o ensamblaje de silenciador Walker®, dos (2) silenciadores DynoMax® o un (1) ensamblaje de silenciador dual o un (1) filtro de partículas diesel. Esta oferta no incluye las unidades instaladas o sustituidas inapropiadamente. La oferta es válida solamente en vehículos utilizados para uso privado no comercial y se podrá retirar en cualquier momento.

En el caso de preguntas sobre esta oferta, sírvase visitar [www.walkerexhaust.com](http://www.walkerexhaust.com), o contactar a nuestro Departamento de Servicio al Cliente llamando al **1 (734) 384-7898**.



[www.walkerexhaust.com](http://www.walkerexhaust.com)



[www.walkerheavyduty.com](http://www.walkerheavyduty.com)



[www.dynomax.com](http://www.dynomax.com)



[www.thruskexhaust.com](http://www.thruskexhaust.com)



EPA-compliant States and Canada / États se conformant aux normes de l'EPA, et Canada / Estados que cumplen con los requisitos EPA y Canadá /

**1 (734) 384-7830**

M - F, 8:30 am - 5:30 pm EST / De 8 h 30 à 17 h 30 HNE du L au V / L - V, 8:30 am - 5:30 pm Hora del Este (EST)

[www.walkerexhaust.com](http://www.walkerexhaust.com)

CARB-compliant States only / États se conformant aux normes du CARB / Estados que cumplen con los requisitos CARB /

**1 (734) 384-7824**

M - F, 8:30 am - 5:30 pm EST / De 8 h 30 à 17 h 30 HNE du L au V / L - V, 8:30 am - 5:30 pm Hora del Este (EST)